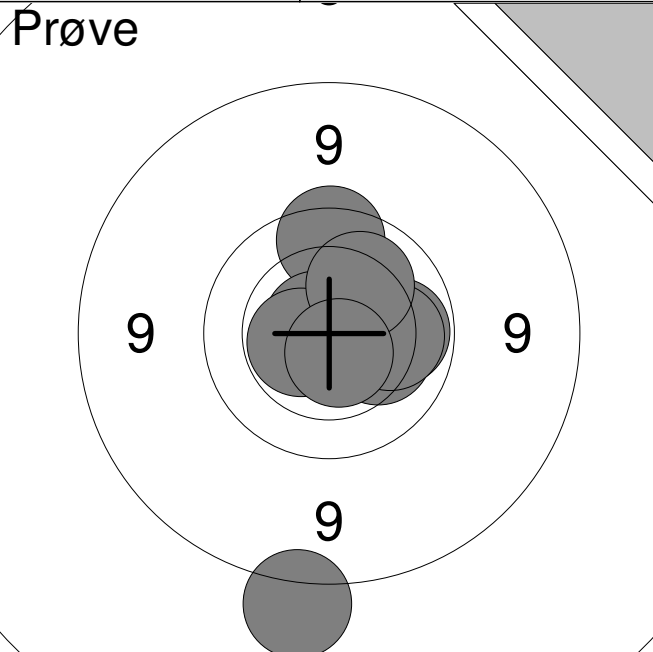
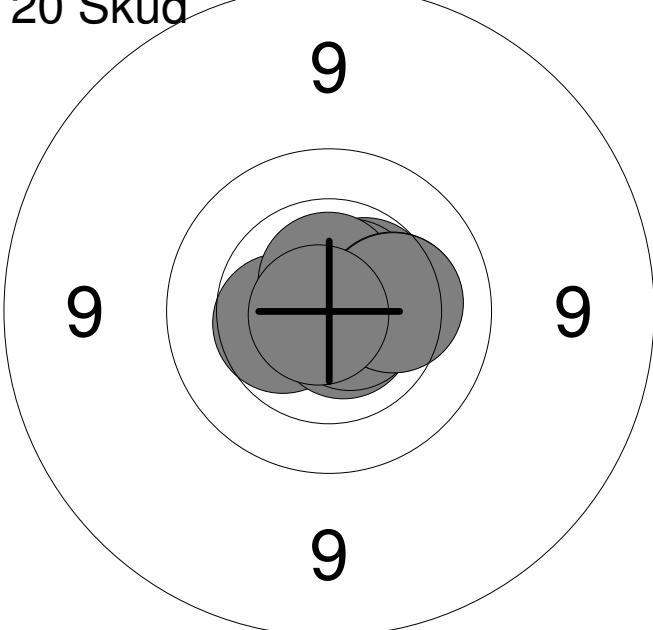
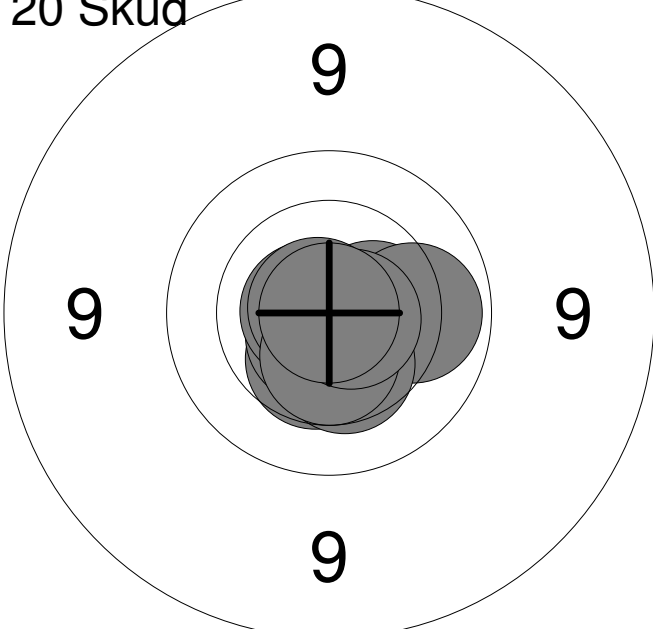


<p><b>Prøve</b></p> 	<table style="width:100%; border-collapse: collapse;"> <tr><td>1:</td><td>8.6</td><td>↓</td></tr> <tr><td>2:</td><td>9.8</td><td>↑</td></tr> <tr><td>3:</td><td>10.2</td><td>→</td></tr> <tr><td>4:</td><td>10.0</td><td>→</td></tr> <tr><td>5:</td><td>*10.7</td><td>↗</td></tr> <tr><td>6:</td><td>*10.5</td><td>↖</td></tr> <tr><td>7:</td><td>10.1</td><td>→</td></tr> <tr><td>8:</td><td>10.2</td><td>↗</td></tr> <tr><td>9:</td><td>*10.6</td><td>↓</td></tr> <tr><td colspan="2">Serie</td><td>87.0</td></tr> <tr><td colspan="2">Total</td><td>0.0</td></tr> </table>	1:	8.6	↓	2:	9.8	↑	3:	10.2	→	4:	10.0	→	5:	*10.7	↗	6:	*10.5	↖	7:	10.1	→	8:	10.2	↗	9:	*10.6	↓	Serie		87.0	Total		0.0
1:	8.6	↓																																
2:	9.8	↑																																
3:	10.2	→																																
4:	10.0	→																																
5:	*10.7	↗																																
6:	*10.5	↖																																
7:	10.1	→																																
8:	10.2	↗																																
9:	*10.6	↓																																
Serie		87.0																																
Total		0.0																																

<p><b>20 Skud</b></p> 	<table style="width:100%; border-collapse: collapse;"> <tr><td>1:</td><td>10.4</td><td>↖</td></tr> <tr><td>2:</td><td>*10.7</td><td>↓</td></tr> <tr><td>3:</td><td>10.5</td><td>↗</td></tr> <tr><td>4:</td><td>*10.6</td><td>↗</td></tr> <tr><td>5:</td><td>*10.9</td><td>↓</td></tr> <tr><td>6:</td><td>*10.6</td><td>↑</td></tr> <tr><td>7:</td><td>*10.7</td><td>→</td></tr> <tr><td>8:</td><td>10.3</td><td>→</td></tr> <tr><td>9:</td><td>10.3</td><td>→</td></tr> <tr><td>10:</td><td>*10.8</td><td>↖</td></tr> <tr><td colspan="2">Serie</td><td>100.0</td></tr> <tr><td colspan="2">Total</td><td>100.0</td></tr> </table>	1:	10.4	↖	2:	*10.7	↓	3:	10.5	↗	4:	*10.6	↗	5:	*10.9	↓	6:	*10.6	↑	7:	*10.7	→	8:	10.3	→	9:	10.3	→	10:	*10.8	↖	Serie		100.0	Total		100.0
1:	10.4	↖																																			
2:	*10.7	↓																																			
3:	10.5	↗																																			
4:	*10.6	↗																																			
5:	*10.9	↓																																			
6:	*10.6	↑																																			
7:	*10.7	→																																			
8:	10.3	→																																			
9:	10.3	→																																			
10:	*10.8	↖																																			
Serie		100.0																																			
Total		100.0																																			

<p><b>20 Skud</b></p> 	<table style="width:100%; border-collapse: collapse;"> <tr><td>11:</td><td>10.4</td><td>↓</td></tr> <tr><td>12:</td><td>*10.5</td><td>↓</td></tr> <tr><td>13:</td><td>*10.7</td><td>↖</td></tr> <tr><td>14:</td><td>*10.7</td><td>↖</td></tr> <tr><td>15:</td><td>10.5</td><td>→</td></tr> <tr><td>16:</td><td>10.0</td><td>→</td></tr> <tr><td>17:</td><td>*10.8</td><td>↗</td></tr> <tr><td>18:</td><td>10.4</td><td>↓</td></tr> <tr><td>19:</td><td>10.5</td><td>↓</td></tr> <tr><td>20:</td><td>*10.7</td><td>→</td></tr> <tr><td colspan="2">Serie</td><td>100.0</td></tr> <tr><td colspan="2">Total</td><td>200.0</td></tr> </table>	11:	10.4	↓	12:	*10.5	↓	13:	*10.7	↖	14:	*10.7	↖	15:	10.5	→	16:	10.0	→	17:	*10.8	↗	18:	10.4	↓	19:	10.5	↓	20:	*10.7	→	Serie		100.0	Total		200.0
11:	10.4	↓																																			
12:	*10.5	↓																																			
13:	*10.7	↖																																			
14:	*10.7	↖																																			
15:	10.5	→																																			
16:	10.0	→																																			
17:	*10.8	↗																																			
18:	10.4	↓																																			
19:	10.5	↓																																			
20:	*10.7	→																																			
Serie		100.0																																			
Total		200.0																																			

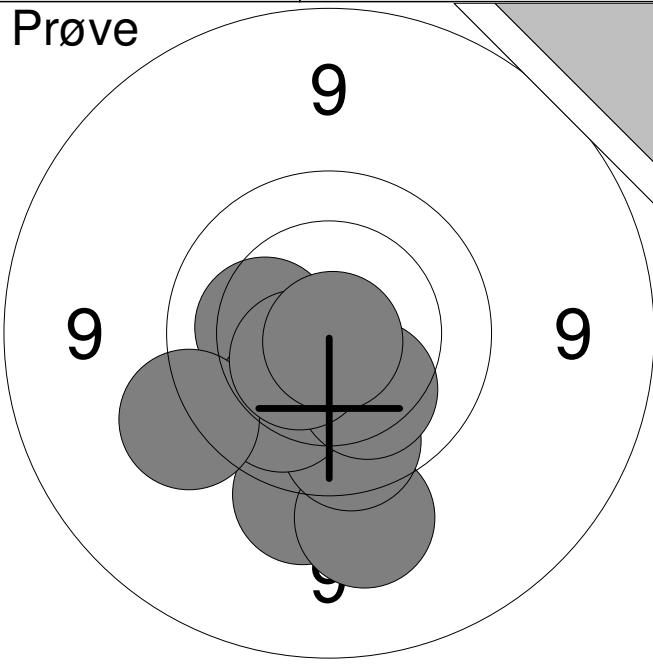
Hold  
**638**

Skive  
**2**

# Luckas Heby Pedersen

Vadum Skf.

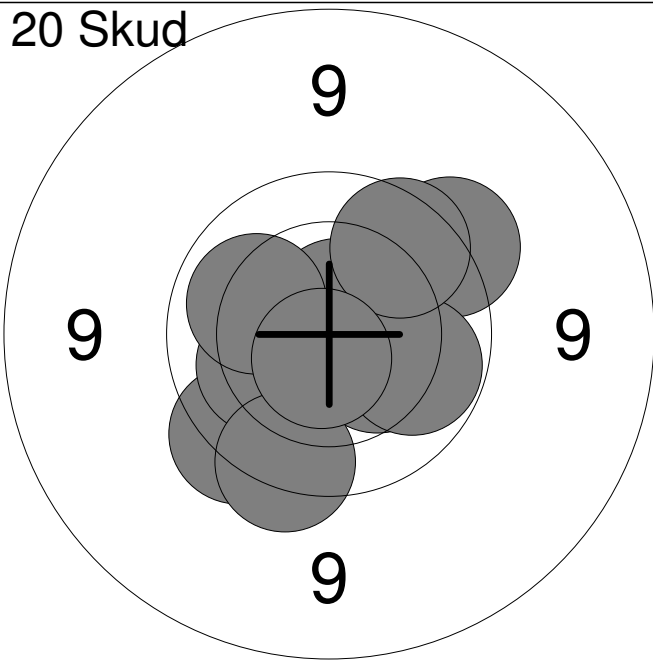
## Prøve



1:	10.3	←
2:	9.5	↓
3:	9.4	↓
4:	9.8	↓
5:	10.1	↙
6:	9.5	↖
7:	10.2	↓
8:	*10.5	↖
9:	*10.9	↓

Serie	86.0
Total	0.0

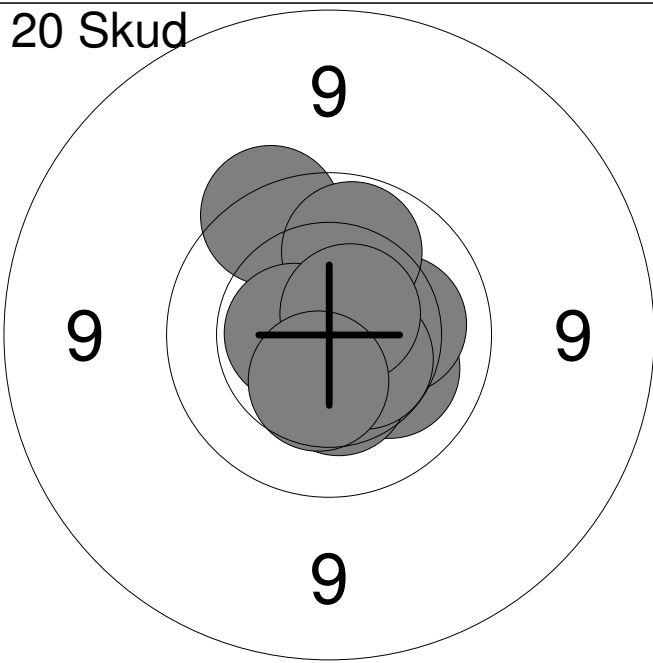
## 20 Skud



1:	9.7	↖
2:	9.6	↗
3:	10.3	↓
4:	10.2	↖
5:	*10.7	↗
6:	10.0	↗
7:	9.7	↓
8:	10.1	↖
9:	9.8	↗
10:	*10.7	↓

Serie	96.0
Total	96.0

## 20 Skud



11:	10.2	↘
12:	10.2	→
13:	10.4	↓
14:	9.7	↗
15:	10.0	↗
16:	*10.7	↓
17:	*10.5	↓
18:	*10.6	←
19:	*10.6	↗
20:	10.4	↓

Serie	99.0
Total	195.0

<p><b>Prøve</b></p>	<table style="width:100%; border-collapse: collapse;"> <tr><td>1:</td><td>9.7</td><td>↙</td></tr> <tr><td>2:</td><td>9.6</td><td>↓</td></tr> <tr><td>3:</td><td>9.9</td><td>↗</td></tr> <tr><td>4:</td><td>9.8</td><td>↘</td></tr> <tr><td>5:</td><td>9.4</td><td>→</td></tr> <tr><td>6:</td><td>10.1</td><td>↗</td></tr> </table>	1:	9.7	↙	2:	9.6	↓	3:	9.9	↗	4:	9.8	↘	5:	9.4	→	6:	10.1	↗
1:	9.7	↙																	
2:	9.6	↓																	
3:	9.9	↗																	
4:	9.8	↘																	
5:	9.4	→																	
6:	10.1	↗																	
<table style="width:100%; border-collapse: collapse;"> <tr> <td style="width:80%;">Serie</td> <td style="text-align: right;">55.0</td> </tr> <tr> <td>Total</td> <td style="text-align: right;">0.0</td> </tr> </table>		Serie	55.0	Total	0.0														
Serie	55.0																		
Total	0.0																		

<p><b>20 Skud</b></p>	<table style="width:100%; border-collapse: collapse;"> <tr><td>1:</td><td>9.4</td><td>↖</td></tr> <tr><td>2:</td><td>9.5</td><td>→</td></tr> <tr><td>3:</td><td>*10.6</td><td>↗</td></tr> <tr><td>4:</td><td>8.7</td><td>↖</td></tr> <tr><td>5:</td><td>9.9</td><td>←</td></tr> <tr><td>6:</td><td>9.7</td><td>↗</td></tr> <tr><td>7:</td><td>*10.5</td><td>↗</td></tr> <tr><td>8:</td><td>10.0</td><td>←</td></tr> <tr><td>9:</td><td>10.1</td><td>↘</td></tr> <tr><td>10:</td><td>9.9</td><td>↗</td></tr> </table>	1:	9.4	↖	2:	9.5	→	3:	*10.6	↗	4:	8.7	↖	5:	9.9	←	6:	9.7	↗	7:	*10.5	↗	8:	10.0	←	9:	10.1	↘	10:	9.9	↗
1:	9.4	↖																													
2:	9.5	→																													
3:	*10.6	↗																													
4:	8.7	↖																													
5:	9.9	←																													
6:	9.7	↗																													
7:	*10.5	↗																													
8:	10.0	←																													
9:	10.1	↘																													
10:	9.9	↗																													
<table style="width:100%; border-collapse: collapse;"> <tr> <td style="width:80%;">Serie</td> <td style="text-align: right;">93.0</td> </tr> <tr> <td>Total</td> <td style="text-align: right;">93.0</td> </tr> </table>		Serie	93.0	Total	93.0																										
Serie	93.0																														
Total	93.0																														

<p><b>20 Skud</b></p>	<table style="width:100%; border-collapse: collapse;"> <tr><td>11:</td><td>9.4</td><td>↖</td></tr> <tr><td>12:</td><td>9.5</td><td>←</td></tr> <tr><td>13:</td><td>9.7</td><td>←</td></tr> <tr><td>14:</td><td>10.2</td><td>←</td></tr> <tr><td>15:</td><td>*10.6</td><td>↓</td></tr> <tr><td>16:</td><td>10.1</td><td>↗</td></tr> <tr><td>17:</td><td>10.3</td><td>←</td></tr> <tr><td>18:</td><td>10.3</td><td>↗</td></tr> <tr><td>19:</td><td>*10.8</td><td>↗</td></tr> <tr><td>20:</td><td>10.4</td><td>↗</td></tr> </table>	11:	9.4	↖	12:	9.5	←	13:	9.7	←	14:	10.2	←	15:	*10.6	↓	16:	10.1	↗	17:	10.3	←	18:	10.3	↗	19:	*10.8	↗	20:	10.4	↗
11:	9.4	↖																													
12:	9.5	←																													
13:	9.7	←																													
14:	10.2	←																													
15:	*10.6	↓																													
16:	10.1	↗																													
17:	10.3	←																													
18:	10.3	↗																													
19:	*10.8	↗																													
20:	10.4	↗																													
<table style="width:100%; border-collapse: collapse;"> <tr> <td style="width:80%;">Serie</td> <td style="text-align: right;">97.0</td> </tr> <tr> <td>Total</td> <td style="text-align: right;">190.0</td> </tr> </table>		Serie	97.0	Total	190.0																										
Serie	97.0																														
Total	190.0																														

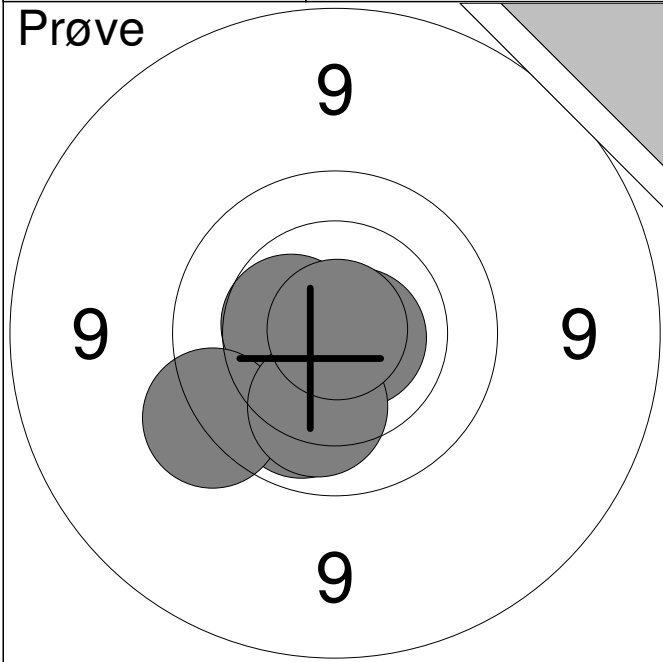
Hold  
**638**

Skive  
**4**

**Stefan Olsen**

Aalborg Skyttekreds

Prøve

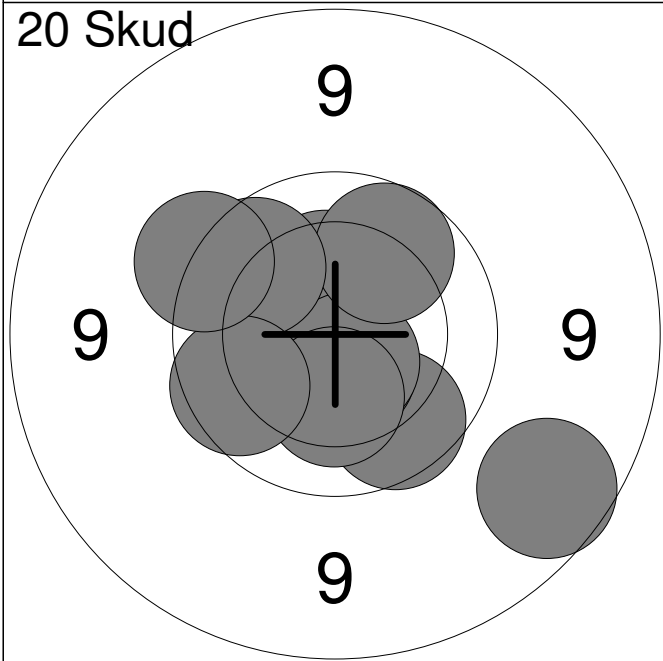


1:	*10.7	→
2:	10.1	↓
3:	10.5	←
4:	9.6	↙
5:	10.1	↓
6:	*10.9	↗

Serie 59.0

Total 0.0

20 Skud

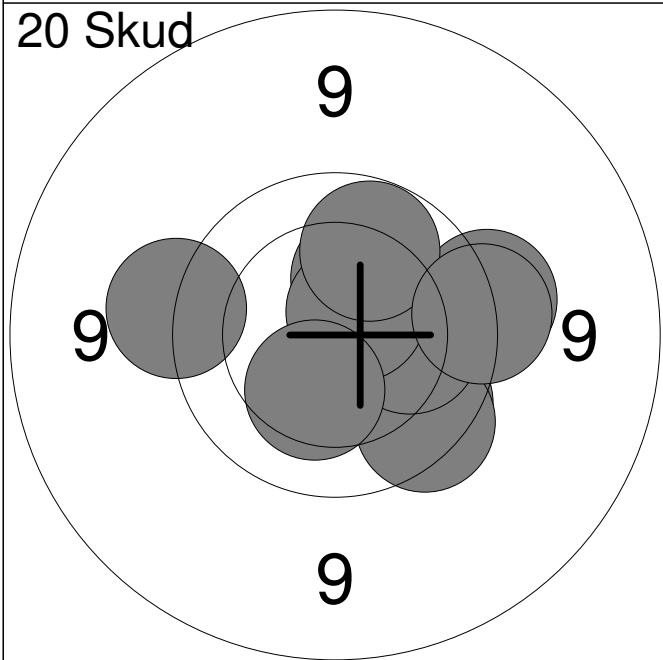


1:	8.9	↘
2:	9.9	↘
3:	*10.6	↘
4:	10.4	↗
5:	*10.6	↘
6:	9.9	↗
7:	10.3	↓
8:	9.9	↗
9:	9.9	←
10:	9.6	↗

Serie 93.0

Total 93.0

20 Skud



11:	10.3	↗
12:	9.8	↘
13:	9.8	↘
14:	9.6	→
15:	10.1	→
16:	*10.6	↗
17:	10.3	↘
18:	10.0	↗
19:	9.6	→
20:	9.5	←

Serie 95.0

Total 188.0

<p><b>Prøve</b></p>	<table style="width:100%; border-collapse: collapse;"> <tr><td style="width:10%;">1:</td><td style="width:15%;">9.8</td><td style="width:10%; text-align: center;">↘</td></tr> <tr><td>2:</td><td>10.2</td><td style="text-align: center;">↘</td></tr> <tr><td>3:</td><td>9.8</td><td style="text-align: center;">←</td></tr> <tr><td>4:</td><td>10.0</td><td style="text-align: center;">←</td></tr> <tr><td>5:</td><td>*10.6</td><td style="text-align: center;">↘</td></tr> <tr><td>6:</td><td>10.3</td><td style="text-align: center;">←</td></tr> <tr><td>7:</td><td>10.3</td><td style="text-align: center;">↗</td></tr> <tr><td>8:</td><td>9.9</td><td style="text-align: center;">→</td></tr> <tr><td>9:</td><td>*10.8</td><td style="text-align: center;">↘</td></tr> <tr><td colspan="2"><b>Serie</b></td><td style="text-align: right;"><b>87.0</b></td></tr> <tr><td colspan="2"><b>Total</b></td><td style="text-align: right;"><b>0.0</b></td></tr> </table>	1:	9.8	↘	2:	10.2	↘	3:	9.8	←	4:	10.0	←	5:	*10.6	↘	6:	10.3	←	7:	10.3	↗	8:	9.9	→	9:	*10.8	↘	<b>Serie</b>		<b>87.0</b>	<b>Total</b>		<b>0.0</b>
1:	9.8	↘																																
2:	10.2	↘																																
3:	9.8	←																																
4:	10.0	←																																
5:	*10.6	↘																																
6:	10.3	←																																
7:	10.3	↗																																
8:	9.9	→																																
9:	*10.8	↘																																
<b>Serie</b>		<b>87.0</b>																																
<b>Total</b>		<b>0.0</b>																																

<p><b>20 Skud</b></p>	<table style="width:100%; border-collapse: collapse;"> <tr><td style="width:10%;">1:</td><td style="width:15%;">*10.7</td><td style="width:10%; text-align: center;">↘</td></tr> <tr><td>2:</td><td>*10.7</td><td style="text-align: center;">↗</td></tr> <tr><td>3:</td><td>10.3</td><td style="text-align: center;">→</td></tr> <tr><td>4:</td><td>*10.6</td><td style="text-align: center;">↘</td></tr> <tr><td>5:</td><td>10.3</td><td style="text-align: center;">↗</td></tr> <tr><td>6:</td><td>*10.5</td><td style="text-align: center;">↘</td></tr> <tr><td>7:</td><td>*10.9</td><td style="text-align: center;">←</td></tr> <tr><td>8:</td><td>*10.6</td><td style="text-align: center;">↗</td></tr> <tr><td>9:</td><td>10.4</td><td style="text-align: center;">←</td></tr> <tr><td>10:</td><td>10.3</td><td style="text-align: center;">←</td></tr> <tr><td colspan="2"><b>Serie</b></td><td style="text-align: right;"><b>100.0</b></td></tr> <tr><td colspan="2"><b>Total</b></td><td style="text-align: right;"><b>100.0</b></td></tr> </table>	1:	*10.7	↘	2:	*10.7	↗	3:	10.3	→	4:	*10.6	↘	5:	10.3	↗	6:	*10.5	↘	7:	*10.9	←	8:	*10.6	↗	9:	10.4	←	10:	10.3	←	<b>Serie</b>		<b>100.0</b>	<b>Total</b>		<b>100.0</b>
1:	*10.7	↘																																			
2:	*10.7	↗																																			
3:	10.3	→																																			
4:	*10.6	↘																																			
5:	10.3	↗																																			
6:	*10.5	↘																																			
7:	*10.9	←																																			
8:	*10.6	↗																																			
9:	10.4	←																																			
10:	10.3	←																																			
<b>Serie</b>		<b>100.0</b>																																			
<b>Total</b>		<b>100.0</b>																																			

<p><b>20 Skud</b></p>	<table style="width:100%; border-collapse: collapse;"> <tr><td style="width:10%;">11:</td><td style="width:15%;">*10.9</td><td style="width:10%; text-align: center;">↗</td></tr> <tr><td>12:</td><td>*10.6</td><td style="text-align: center;">↘</td></tr> <tr><td>13:</td><td>*10.8</td><td style="text-align: center;">←</td></tr> <tr><td>14:</td><td>*10.7</td><td style="text-align: center;">←</td></tr> <tr><td>15:</td><td>*10.7</td><td style="text-align: center;">↘</td></tr> <tr><td>16:</td><td>*10.8</td><td style="text-align: center;">→</td></tr> <tr><td>17:</td><td>10.2</td><td style="text-align: center;">←</td></tr> <tr><td>18:</td><td>10.0</td><td style="text-align: center;">↘</td></tr> <tr><td>19:</td><td>9.8</td><td style="text-align: center;">←</td></tr> <tr><td>20:</td><td>*10.7</td><td style="text-align: center;">↘</td></tr> <tr><td colspan="2"><b>Serie</b></td><td style="text-align: right;"><b>99.0</b></td></tr> <tr><td colspan="2"><b>Total</b></td><td style="text-align: right;"><b>199.0</b></td></tr> </table>	11:	*10.9	↗	12:	*10.6	↘	13:	*10.8	←	14:	*10.7	←	15:	*10.7	↘	16:	*10.8	→	17:	10.2	←	18:	10.0	↘	19:	9.8	←	20:	*10.7	↘	<b>Serie</b>		<b>99.0</b>	<b>Total</b>		<b>199.0</b>
11:	*10.9	↗																																			
12:	*10.6	↘																																			
13:	*10.8	←																																			
14:	*10.7	←																																			
15:	*10.7	↘																																			
16:	*10.8	→																																			
17:	10.2	←																																			
18:	10.0	↘																																			
19:	9.8	←																																			
20:	*10.7	↘																																			
<b>Serie</b>		<b>99.0</b>																																			
<b>Total</b>		<b>199.0</b>																																			

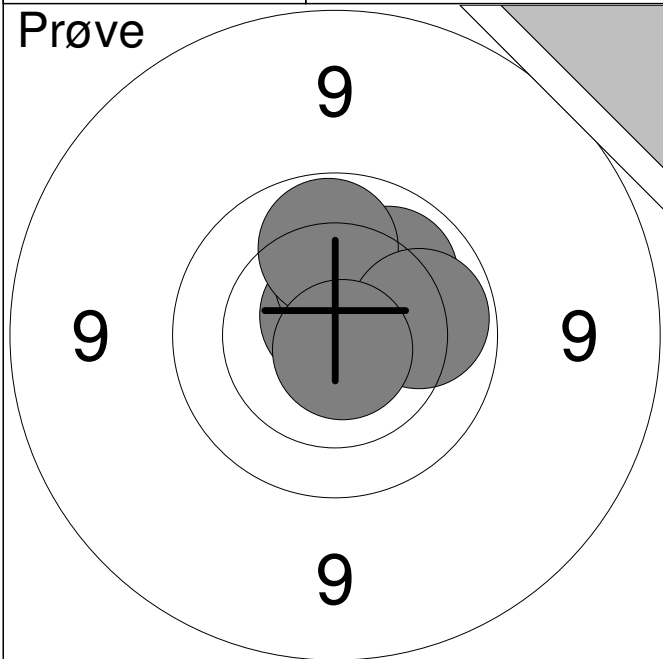
Hold  
**638**

Skive  
**6**

**Ann Olsen**

Aalborg Skyttekreds

Prøve

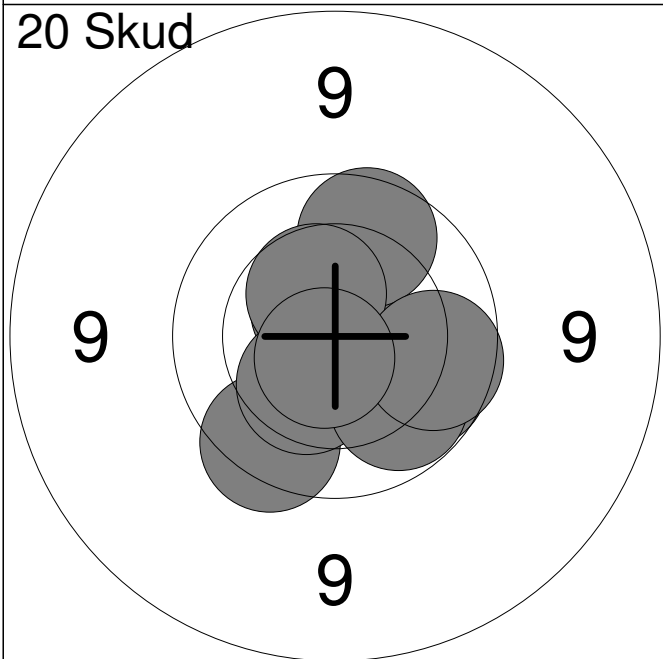


1:	*10.7	↑
2:	10.3	↑
3:	10.1	↗
4:	10.0	↑
5:	10.0	→
6:	*10.8	↓

Serie 60.0

Total 0.0

20 Skud

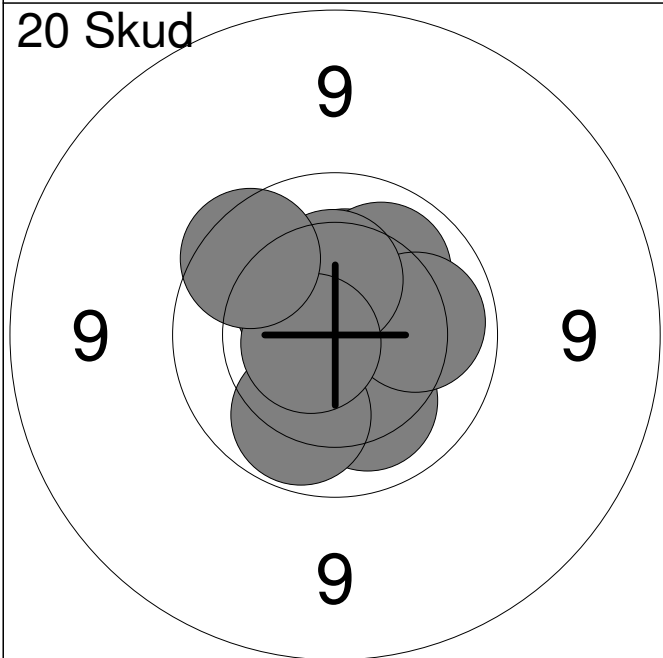


1:	9.9	↘
2:	9.8	↙
3:	*10.6	↗
4:	10.3	↙
5:	*10.8	↗
6:	10.0	↘
7:	9.9	↗
8:	10.4	↗
9:	9.9	→
10:	*10.7	↙

Serie 96.0

Total 96.0

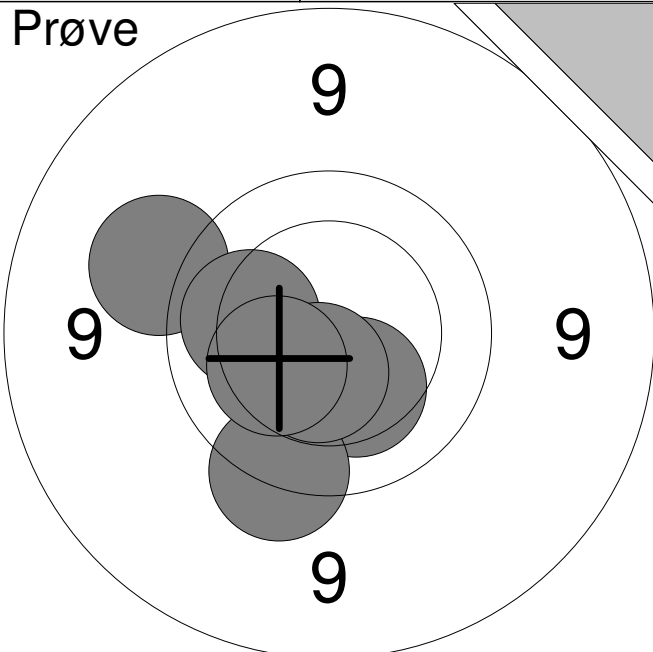
20 Skud

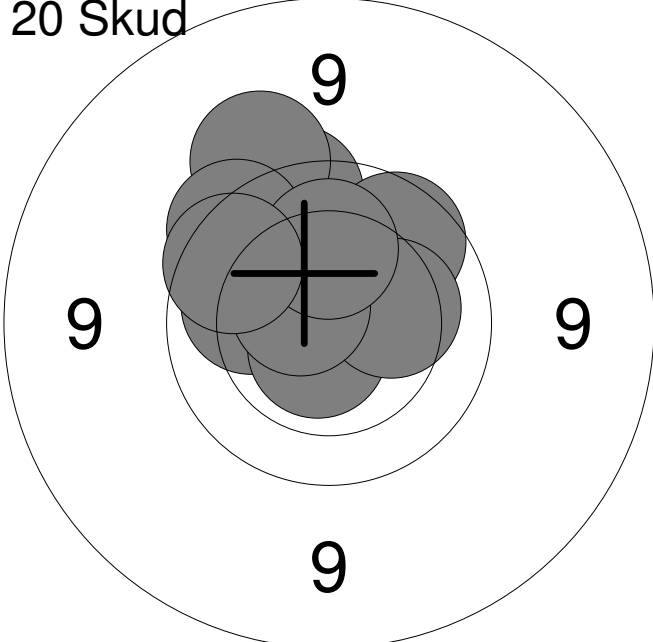


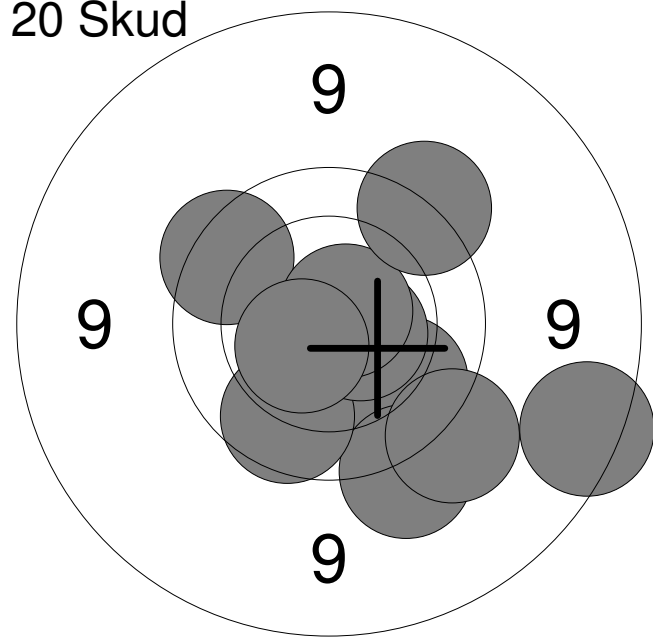
11:	10.3	↑
12:	10.4	↗
13:	10.2	↘
14:	10.0	↙
15:	10.1	↗
16:	10.1	→
17:	10.5	↗
18:	10.4	↑
19:	*10.7	↙
20:	9.8	↗

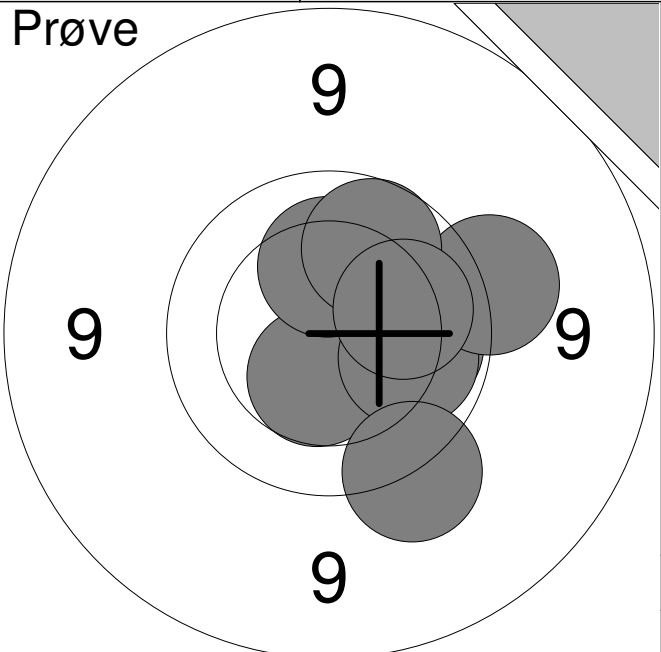
Serie 99.0

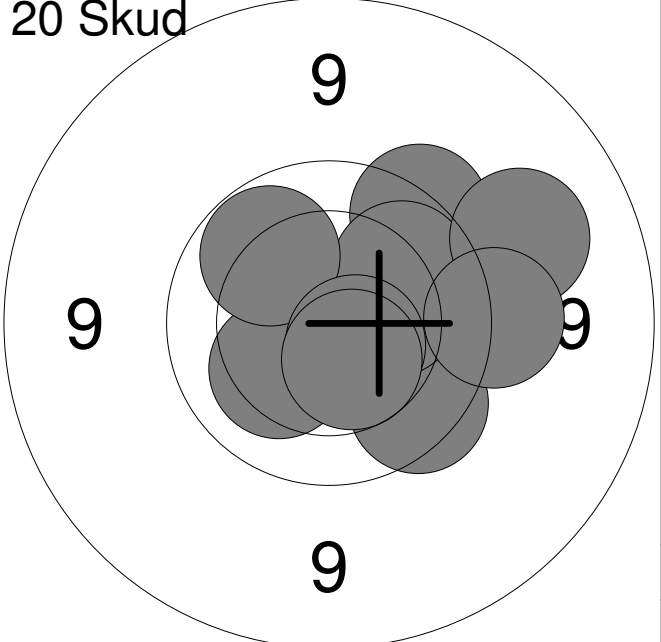
Total 195.0

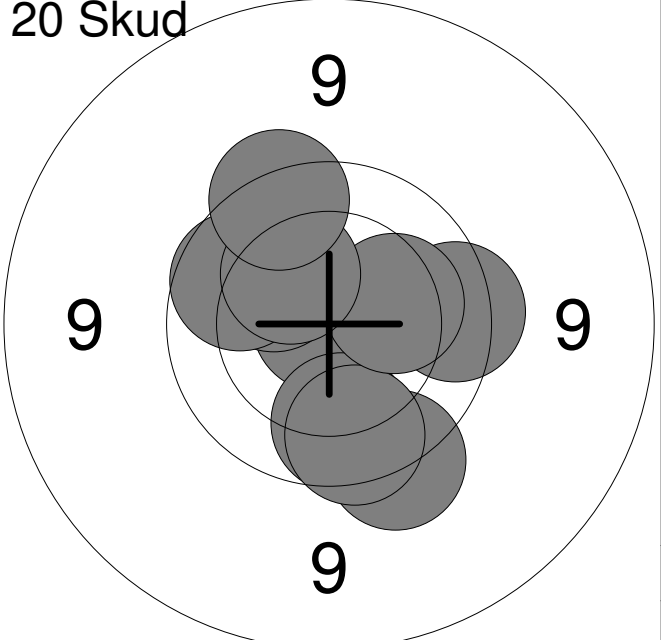
<p><b>Prøve</b></p> 	<table style="width:100%; border-collapse: collapse;"> <tr><td style="text-align: right;">1:</td><td style="text-align: right;">10.3</td><td style="text-align: right;">↘</td></tr> <tr><td style="text-align: right;">2:</td><td style="text-align: right;">9.6</td><td style="text-align: right;">↘</td></tr> <tr><td style="text-align: right;">3:</td><td style="text-align: right;">9.4</td><td style="text-align: right;">↗</td></tr> <tr><td style="text-align: right;">4:</td><td style="text-align: right;">10.1</td><td style="text-align: right;">↖</td></tr> <tr><td style="text-align: right;">5:</td><td style="text-align: right;">*10.5</td><td style="text-align: right;">↘</td></tr> <tr><td style="text-align: right;">6:</td><td style="text-align: right;">10.3</td><td style="text-align: right;">↙</td></tr> </table> <table border="1" style="width:100%; border-collapse: collapse; margin-top: 5px;"> <tr> <td style="width:80%;">Serie</td> <td style="text-align: right;">58.0</td> </tr> <tr> <td>Total</td> <td style="text-align: right;">0.0</td> </tr> </table>	1:	10.3	↘	2:	9.6	↘	3:	9.4	↗	4:	10.1	↖	5:	*10.5	↘	6:	10.3	↙	Serie	58.0	Total	0.0
1:	10.3	↘																					
2:	9.6	↘																					
3:	9.4	↗																					
4:	10.1	↖																					
5:	*10.5	↘																					
6:	10.3	↙																					
Serie	58.0																						
Total	0.0																						

<p><b>20 Skud</b></p> 	<table style="width:100%; border-collapse: collapse;"> <tr><td style="text-align: right;">1:</td><td style="text-align: right;">10.1</td><td style="text-align: right;">↖</td></tr> <tr><td style="text-align: right;">2:</td><td style="text-align: right;">9.7</td><td style="text-align: right;">↗</td></tr> <tr><td style="text-align: right;">3:</td><td style="text-align: right;">9.9</td><td style="text-align: right;">↗</td></tr> <tr><td style="text-align: right;">4:</td><td style="text-align: right;">*10.7</td><td style="text-align: right;">↘</td></tr> <tr><td style="text-align: right;">5:</td><td style="text-align: right;">9.4</td><td style="text-align: right;">↗</td></tr> <tr><td style="text-align: right;">6:</td><td style="text-align: right;">9.7</td><td style="text-align: right;">↗</td></tr> <tr><td style="text-align: right;">7:</td><td style="text-align: right;">10.3</td><td style="text-align: right;">→</td></tr> <tr><td style="text-align: right;">8:</td><td style="text-align: right;">*10.6</td><td style="text-align: right;">↗</td></tr> <tr><td style="text-align: right;">9:</td><td style="text-align: right;">10.1</td><td style="text-align: right;">↑</td></tr> <tr><td style="text-align: right;">10:</td><td style="text-align: right;">9.8</td><td style="text-align: right;">↗</td></tr> </table> <table border="1" style="width:100%; border-collapse: collapse; margin-top: 5px;"> <tr> <td style="width:80%;">Serie</td> <td style="text-align: right;">95.0</td> </tr> <tr> <td>Total</td> <td style="text-align: right;">95.0</td> </tr> </table>	1:	10.1	↖	2:	9.7	↗	3:	9.9	↗	4:	*10.7	↘	5:	9.4	↗	6:	9.7	↗	7:	10.3	→	8:	*10.6	↗	9:	10.1	↑	10:	9.8	↗	Serie	95.0	Total	95.0
1:	10.1	↖																																	
2:	9.7	↗																																	
3:	9.9	↗																																	
4:	*10.7	↘																																	
5:	9.4	↗																																	
6:	9.7	↗																																	
7:	10.3	→																																	
8:	*10.6	↗																																	
9:	10.1	↑																																	
10:	9.8	↗																																	
Serie	95.0																																		
Total	95.0																																		

<p><b>20 Skud</b></p> 	<table style="width:100%; border-collapse: collapse;"> <tr><td style="text-align: right;">11:</td><td style="text-align: right;">8.8</td><td style="text-align: right;">↘</td></tr> <tr><td style="text-align: right;">12:</td><td style="text-align: right;">9.7</td><td style="text-align: right;">↗</td></tr> <tr><td style="text-align: right;">13:</td><td style="text-align: right;">9.9</td><td style="text-align: right;">↘</td></tr> <tr><td style="text-align: right;">14:</td><td style="text-align: right;">9.5</td><td style="text-align: right;">↘</td></tr> <tr><td style="text-align: right;">15:</td><td style="text-align: right;">9.5</td><td style="text-align: right;">↘</td></tr> <tr><td style="text-align: right;">16:</td><td style="text-align: right;">9.9</td><td style="text-align: right;">↘</td></tr> <tr><td style="text-align: right;">17:</td><td style="text-align: right;">*10.6</td><td style="text-align: right;">↗</td></tr> <tr><td style="text-align: right;">18:</td><td style="text-align: right;">*10.7</td><td style="text-align: right;">↗</td></tr> <tr><td style="text-align: right;">19:</td><td style="text-align: right;">9.6</td><td style="text-align: right;">↗</td></tr> <tr><td style="text-align: right;">20:</td><td style="text-align: right;">*10.6</td><td style="text-align: right;">↙</td></tr> </table> <table border="1" style="width:100%; border-collapse: collapse; margin-top: 5px;"> <tr> <td style="width:80%;">Serie</td> <td style="text-align: right;">92.0</td> </tr> <tr> <td>Total</td> <td style="text-align: right;">187.0</td> </tr> </table>	11:	8.8	↘	12:	9.7	↗	13:	9.9	↘	14:	9.5	↘	15:	9.5	↘	16:	9.9	↘	17:	*10.6	↗	18:	*10.7	↗	19:	9.6	↗	20:	*10.6	↙	Serie	92.0	Total	187.0
11:	8.8	↘																																	
12:	9.7	↗																																	
13:	9.9	↘																																	
14:	9.5	↘																																	
15:	9.5	↘																																	
16:	9.9	↘																																	
17:	*10.6	↗																																	
18:	*10.7	↗																																	
19:	9.6	↗																																	
20:	*10.6	↙																																	
Serie	92.0																																		
Total	187.0																																		

<p><b>Prøve</b></p> 	<table style="width:100%; border-collapse: collapse;"> <tr><td>1:</td><td>10.1</td><td>→</td></tr> <tr><td>2:</td><td>10.5</td><td>↓</td></tr> <tr><td>3:</td><td>10.0</td><td>→</td></tr> <tr><td>4:</td><td>10.1</td><td>→</td></tr> <tr><td>5:</td><td>9.5</td><td>→</td></tr> <tr><td>6:</td><td>9.5</td><td>↓</td></tr> <tr><td>7:</td><td>10.2</td><td>↑</td></tr> <tr><td>8:</td><td>9.9</td><td>↗</td></tr> <tr><td>9:</td><td>10.1</td><td>→</td></tr> <tr><td colspan="2"><b>Serie</b></td><td><b>87.0</b></td></tr> <tr><td colspan="2"><b>Total</b></td><td><b>0.0</b></td></tr> </table>	1:	10.1	→	2:	10.5	↓	3:	10.0	→	4:	10.1	→	5:	9.5	→	6:	9.5	↓	7:	10.2	↑	8:	9.9	↗	9:	10.1	→	<b>Serie</b>		<b>87.0</b>	<b>Total</b>		<b>0.0</b>
1:	10.1	→																																
2:	10.5	↓																																
3:	10.0	→																																
4:	10.1	→																																
5:	9.5	→																																
6:	9.5	↓																																
7:	10.2	↑																																
8:	9.9	↗																																
9:	10.1	→																																
<b>Serie</b>		<b>87.0</b>																																
<b>Total</b>		<b>0.0</b>																																

<p><b>20 Skud</b></p> 	<table style="width:100%; border-collapse: collapse;"> <tr><td>1:</td><td>9.8</td><td>↓</td></tr> <tr><td>2:</td><td>10.2</td><td>↙</td></tr> <tr><td>3:</td><td>9.6</td><td>↗</td></tr> <tr><td>4:</td><td>10.3</td><td>→</td></tr> <tr><td>5:</td><td>10.0</td><td>↗</td></tr> <tr><td>6:</td><td>9.2</td><td>→</td></tr> <tr><td>7:</td><td>10.0</td><td>↗</td></tr> <tr><td>8:</td><td>*10.6</td><td>↓</td></tr> <tr><td>9:</td><td>9.5</td><td>→</td></tr> <tr><td>10:</td><td>10.5</td><td>↓</td></tr> <tr><td colspan="2"><b>Serie</b></td><td><b>96.0</b></td></tr> <tr><td colspan="2"><b>Total</b></td><td><b>96.0</b></td></tr> </table>	1:	9.8	↓	2:	10.2	↙	3:	9.6	↗	4:	10.3	→	5:	10.0	↗	6:	9.2	→	7:	10.0	↗	8:	*10.6	↓	9:	9.5	→	10:	10.5	↓	<b>Serie</b>		<b>96.0</b>	<b>Total</b>		<b>96.0</b>
1:	9.8	↓																																			
2:	10.2	↙																																			
3:	9.6	↗																																			
4:	10.3	→																																			
5:	10.0	↗																																			
6:	9.2	→																																			
7:	10.0	↗																																			
8:	*10.6	↓																																			
9:	9.5	→																																			
10:	10.5	↓																																			
<b>Serie</b>		<b>96.0</b>																																			
<b>Total</b>		<b>96.0</b>																																			

<p><b>20 Skud</b></p> 	<table style="width:100%; border-collapse: collapse;"> <tr><td>11:</td><td>*10.9</td><td>←</td></tr> <tr><td>12:</td><td>9.6</td><td>↓</td></tr> <tr><td>13:</td><td>9.7</td><td>→</td></tr> <tr><td>14:</td><td>10.2</td><td>↗</td></tr> <tr><td>15:</td><td>9.9</td><td>↓</td></tr> <tr><td>16:</td><td>9.8</td><td>↙</td></tr> <tr><td>17:</td><td>10.2</td><td>→</td></tr> <tr><td>18:</td><td>9.9</td><td>↗</td></tr> <tr><td>19:</td><td>10.3</td><td>↗</td></tr> <tr><td>20:</td><td>9.7</td><td>↗</td></tr> <tr><td colspan="2"><b>Serie</b></td><td><b>94.0</b></td></tr> <tr><td colspan="2"><b>Total</b></td><td><b>190.0</b></td></tr> </table>	11:	*10.9	←	12:	9.6	↓	13:	9.7	→	14:	10.2	↗	15:	9.9	↓	16:	9.8	↙	17:	10.2	→	18:	9.9	↗	19:	10.3	↗	20:	9.7	↗	<b>Serie</b>		<b>94.0</b>	<b>Total</b>		<b>190.0</b>
11:	*10.9	←																																			
12:	9.6	↓																																			
13:	9.7	→																																			
14:	10.2	↗																																			
15:	9.9	↓																																			
16:	9.8	↙																																			
17:	10.2	→																																			
18:	9.9	↗																																			
19:	10.3	↗																																			
20:	9.7	↗																																			
<b>Serie</b>		<b>94.0</b>																																			
<b>Total</b>		<b>190.0</b>																																			



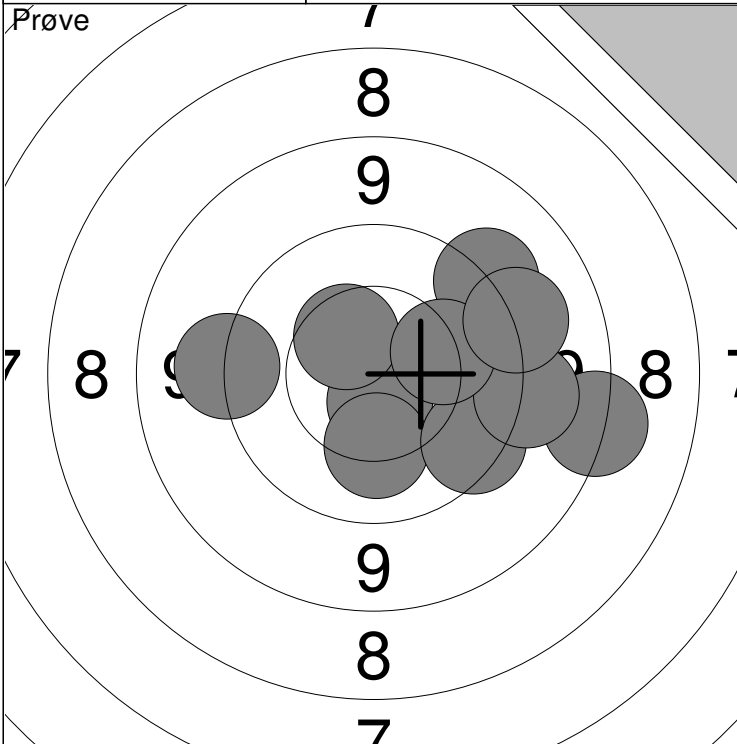
Hold  
**638**

Skive  
**9**

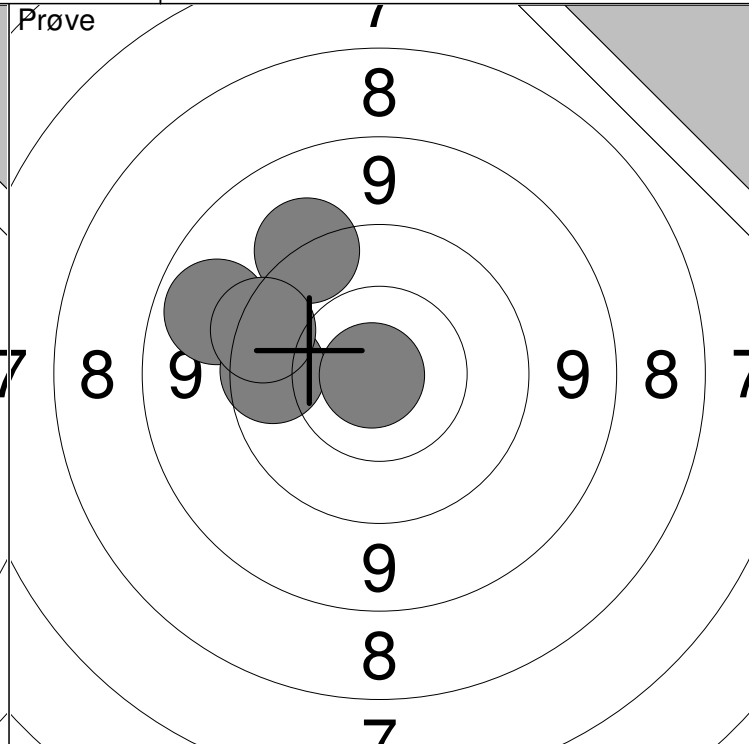
**Jeppe V. Kristensen**

Aalborg Skyttekreds

Prøve



Prøve



1: 8.5 →  
 2: \*10.7 ↓  
 3: 10.2 ↓  
 4: 9.7 ↘  
 5: 9.4 ↗

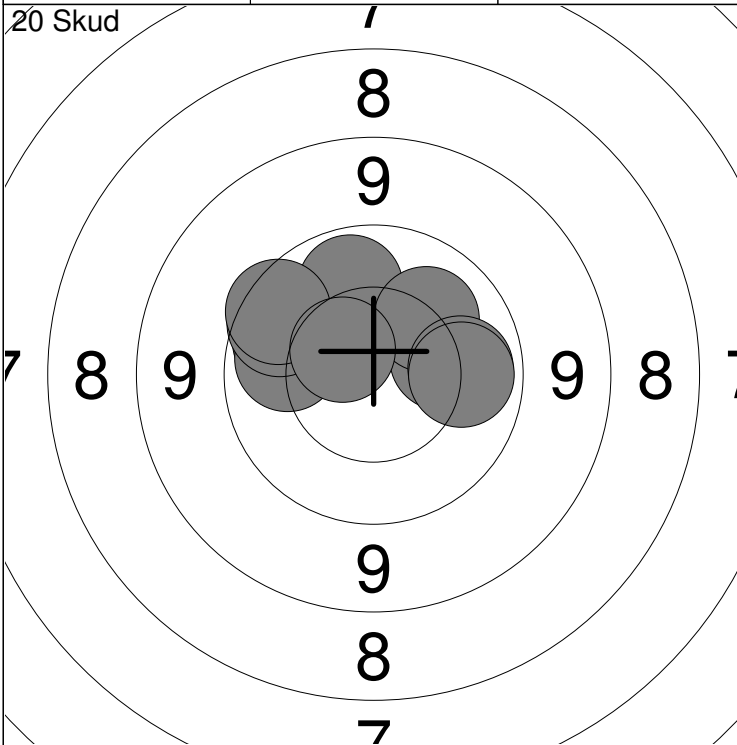
6: 9.3 →  
 7: 10.5 ↗  
 8: 9.4 ←  
 9: 10.2 →  
 10: 9.3 →

Serie 93.0  
 Total 0.0

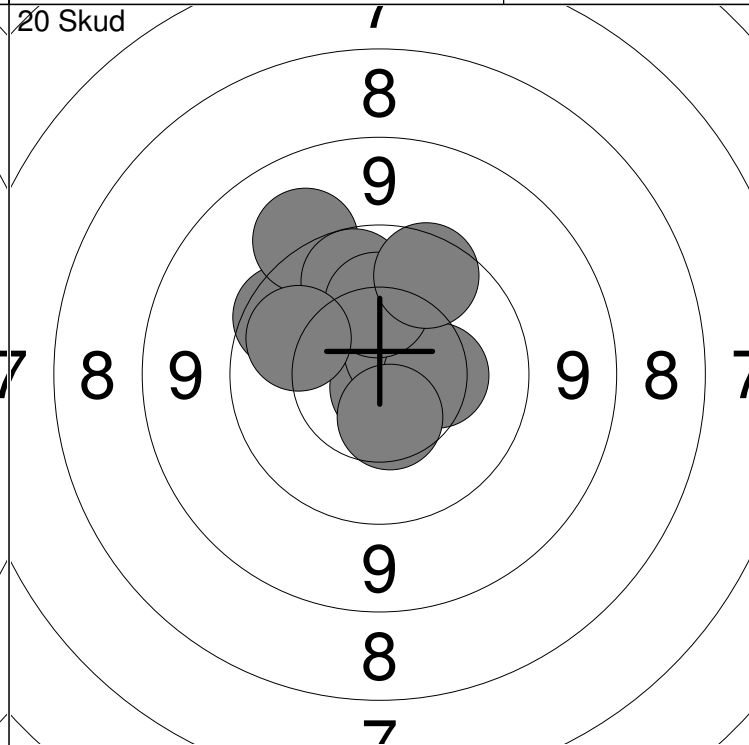
11: 9.1 ↖  
 12: 9.4 ↗  
 13: 9.8 ←  
 14: 9.6 ↖  
 15: \*10.9 ←

Serie 46.0  
 Total 0.0

20 Skud



20 Skud



1: 10.2 →  
 2: 10.0 ↗  
 3: 10.0 ↖  
 4: 10.0 ←  
 5: 10.2 ↗

6: 9.8 ↖  
 7: 10.0 →  
 8: 9.8 ↗  
 9: 10.5 ↗  
 10: 10.0 →

Serie 98.0  
 Total 98.0

11: \*10.8 ↓  
 12: \*10.7 ↗  
 13: 9.8 ↖  
 14: 10.4 →  
 15: 9.3 ↖

16: 10.5 ↓  
 17: 10.0 ↗  
 18: 10.2 ↑  
 19: 9.8 ↗  
 20: 10.0 ↖

Serie 97.0  
 Total 195.0

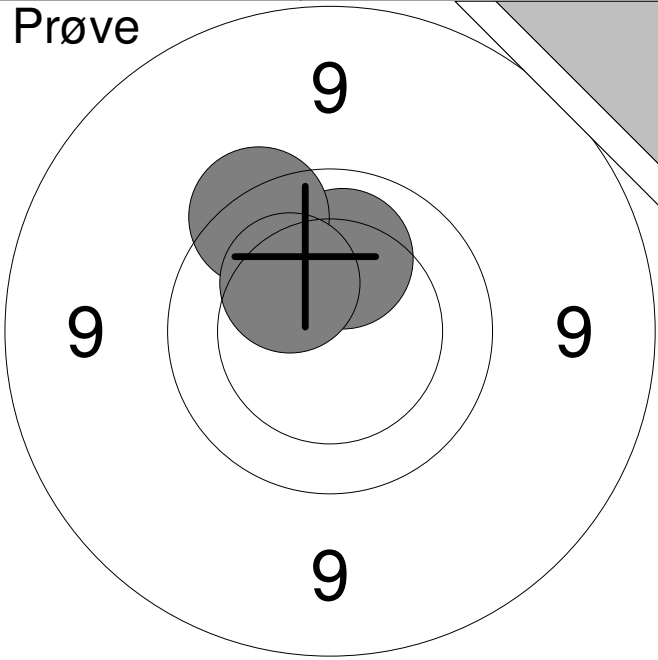
Hold  
**638**

Skive  
**10**

**Ole Vagn Larsen**

Hjørring Skytteforening

Prøve



1: 10.2



2: 9.7



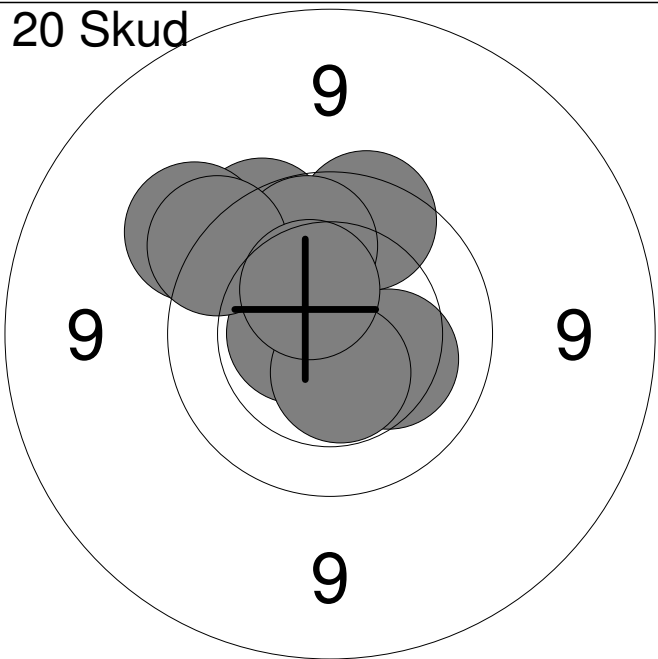
3: 10.3



Serie 29.0

Total 0.0

20 Skud



1: 9.7



2: \*10.6



3: 9.5



4: \*10.6



5: 9.8



6: 10.0



7: 9.6



8: 10.3



9: \*10.5



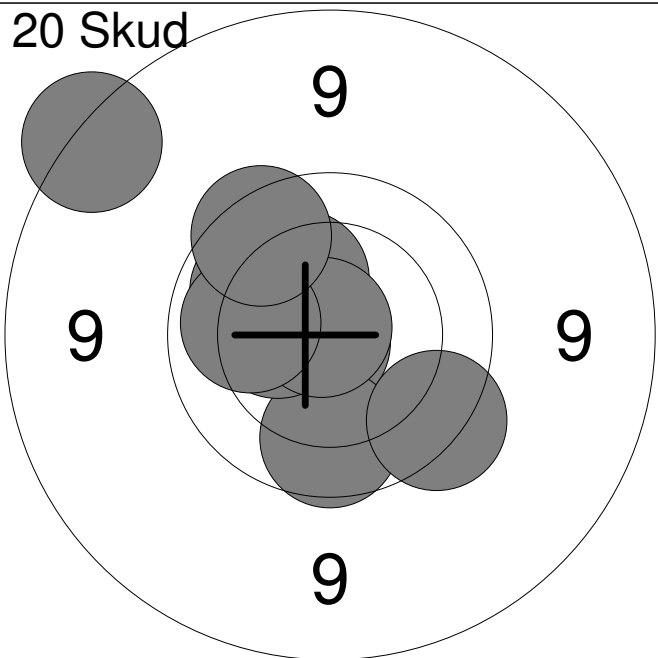
10: 10.4



Serie 96.0

Total 96.0

20 Skud



11: 10.3



12: 10.1



13: \*10.8



14: 8.7



15: 9.9



16: 10.4



17: \*10.8



18: 9.7



19: 10.1



20: 9.8



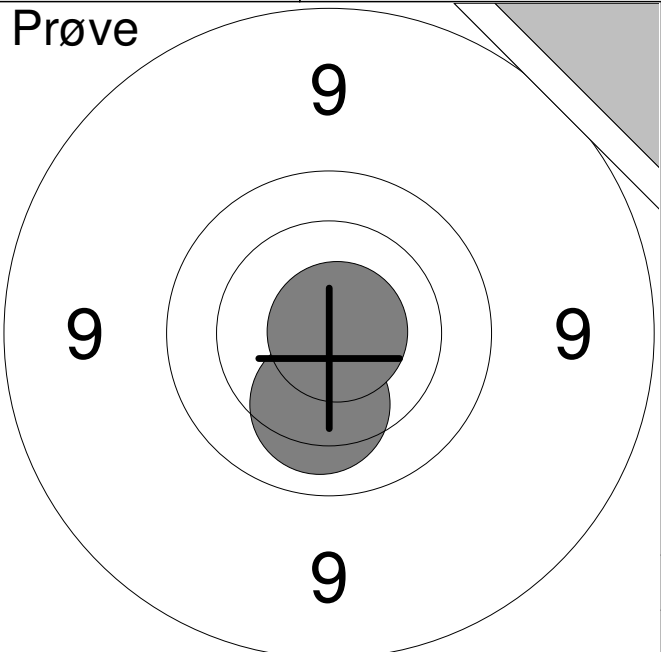
Serie 95.0

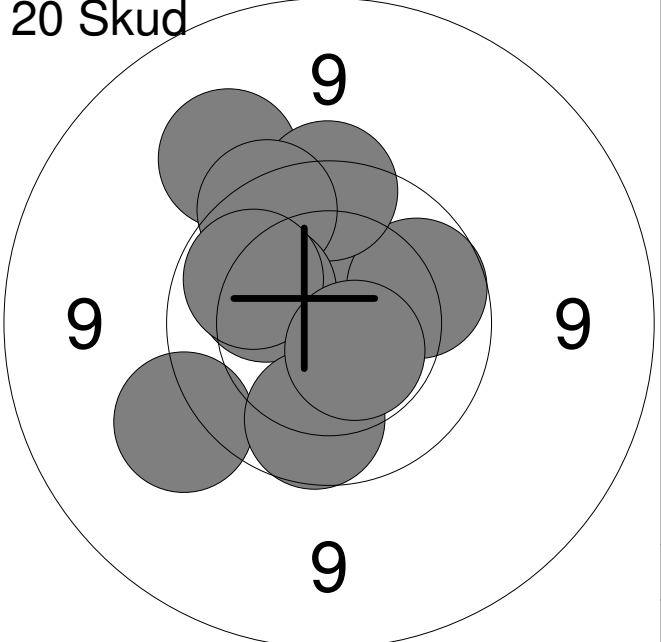
Total 191.0

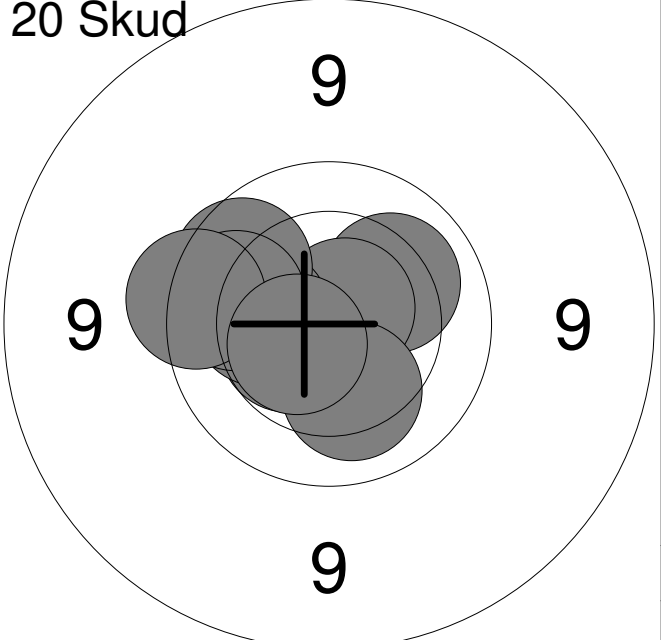
<p><b>Prøve</b></p>	<table style="width:100%; border-collapse: collapse;"> <tr><td style="text-align: right;">1:</td><td style="text-align: right;">10.1</td><td style="text-align: right;">↗</td></tr> <tr><td style="text-align: right;">2:</td><td style="text-align: right;">10.2</td><td style="text-align: right;">↗</td></tr> <tr><td style="text-align: right;">3:</td><td style="text-align: right;">10.1</td><td style="text-align: right;">←</td></tr> <tr><td style="text-align: right;">4:</td><td style="text-align: right;">9.5</td><td style="text-align: right;">←</td></tr> <tr><td style="text-align: right;">5:</td><td style="text-align: right;">10.0</td><td style="text-align: right;">↗</td></tr> </table> <table border="1" style="width:100%; border-collapse: collapse; margin-top: 5px;"> <tr> <td style="width:80%;">Serie</td> <td style="text-align: right;">49.0</td> </tr> <tr> <td>Total</td> <td style="text-align: right;">0.0</td> </tr> </table>	1:	10.1	↗	2:	10.2	↗	3:	10.1	←	4:	9.5	←	5:	10.0	↗	Serie	49.0	Total	0.0
1:	10.1	↗																		
2:	10.2	↗																		
3:	10.1	←																		
4:	9.5	←																		
5:	10.0	↗																		
Serie	49.0																			
Total	0.0																			

<p><b>20 Skud</b></p>	<table style="width:100%; border-collapse: collapse;"> <tr><td style="text-align: right;">1:</td><td style="text-align: right;">10.1</td><td style="text-align: right;">→</td></tr> <tr><td style="text-align: right;">2:</td><td style="text-align: right;">9.9</td><td style="text-align: right;">↘</td></tr> <tr><td style="text-align: right;">3:</td><td style="text-align: right;">9.6</td><td style="text-align: right;">↘</td></tr> <tr><td style="text-align: right;">4:</td><td style="text-align: right;">9.6</td><td style="text-align: right;">↘</td></tr> <tr><td style="text-align: right;">5:</td><td style="text-align: right;">10.2</td><td style="text-align: right;">↘</td></tr> <tr><td style="text-align: right;">6:</td><td style="text-align: right;">10.1</td><td style="text-align: right;">→</td></tr> <tr><td style="text-align: right;">7:</td><td style="text-align: right;">9.7</td><td style="text-align: right;">↗</td></tr> <tr><td style="text-align: right;">8:</td><td style="text-align: right;">*10.6</td><td style="text-align: right;">↗</td></tr> <tr><td style="text-align: right;">9:</td><td style="text-align: right;">10.2</td><td style="text-align: right;">↘</td></tr> <tr><td style="text-align: right;">10:</td><td style="text-align: right;">9.3</td><td style="text-align: right;">↗</td></tr> </table> <table border="1" style="width:100%; border-collapse: collapse; margin-top: 5px;"> <tr> <td style="width:80%;">Serie</td> <td style="text-align: right;">95.0</td> </tr> <tr> <td>Total</td> <td style="text-align: right;">95.0</td> </tr> </table>	1:	10.1	→	2:	9.9	↘	3:	9.6	↘	4:	9.6	↘	5:	10.2	↘	6:	10.1	→	7:	9.7	↗	8:	*10.6	↗	9:	10.2	↘	10:	9.3	↗	Serie	95.0	Total	95.0
1:	10.1	→																																	
2:	9.9	↘																																	
3:	9.6	↘																																	
4:	9.6	↘																																	
5:	10.2	↘																																	
6:	10.1	→																																	
7:	9.7	↗																																	
8:	*10.6	↗																																	
9:	10.2	↘																																	
10:	9.3	↗																																	
Serie	95.0																																		
Total	95.0																																		

<p><b>20 Skud</b></p>	<table style="width:100%; border-collapse: collapse;"> <tr><td style="text-align: right;">11:</td><td style="text-align: right;">10.0</td><td style="text-align: right;">→</td></tr> <tr><td style="text-align: right;">12:</td><td style="text-align: right;">9.6</td><td style="text-align: right;">↖</td></tr> <tr><td style="text-align: right;">13:</td><td style="text-align: right;">*10.6</td><td style="text-align: right;">↖</td></tr> <tr><td style="text-align: right;">14:</td><td style="text-align: right;">10.2</td><td style="text-align: right;">↗</td></tr> <tr><td style="text-align: right;">15:</td><td style="text-align: right;">9.8</td><td style="text-align: right;">↑</td></tr> <tr><td style="text-align: right;">16:</td><td style="text-align: right;">10.2</td><td style="text-align: right;">↘</td></tr> <tr><td style="text-align: right;">17:</td><td style="text-align: right;">10.5</td><td style="text-align: right;">↗</td></tr> <tr><td style="text-align: right;">18:</td><td style="text-align: right;">10.2</td><td style="text-align: right;">→</td></tr> <tr><td style="text-align: right;">19:</td><td style="text-align: right;">10.3</td><td style="text-align: right;">↗</td></tr> <tr><td style="text-align: right;">20:</td><td style="text-align: right;">10.0</td><td style="text-align: right;">←</td></tr> </table> <table border="1" style="width:100%; border-collapse: collapse; margin-top: 5px;"> <tr> <td style="width:80%;">Serie</td> <td style="text-align: right;">98.0</td> </tr> <tr> <td>Total</td> <td style="text-align: right;">193.0</td> </tr> </table>	11:	10.0	→	12:	9.6	↖	13:	*10.6	↖	14:	10.2	↗	15:	9.8	↑	16:	10.2	↘	17:	10.5	↗	18:	10.2	→	19:	10.3	↗	20:	10.0	←	Serie	98.0	Total	193.0
11:	10.0	→																																	
12:	9.6	↖																																	
13:	*10.6	↖																																	
14:	10.2	↗																																	
15:	9.8	↑																																	
16:	10.2	↘																																	
17:	10.5	↗																																	
18:	10.2	→																																	
19:	10.3	↗																																	
20:	10.0	←																																	
Serie	98.0																																		
Total	193.0																																		

<p><b>Prøve</b></p> 	<table style="width:100%;"> <tr> <td style="width:10%;">1:</td> <td style="width:15%;">10.2</td> <td style="width:10%; text-align: center;">↓</td> </tr> <tr> <td>2:</td> <td>*10.9</td> <td style="text-align: center;">→</td> </tr> </table>	1:	10.2	↓	2:	*10.9	→
1:	10.2	↓					
2:	*10.9	→					
<table style="width:100%;"> <tr> <td style="width:80%;">Serie</td> <td style="text-align: right;">20.0</td> </tr> <tr> <td>Total</td> <td style="text-align: right;">0.0</td> </tr> </table>		Serie	20.0	Total	0.0		
Serie	20.0						
Total	0.0						

<p><b>20 Skud</b></p> 	<table style="width:100%;"> <tr><td>1:</td><td>9.3</td><td style="text-align: center;">↖</td></tr> <tr><td>2:</td><td>10.5</td><td style="text-align: center;">↑</td></tr> <tr><td>3:</td><td>9.9</td><td style="text-align: center;">→</td></tr> <tr><td>4:</td><td>9.7</td><td style="text-align: center;">↑</td></tr> <tr><td>5:</td><td>9.7</td><td style="text-align: center;">↖</td></tr> <tr><td>6:</td><td>9.4</td><td style="text-align: center;">↙</td></tr> <tr><td>7:</td><td>10.2</td><td style="text-align: center;">↖</td></tr> <tr><td>8:</td><td>10.0</td><td style="text-align: center;">↖</td></tr> <tr><td>9:</td><td>9.9</td><td style="text-align: center;">↓</td></tr> <tr><td>10:</td><td>*10.6</td><td style="text-align: center;">↓</td></tr> </table>	1:	9.3	↖	2:	10.5	↑	3:	9.9	→	4:	9.7	↑	5:	9.7	↖	6:	9.4	↙	7:	10.2	↖	8:	10.0	↖	9:	9.9	↓	10:	*10.6	↓
1:	9.3	↖																													
2:	10.5	↑																													
3:	9.9	→																													
4:	9.7	↑																													
5:	9.7	↖																													
6:	9.4	↙																													
7:	10.2	↖																													
8:	10.0	↖																													
9:	9.9	↓																													
10:	*10.6	↓																													
<table style="width:100%;"> <tr> <td style="width:80%;">Serie</td> <td style="text-align: right;">94.0</td> </tr> <tr> <td>Total</td> <td style="text-align: right;">94.0</td> </tr> </table>		Serie	94.0	Total	94.0																										
Serie	94.0																														
Total	94.0																														

<p><b>20 Skud</b></p> 	<table style="width:100%;"> <tr><td>11:</td><td>10.2</td><td style="text-align: center;">↗</td></tr> <tr><td>12:</td><td>10.5</td><td style="text-align: center;">↙</td></tr> <tr><td>13:</td><td>9.9</td><td style="text-align: center;">↖</td></tr> <tr><td>14:</td><td>*10.7</td><td style="text-align: center;">↗</td></tr> <tr><td>15:</td><td>10.2</td><td style="text-align: center;">↙</td></tr> <tr><td>16:</td><td>10.2</td><td style="text-align: center;">↓</td></tr> <tr><td>17:</td><td>9.9</td><td style="text-align: center;">↖</td></tr> <tr><td>18:</td><td>9.9</td><td style="text-align: center;">↖</td></tr> <tr><td>19:</td><td>9.7</td><td style="text-align: center;">↙</td></tr> <tr><td>20:</td><td>*10.5</td><td style="text-align: center;">↙</td></tr> </table>	11:	10.2	↗	12:	10.5	↙	13:	9.9	↖	14:	*10.7	↗	15:	10.2	↙	16:	10.2	↓	17:	9.9	↖	18:	9.9	↖	19:	9.7	↙	20:	*10.5	↙
11:	10.2	↗																													
12:	10.5	↙																													
13:	9.9	↖																													
14:	*10.7	↗																													
15:	10.2	↙																													
16:	10.2	↓																													
17:	9.9	↖																													
18:	9.9	↖																													
19:	9.7	↙																													
20:	*10.5	↙																													
<table style="width:100%;"> <tr> <td style="width:80%;">Serie</td> <td style="text-align: right;">96.0</td> </tr> <tr> <td>Total</td> <td style="text-align: right;">190.0</td> </tr> </table>		Serie	96.0	Total	190.0																										
Serie	96.0																														
Total	190.0																														

<p><b>Prøve</b></p>	<table style="width:100%; border-collapse: collapse;"> <tr><td style="width:10%;">1:</td><td style="width:60%;">10.3</td><td style="width:10%; text-align: center;">↓</td></tr> <tr><td>2:</td><td>*10.6</td><td style="text-align: center;">→</td></tr> <tr><td>3:</td><td>*10.7</td><td style="text-align: center;">↗</td></tr> <tr><td>4:</td><td>10.2</td><td style="text-align: center;">→</td></tr> <tr><td>5:</td><td>9.9</td><td style="text-align: center;">↖</td></tr> <tr><td>6:</td><td>10.4</td><td style="text-align: center;">→</td></tr> </table> <table border="1" style="width:100%; border-collapse: collapse; margin-top: 5px;"> <tr> <td style="width:90%;">Serie</td> <td style="text-align: right;">59.0</td> </tr> <tr> <td>Total</td> <td style="text-align: right;">0.0</td> </tr> </table>	1:	10.3	↓	2:	*10.6	→	3:	*10.7	↗	4:	10.2	→	5:	9.9	↖	6:	10.4	→	Serie	59.0	Total	0.0
1:	10.3	↓																					
2:	*10.6	→																					
3:	*10.7	↗																					
4:	10.2	→																					
5:	9.9	↖																					
6:	10.4	→																					
Serie	59.0																						
Total	0.0																						

<p><b>20 Skud</b></p>	<table style="width:100%; border-collapse: collapse;"> <tr><td style="width:10%;">1:</td><td style="width:60%;">*10.8</td><td style="width:10%; text-align: center;">↗</td></tr> <tr><td>2:</td><td>10.3</td><td style="text-align: center;">↘</td></tr> <tr><td>3:</td><td>10.4</td><td style="text-align: center;">↘</td></tr> <tr><td>4:</td><td>10.2</td><td style="text-align: center;">↓</td></tr> <tr><td>5:</td><td>9.8</td><td style="text-align: center;">↘</td></tr> <tr><td>6:</td><td>10.2</td><td style="text-align: center;">↘</td></tr> <tr><td>7:</td><td>10.1</td><td style="text-align: center;">↘</td></tr> <tr><td>8:</td><td>10.3</td><td style="text-align: center;">↓</td></tr> <tr><td>9:</td><td>10.3</td><td style="text-align: center;">←</td></tr> <tr><td>10:</td><td>10.5</td><td style="text-align: center;">↘</td></tr> </table> <table border="1" style="width:100%; border-collapse: collapse; margin-top: 5px;"> <tr> <td style="width:90%;">Serie</td> <td style="text-align: right;">99.0</td> </tr> <tr> <td>Total</td> <td style="text-align: right;">99.0</td> </tr> </table>	1:	*10.8	↗	2:	10.3	↘	3:	10.4	↘	4:	10.2	↓	5:	9.8	↘	6:	10.2	↘	7:	10.1	↘	8:	10.3	↓	9:	10.3	←	10:	10.5	↘	Serie	99.0	Total	99.0
1:	*10.8	↗																																	
2:	10.3	↘																																	
3:	10.4	↘																																	
4:	10.2	↓																																	
5:	9.8	↘																																	
6:	10.2	↘																																	
7:	10.1	↘																																	
8:	10.3	↓																																	
9:	10.3	←																																	
10:	10.5	↘																																	
Serie	99.0																																		
Total	99.0																																		

<p><b>20 Skud</b></p>	<table style="width:100%; border-collapse: collapse;"> <tr><td style="width:10%;">11:</td><td style="width:60%;">*10.7</td><td style="width:10%; text-align: center;">↑</td></tr> <tr><td>12:</td><td>*10.7</td><td style="text-align: center;">↓</td></tr> <tr><td>13:</td><td>*10.8</td><td style="text-align: center;">↖</td></tr> <tr><td>14:</td><td>10.0</td><td style="text-align: center;">↘</td></tr> <tr><td>15:</td><td>*10.8</td><td style="text-align: center;">↘</td></tr> <tr><td>16:</td><td>*10.6</td><td style="text-align: center;">↖</td></tr> <tr><td>17:</td><td>10.2</td><td style="text-align: center;">←</td></tr> <tr><td>18:</td><td>9.9</td><td style="text-align: center;">↗</td></tr> <tr><td>19:</td><td>*10.5</td><td style="text-align: center;">↗</td></tr> <tr><td>20:</td><td>9.9</td><td style="text-align: center;">←</td></tr> </table> <table border="1" style="width:100%; border-collapse: collapse; margin-top: 5px;"> <tr> <td style="width:90%;">Serie</td> <td style="text-align: right;">98.0</td> </tr> <tr> <td>Total</td> <td style="text-align: right;">197.0</td> </tr> </table>	11:	*10.7	↑	12:	*10.7	↓	13:	*10.8	↖	14:	10.0	↘	15:	*10.8	↘	16:	*10.6	↖	17:	10.2	←	18:	9.9	↗	19:	*10.5	↗	20:	9.9	←	Serie	98.0	Total	197.0
11:	*10.7	↑																																	
12:	*10.7	↓																																	
13:	*10.8	↖																																	
14:	10.0	↘																																	
15:	*10.8	↘																																	
16:	*10.6	↖																																	
17:	10.2	←																																	
18:	9.9	↗																																	
19:	*10.5	↗																																	
20:	9.9	←																																	
Serie	98.0																																		
Total	197.0																																		

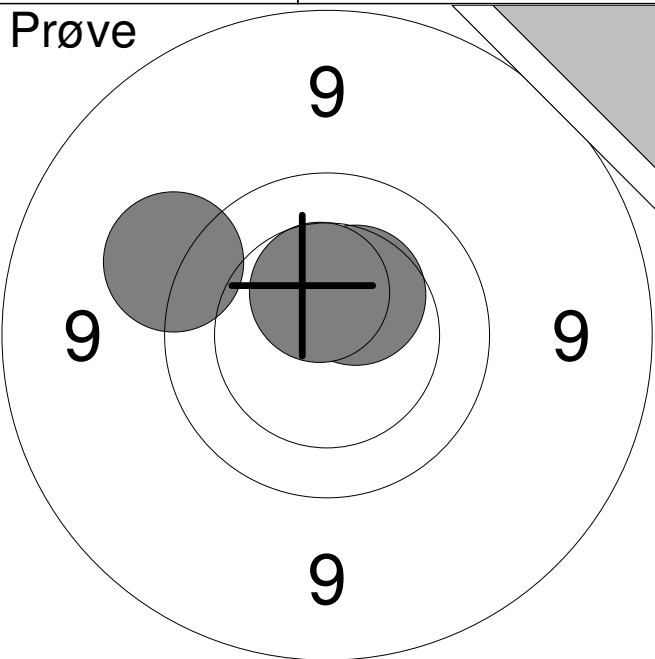
Hold  
**639**

Skive  
**3**

**Jes Højen Olsen**

Aalborg Skyttekreds

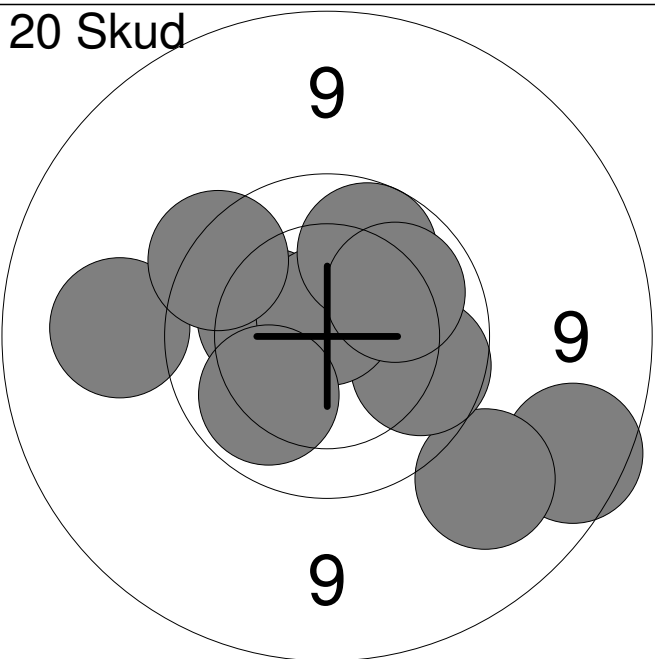
Prøve



1:	9.5	↖
2:	10.4	↗
3:	10.5	↗

Serie	29.0
Total	0.0

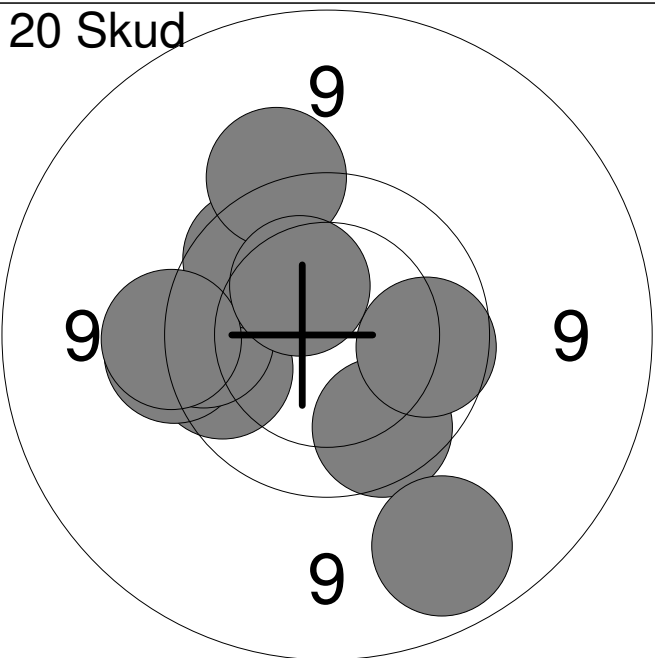
20 Skud



1:	8.9	↘
2:	10.3	↖
3:	9.2	↘
4:	9.9	↘
5:	*10.7	↖
6:	10.0	↗
7:	9.2	↖
8:	9.7	↗
9:	10.1	↗
10:	10.1	↘

Serie	94.0
Total	94.0

20 Skud



11:	9.8	↖
12:	9.9	↘
13:	9.6	↖
14:	9.8	↖
15:	9.9	↗
16:	9.5	↗
17:	9.0	↘
18:	9.6	↖
19:	9.9	↗
20:	10.3	↗

Serie	91.0
Total	185.0

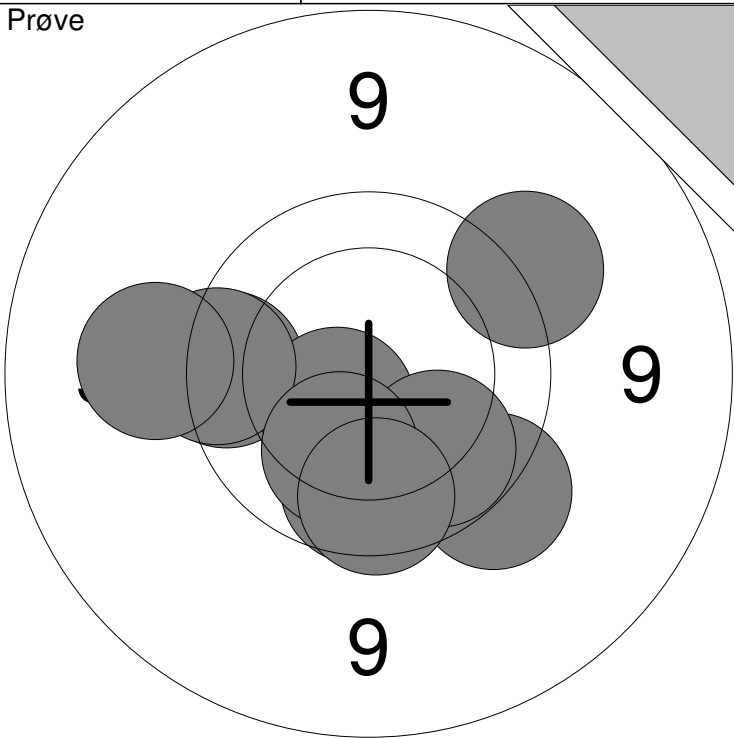
Hold  
**639**

Skive  
**4**

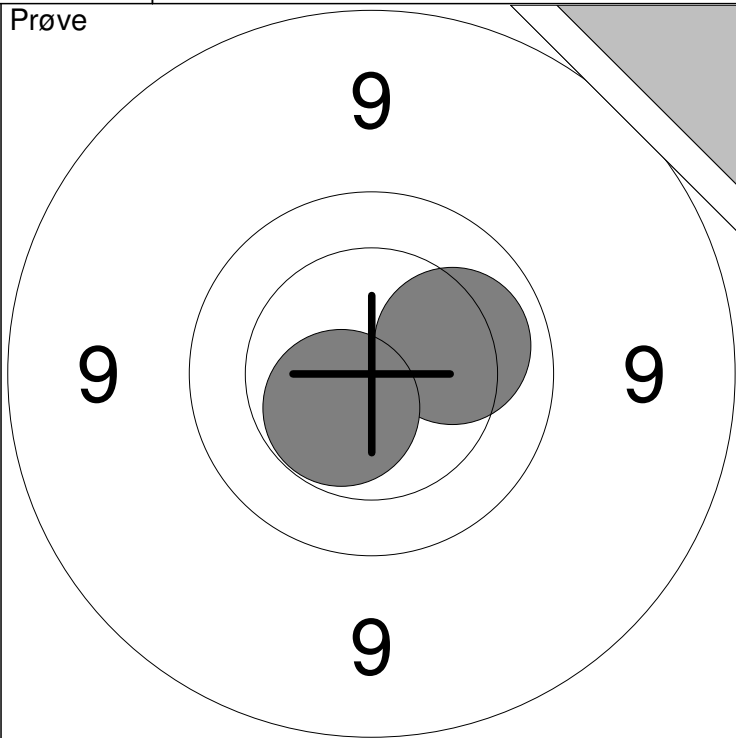
**Stefan Olsen**

Aalborg Skyttekreds

Prøve



Prøve



1: 9.7 ←  
 2: \*10.5 ↙  
 3: 9.7 ←  
 4: 9.6 ↘  
 5: 9.9 ↓

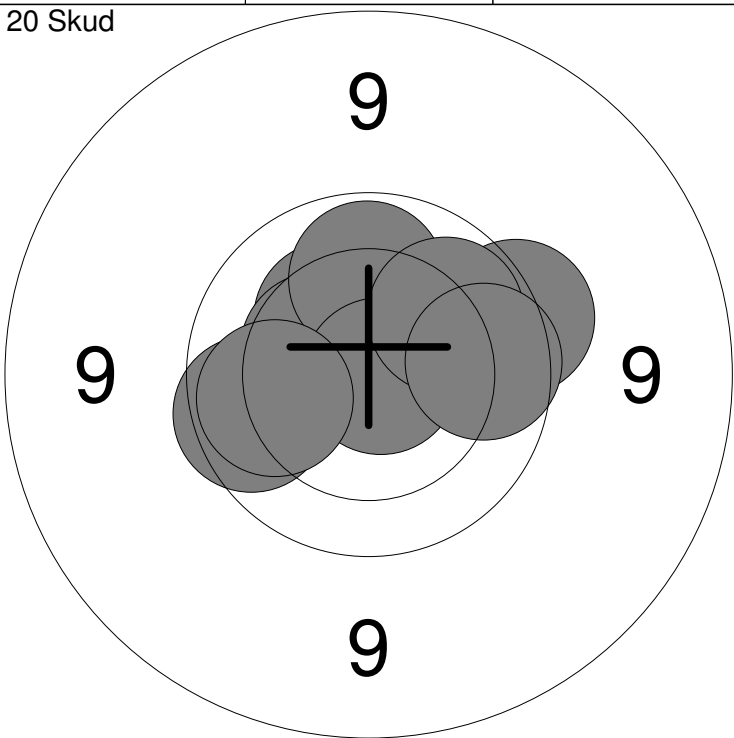
6: 9.5 ↗  
 7: 9.3 ←  
 8: 10.0 ↘  
 9: 10.2 ↓  
 10: 9.8 ↓

Serie 93.0  
 Total 0.0

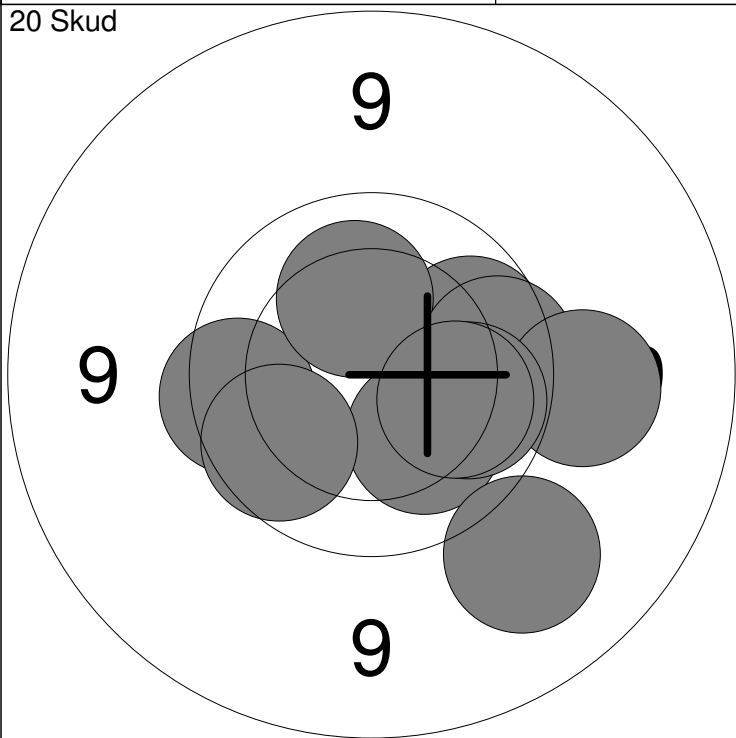
11: 10.1 →  
 12: \*10.5 ↙

Serie 20.0  
 Total 0.0

20 Skud



20 Skud



1: 10.3 ↗  
 2: 10.4 ↖  
 3: \*10.5 ↑  
 4: 9.6 →  
 5: 10.0 ↑

6: \*10.8 →  
 7: 10.0 ↗  
 8: 9.8 ←  
 9: 9.9 →  
 10: 10.0 ←

Serie 97.0  
 Total 97.0

11: 9.8 ←  
 12: 9.9 →  
 13: 10.2 ↘  
 14: 10.2 ↑  
 15: 9.9 ↙

16: 9.8 →  
 17: 9.4 →  
 18: 9.2 ↓  
 19: 10.0 →  
 20: 10.1 →

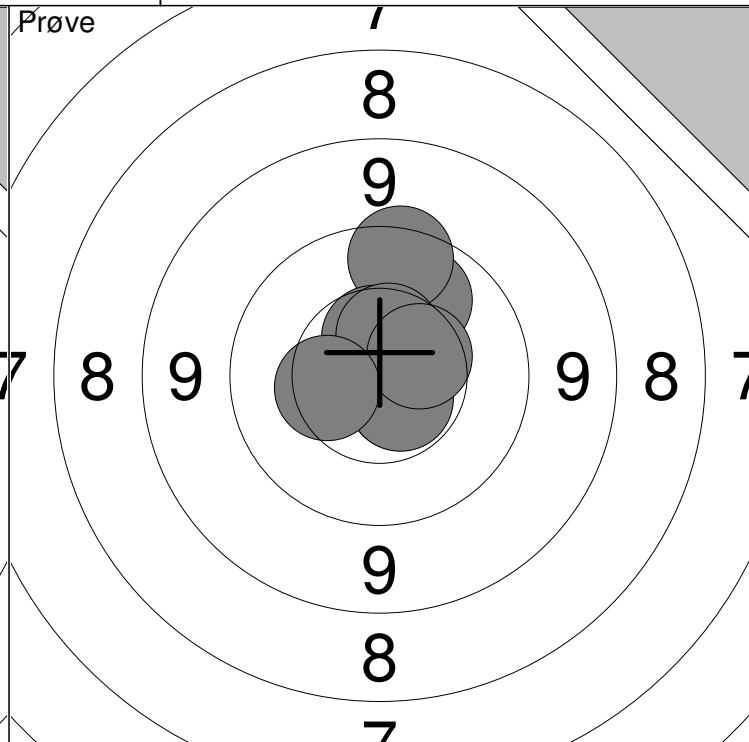
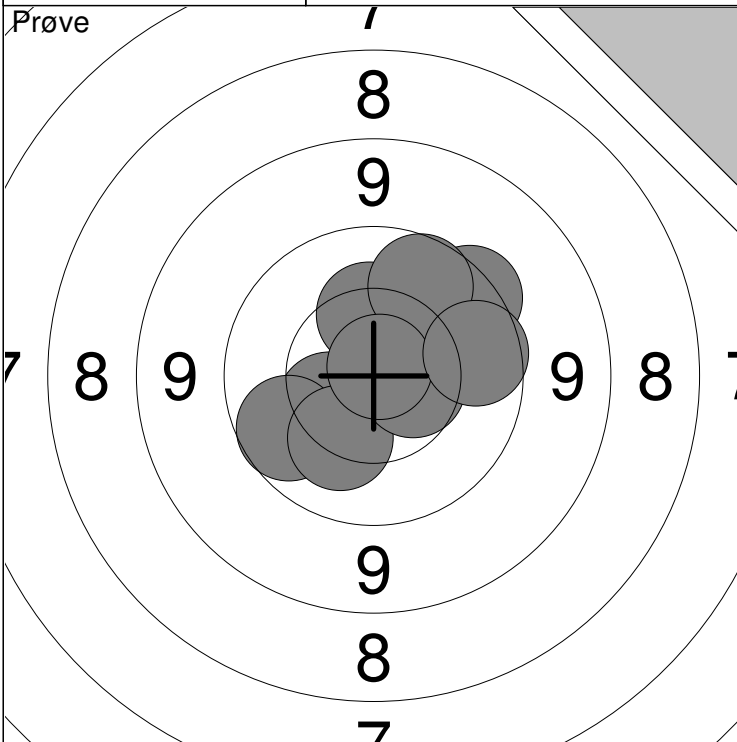
Serie 94.0  
 Total 191.0

Hold  
639

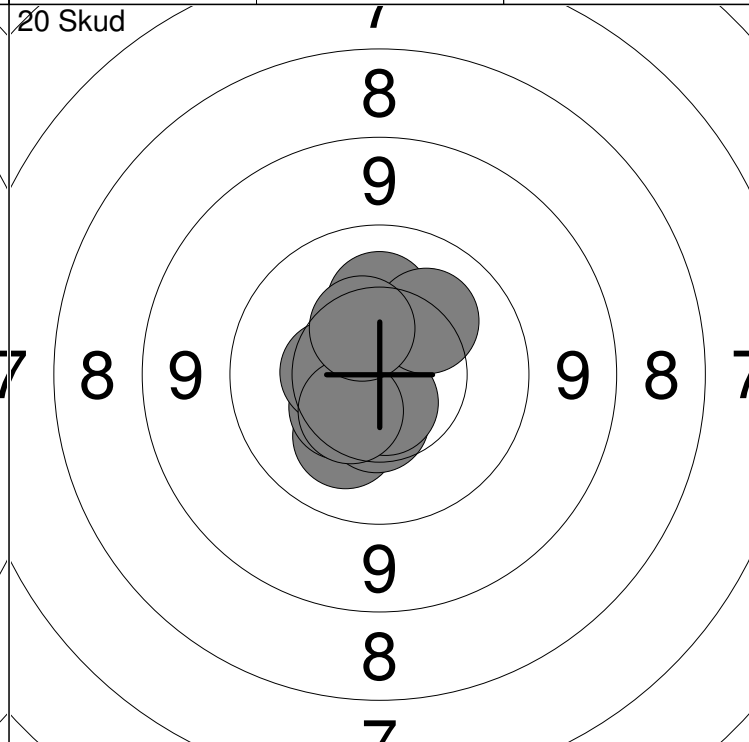
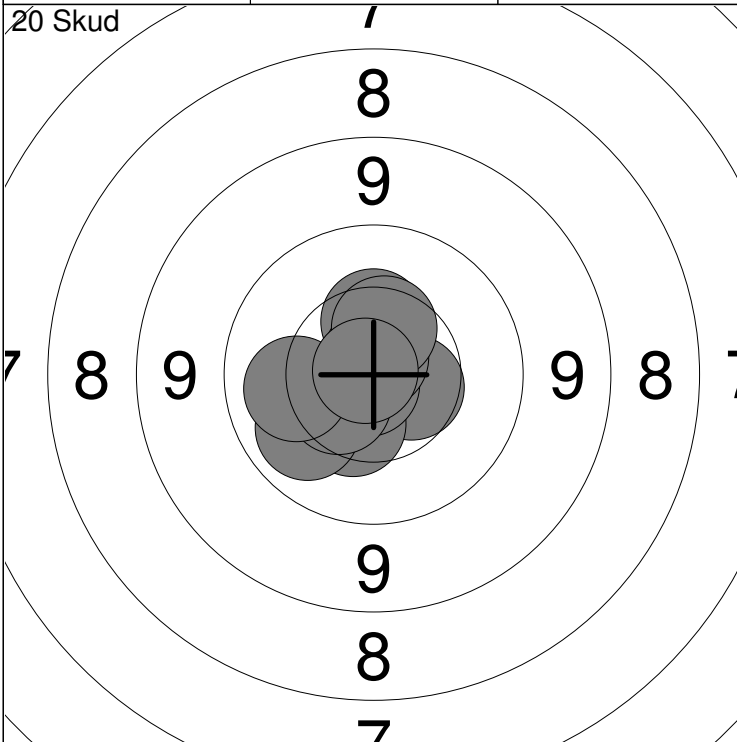
Skive  
5

# Tobias Engberg Hansen

Vilsted Skf.



1: 10.3 ↙	6: 9.6 ↗	Serie	96.0	11: *10.6 ↘	16: 10.5 ↗	Serie	79.0
2: 10.4 ↙	7: 10.5 →		Total	0.0	12: 10.1 ↗		17: 10.5 →
3: 9.9 ↙	8: 9.9 ↗	13: *10.6 ↘		18: 10.4 ↙			
4: 10.2 ↘	9: *10.8 ↗	14: 9.7 ↗	15: 10.6 ↗				
5: 10.3 ↗	10: 9.9 →						



1: 10.4 ↗	6: *10.8 ↗	Serie	100.0	11: 10.2 ↘	16: 10.5 ↙	Serie	100.0
2: 10.5 →	7: 10.5 ↙		Total	100.0	12: 10.5 ↘		17: *10.7 ↘
3: 10.4 ↘	8: 10.5 ↗	13: *10.8 ↗		18: 10.5 ↘			
4: *10.8 ↘	9: 10.1 ↙	14: 10.2 ↗	19: 10.2 ↗				
5: 10.1 ↙	10: *10.9 ↙	15: 10.4 ↘	20: 10.4 ↗				



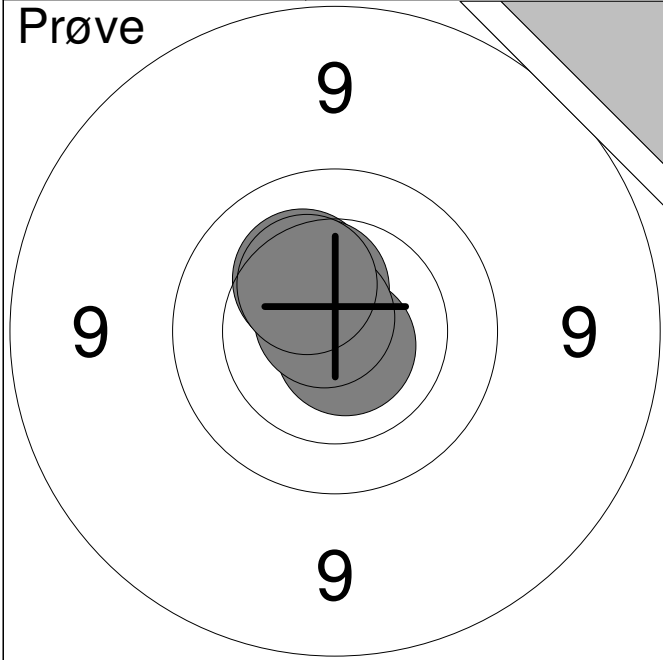
Hold  
**639**

Skive  
**6**

**Ann Olsen**

Aalborg Skyttekreds

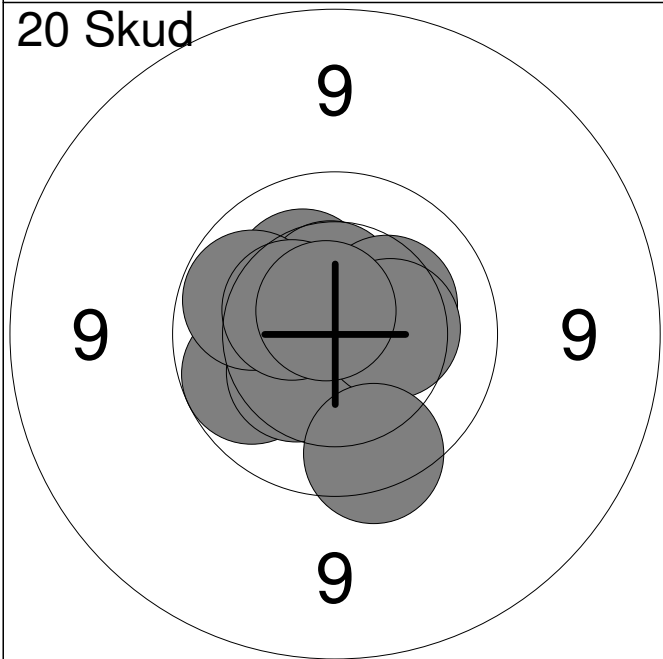
Prøve



- 1: 10.3 ↗
- 2: \*10.8 ↘
- 3: 10.5 ↗
- 4: \*10.8 ↗
- 5: 10.4 ↗

Serie	50.0
Total	0.0

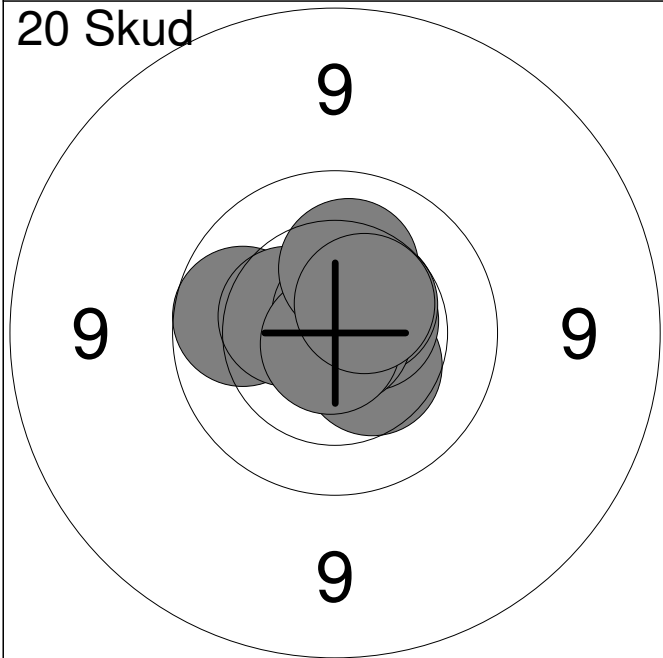
20 Skud



- 1: 10.3 ↗
- 2: 10.0 ↖
- 3: 10.4 ↖
- 4: 10.5 ↗
- 5: 10.3 ↗
- 6: 10.0 ↗
- 7: 10.3 →
- 8: 9.7 ↘
- 9: 10.4 ↗
- 10: \*10.7 ↗

Serie	99.0
Total	99.0

20 Skud



- 11: 9.9 ↖
- 12: 10.4 ↘
- 13: 10.4 ↖
- 14: \*10.6 →
- 15: 10.5 ↗
- 16: \*10.7 ↗
- 17: \*10.9 →
- 18: \*10.8 ↘
- 19: 10.2 ↗
- 20: \*10.5 ↗

Serie	99.0
Total	198.0

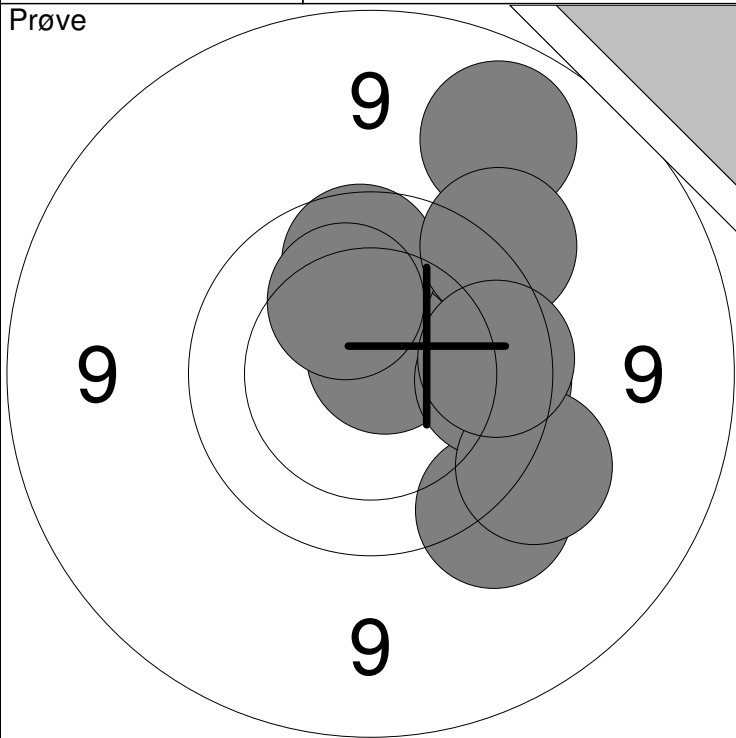
Hold  
**639**

Skive  
**7**

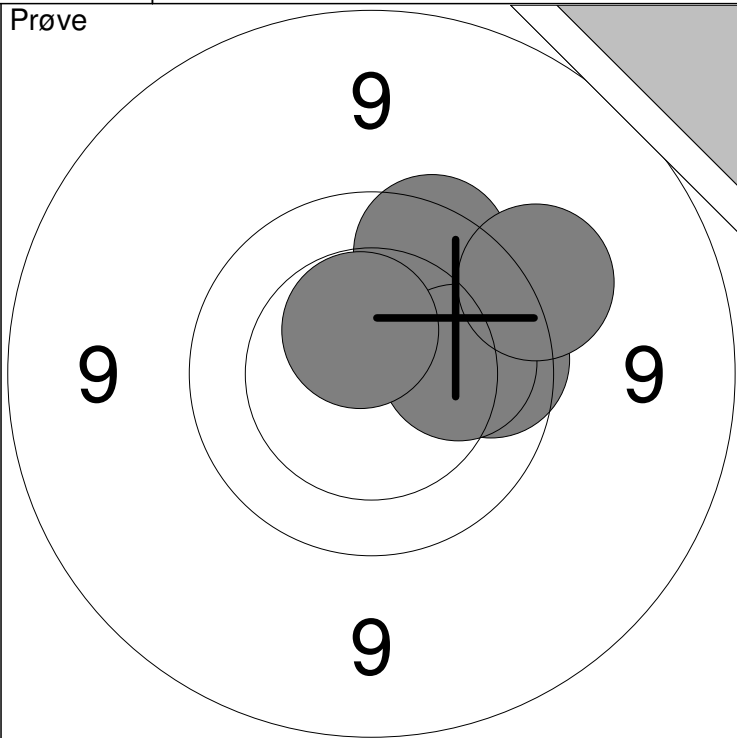
**Kristinna Olsen**

Aalborg Skyttekreds

Prøve



Prøve



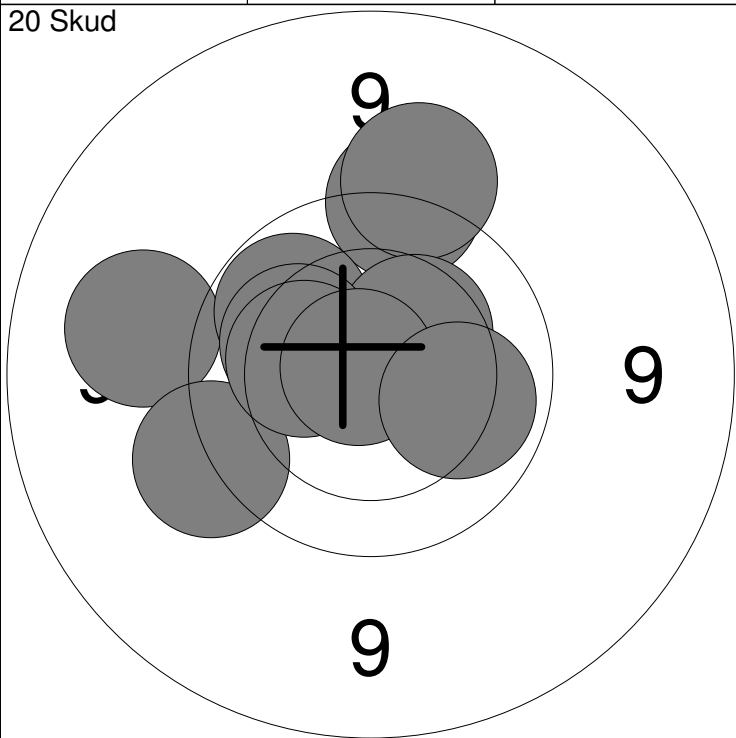
1: 9.5	↘	6: 10.2	↗
2: 10.3	↗	7: 9.8	→
3: 9.1	↗	8: 9.5	↘
4: *10.7	↗	9: 9.5	↗
5: 9.9	↗	10: 9.8	→

Serie	93.0
Total	0.0

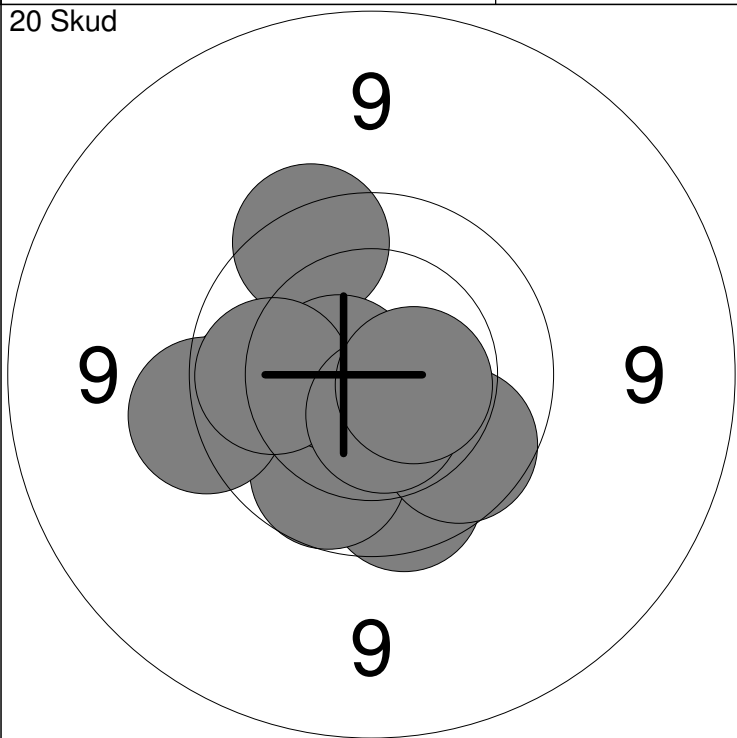
11: 9.9	→
12: 9.8	↗
13: 10.1	→
14: 9.5	↗
15: *10.5	↗

Serie	47.0
Total	0.0

20 Skud



20 Skud



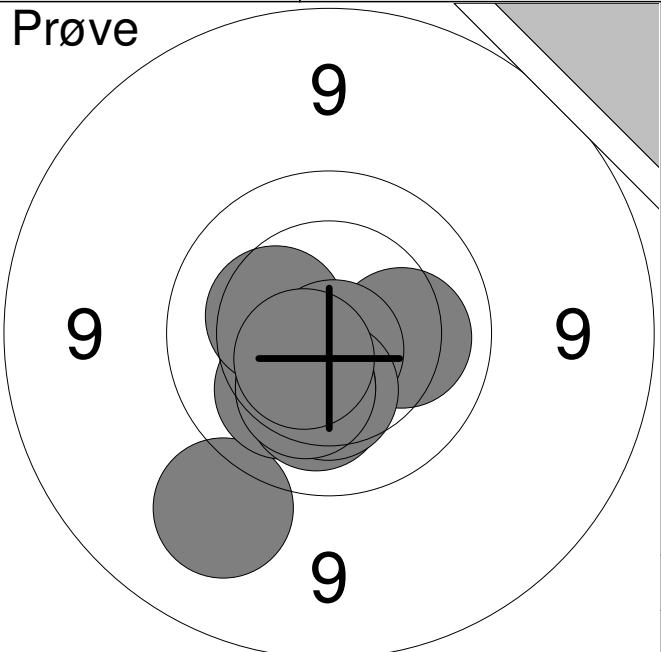
1: 9.6	↗	6: 9.5	↖
2: 9.4	↗	7: 10.2	↖
3: 9.2	↖	8: 10.3	↖
4: 10.0	↖	9: *10.8	↗
5: 10.4	↗	10: 10.1	→

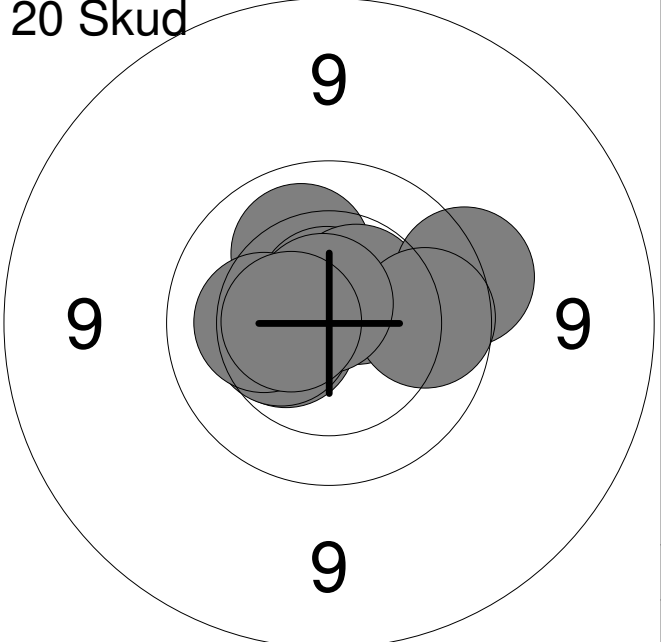
Serie	96.0
Total	96.0

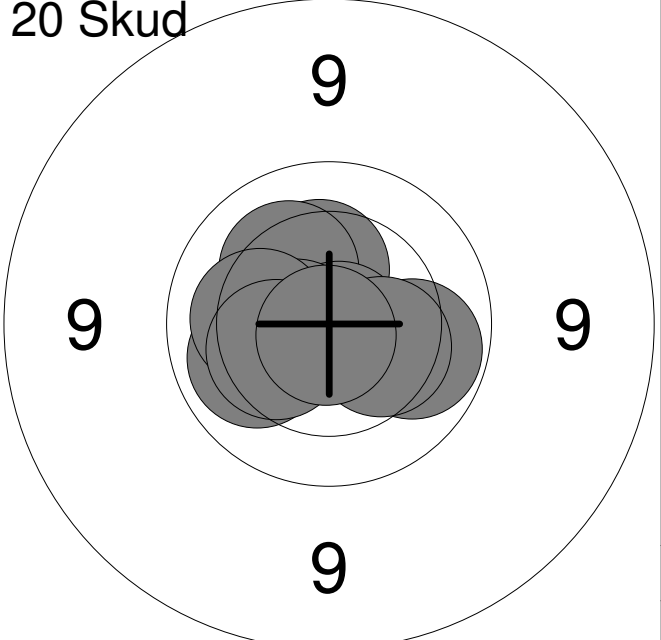
11: 9.9	↖
12: 9.8	↘
13: 9.7	↗
14: 9.9	↘
15: 9.6	↖

16: *10.6	↖
17: 10.0	↖
18: 9.9	↘
19: *10.5	↘
20: *10.5	→

Serie	94.0
Total	190.0

<p><b>Prøve</b></p> 	<table style="width:100%; border-collapse: collapse;"> <tr><td style="text-align: right;">1:</td><td style="text-align: right;">9.3</td><td style="text-align: right;">↙</td></tr> <tr><td style="text-align: right;">2:</td><td style="text-align: right;">10.2</td><td style="text-align: right;">→</td></tr> <tr><td style="text-align: right;">3:</td><td style="text-align: right;">10.2</td><td style="text-align: right;">↙</td></tr> <tr><td style="text-align: right;">4:</td><td style="text-align: right;">10.3</td><td style="text-align: right;">↖</td></tr> <tr><td style="text-align: right;">5:</td><td style="text-align: right;">10.2</td><td style="text-align: right;">↘</td></tr> <tr><td style="text-align: right;">6:</td><td style="text-align: right;">*10.8</td><td style="text-align: right;">↘</td></tr> <tr><td style="text-align: right;">7:</td><td style="text-align: right;">10.3</td><td style="text-align: right;">↘</td></tr> <tr><td style="text-align: right;">8:</td><td style="text-align: right;">10.3</td><td style="text-align: right;">↘</td></tr> <tr><td style="text-align: right;">9:</td><td style="text-align: right;">10.3</td><td style="text-align: right;">↘</td></tr> <tr><td style="text-align: right;">10:</td><td style="text-align: right;">*10.6</td><td style="text-align: right;">↙</td></tr> <tr><td colspan="2">Serie</td><td style="text-align: right;">99.0</td></tr> <tr><td colspan="2">Total</td><td style="text-align: right;">0.0</td></tr> </table>	1:	9.3	↙	2:	10.2	→	3:	10.2	↙	4:	10.3	↖	5:	10.2	↘	6:	*10.8	↘	7:	10.3	↘	8:	10.3	↘	9:	10.3	↘	10:	*10.6	↙	Serie		99.0	Total		0.0
1:	9.3	↙																																			
2:	10.2	→																																			
3:	10.2	↙																																			
4:	10.3	↖																																			
5:	10.2	↘																																			
6:	*10.8	↘																																			
7:	10.3	↘																																			
8:	10.3	↘																																			
9:	10.3	↘																																			
10:	*10.6	↙																																			
Serie		99.0																																			
Total		0.0																																			

<p><b>20 Skud</b></p> 	<table style="width:100%; border-collapse: collapse;"> <tr><td style="text-align: right;">1:</td><td style="text-align: right;">10.5</td><td style="text-align: right;">←</td></tr> <tr><td style="text-align: right;">2:</td><td style="text-align: right;">10.1</td><td style="text-align: right;">↑</td></tr> <tr><td style="text-align: right;">3:</td><td style="text-align: right;">*10.7</td><td style="text-align: right;">↑</td></tr> <tr><td style="text-align: right;">4:</td><td style="text-align: right;">*10.5</td><td style="text-align: right;">↗</td></tr> <tr><td style="text-align: right;">5:</td><td style="text-align: right;">9.6</td><td style="text-align: right;">→</td></tr> <tr><td style="text-align: right;">6:</td><td style="text-align: right;">10.4</td><td style="text-align: right;">←</td></tr> <tr><td style="text-align: right;">7:</td><td style="text-align: right;">9.9</td><td style="text-align: right;">→</td></tr> <tr><td style="text-align: right;">8:</td><td style="text-align: right;">10.3</td><td style="text-align: right;">←</td></tr> <tr><td style="text-align: right;">9:</td><td style="text-align: right;">*10.7</td><td style="text-align: right;">↑</td></tr> <tr><td style="text-align: right;">10:</td><td style="text-align: right;">*10.5</td><td style="text-align: right;">←</td></tr> <tr><td colspan="2">Serie</td><td style="text-align: right;">98.0</td></tr> <tr><td colspan="2">Total</td><td style="text-align: right;">98.0</td></tr> </table>	1:	10.5	←	2:	10.1	↑	3:	*10.7	↑	4:	*10.5	↗	5:	9.6	→	6:	10.4	←	7:	9.9	→	8:	10.3	←	9:	*10.7	↑	10:	*10.5	←	Serie		98.0	Total		98.0
1:	10.5	←																																			
2:	10.1	↑																																			
3:	*10.7	↑																																			
4:	*10.5	↗																																			
5:	9.6	→																																			
6:	10.4	←																																			
7:	9.9	→																																			
8:	10.3	←																																			
9:	*10.7	↑																																			
10:	*10.5	←																																			
Serie		98.0																																			
Total		98.0																																			

<p><b>20 Skud</b></p> 	<table style="width:100%; border-collapse: collapse;"> <tr><td style="text-align: right;">11:</td><td style="text-align: right;">10.3</td><td style="text-align: right;">↑</td></tr> <tr><td style="text-align: right;">12:</td><td style="text-align: right;">10.2</td><td style="text-align: right;">↗</td></tr> <tr><td style="text-align: right;">13:</td><td style="text-align: right;">10.0</td><td style="text-align: right;">→</td></tr> <tr><td style="text-align: right;">14:</td><td style="text-align: right;">*10.8</td><td style="text-align: right;">↘</td></tr> <tr><td style="text-align: right;">15:</td><td style="text-align: right;">10.1</td><td style="text-align: right;">←</td></tr> <tr><td style="text-align: right;">16:</td><td style="text-align: right;">*10.6</td><td style="text-align: right;">←</td></tr> <tr><td style="text-align: right;">17:</td><td style="text-align: right;">10.2</td><td style="text-align: right;">←</td></tr> <tr><td style="text-align: right;">18:</td><td style="text-align: right;">10.3</td><td style="text-align: right;">↙</td></tr> <tr><td style="text-align: right;">19:</td><td style="text-align: right;">10.3</td><td style="text-align: right;">↘</td></tr> <tr><td style="text-align: right;">20:</td><td style="text-align: right;">*10.8</td><td style="text-align: right;">↘</td></tr> <tr><td colspan="2">Serie</td><td style="text-align: right;">100.0</td></tr> <tr><td colspan="2">Total</td><td style="text-align: right;">198.0</td></tr> </table>	11:	10.3	↑	12:	10.2	↗	13:	10.0	→	14:	*10.8	↘	15:	10.1	←	16:	*10.6	←	17:	10.2	←	18:	10.3	↙	19:	10.3	↘	20:	*10.8	↘	Serie		100.0	Total		198.0
11:	10.3	↑																																			
12:	10.2	↗																																			
13:	10.0	→																																			
14:	*10.8	↘																																			
15:	10.1	←																																			
16:	*10.6	←																																			
17:	10.2	←																																			
18:	10.3	↙																																			
19:	10.3	↘																																			
20:	*10.8	↘																																			
Serie		100.0																																			
Total		198.0																																			

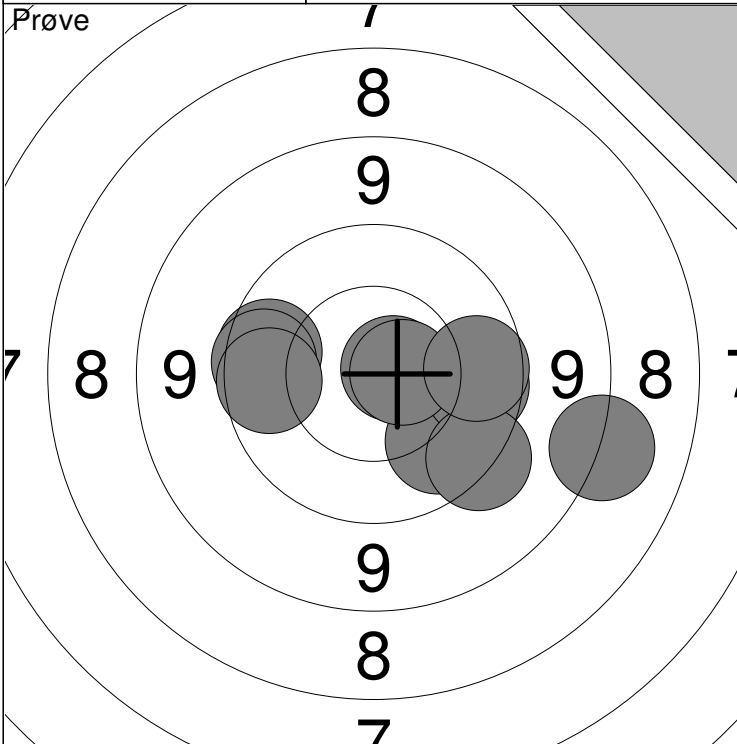
Hold  
639

Skive  
9

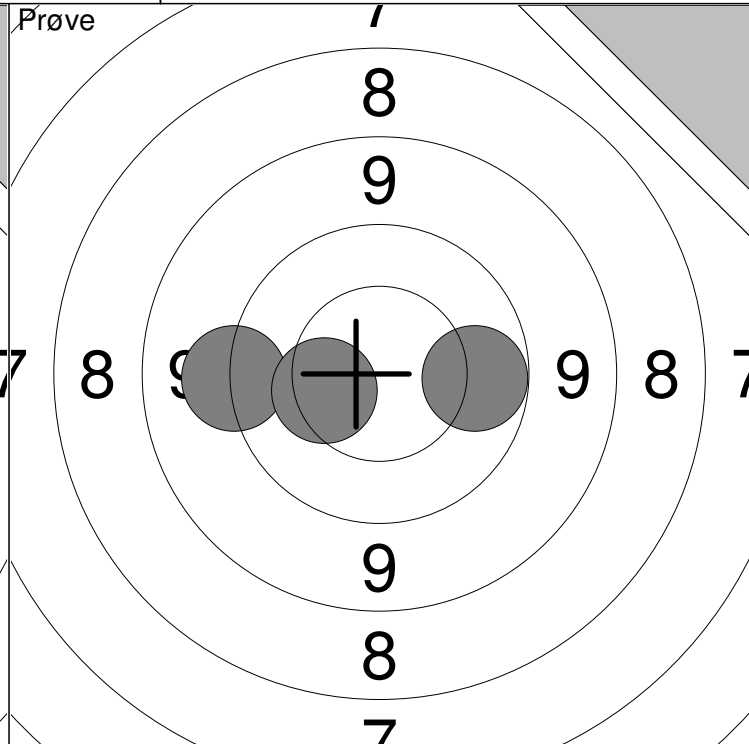
Jeppe V. Kristensen

Aalborg Skyttekreds

Prøve



Prøve



1: 10.0 ↘  
 2: 9.9 →  
 3: 8.3 ↘  
 4: 9.8 ←  
 5: 9.8 ←

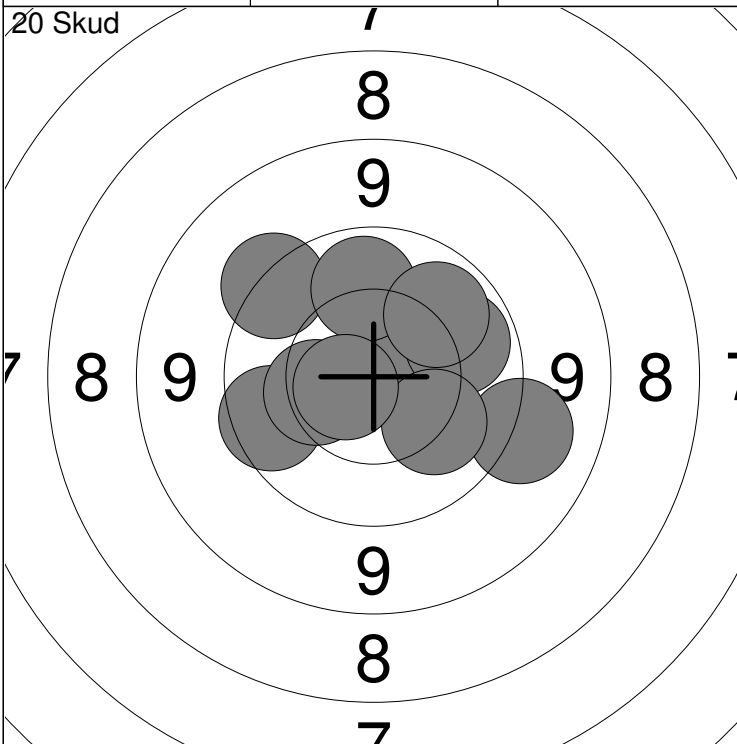
6: 9.5 ↘  
 7: \*10.7 →  
 8: \*10.7 →  
 9: 9.9 ←  
 10: 9.9 →

Serie 92.0  
 Total 0.0

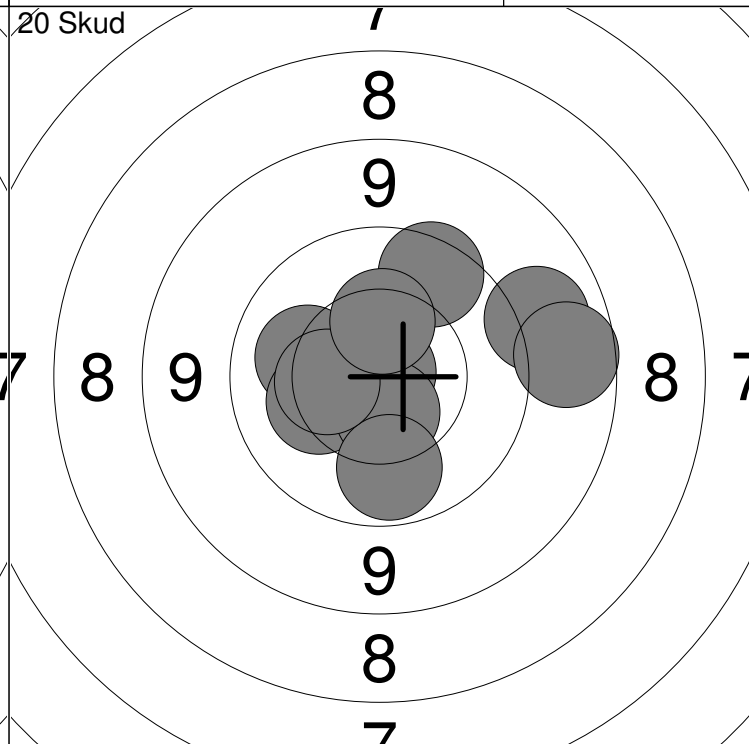
11: 10.0 →  
 12: 9.4 ←  
 13: 10.4 ←

Serie 29.0  
 Total 0.0

20 Skud



20 Skud



1: \*10.6 →  
 2: 9.8 ←  
 3: 9.5 ↖  
 4: 9.3 →  
 5: 10.0 ↑

6: 10.3 ←  
 7: 10.0 →  
 8: 10.2 ↘  
 9: \*10.6 ←  
 10: 10.0 ↗

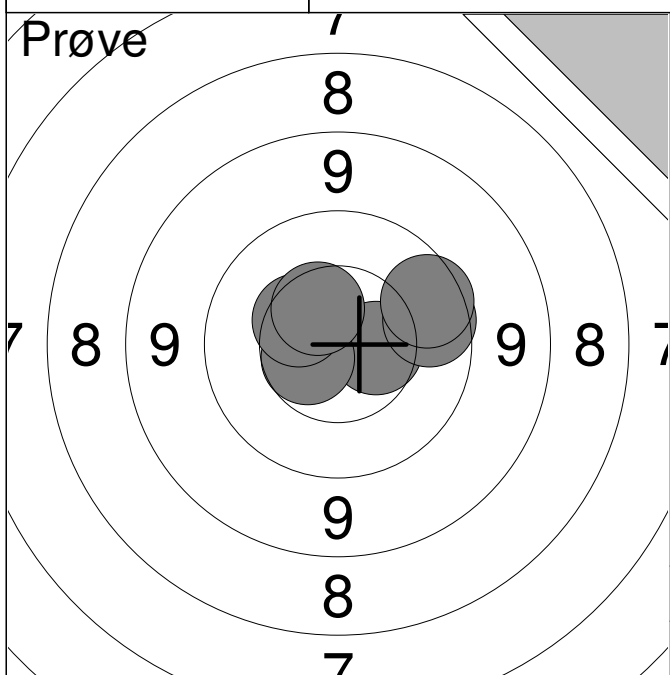
Serie 97.0  
 Total 97.0

11: 10.2 ←  
 12: 9.8 ↗  
 13: 9.2 →  
 14: 10.3 ←  
 15: \*10.9 ↗

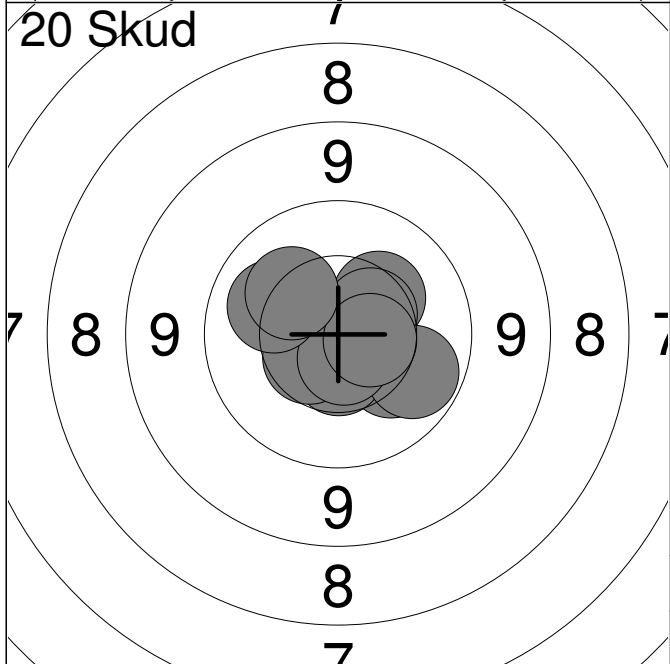
16: 10.6 ↓  
 17: 10.0 ↓  
 18: 10.4 ←  
 19: 10.4 ↑  
 20: 8.9 →

Serie 96.0  
 Total 193.0

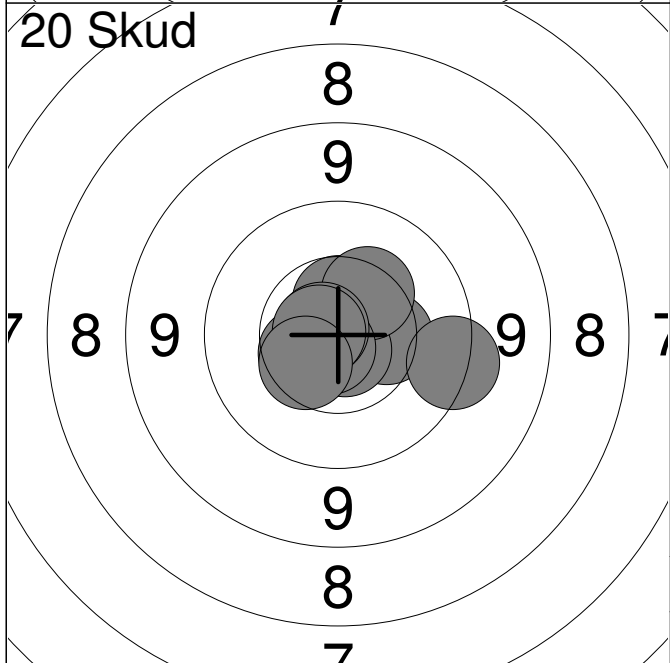
Vilsted Skf.		
--------------	--	--



1:	10.5	→
2:	9.8	→
3:	9.8	→
4:	10.6	←
5:	10.4	↗
6:	10.5	↗
<b>Serie</b>		<b>58.0</b>
<b>Total</b>		<b>0.0</b>

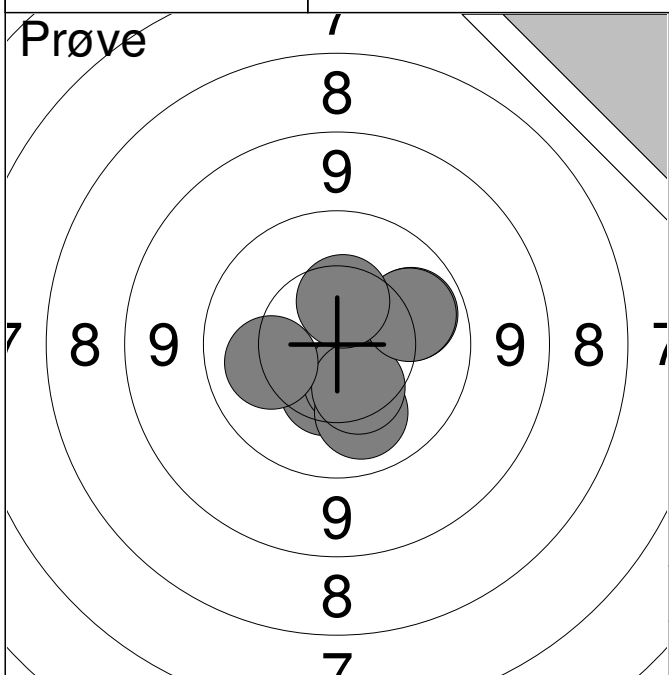


1:	10.3	↗
2:	10.2	↘
3:	10.6	↓
4:	10.5	↗
5:	10.5	↖
6:	10.0	↘
7:	*10.7	↓
8:	10.1	↗
9:	10.6	→
10:	10.2	↗
<b>Serie</b>		<b>100.0</b>
<b>Total</b>		<b>100.0</b>

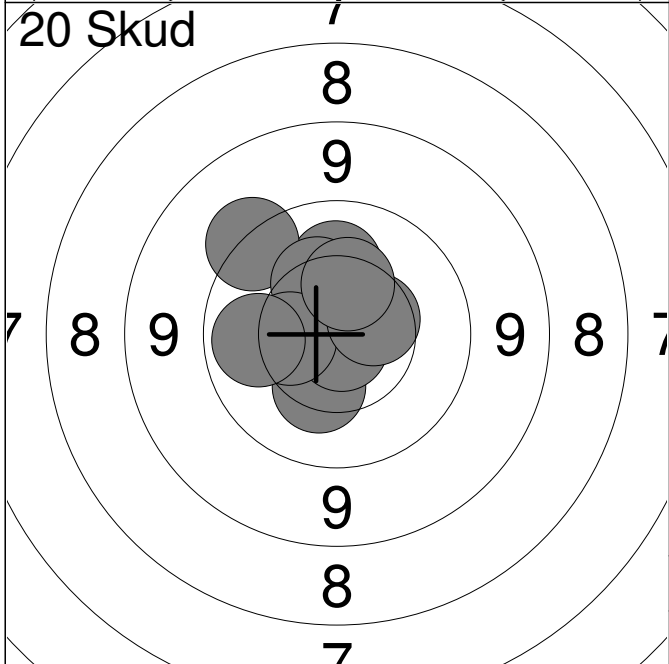


11:	10.4	→
12:	10.6	↑
13:	*10.8	↓
14:	10.5	←
15:	9.5	→
16:	10.4	↗
17:	*10.8	↖
18:	*10.8	↗
19:	*10.7	←
20:	10.5	↘
<b>Serie</b>		<b>99.0</b>
<b>Total</b>		<b>199.0</b>

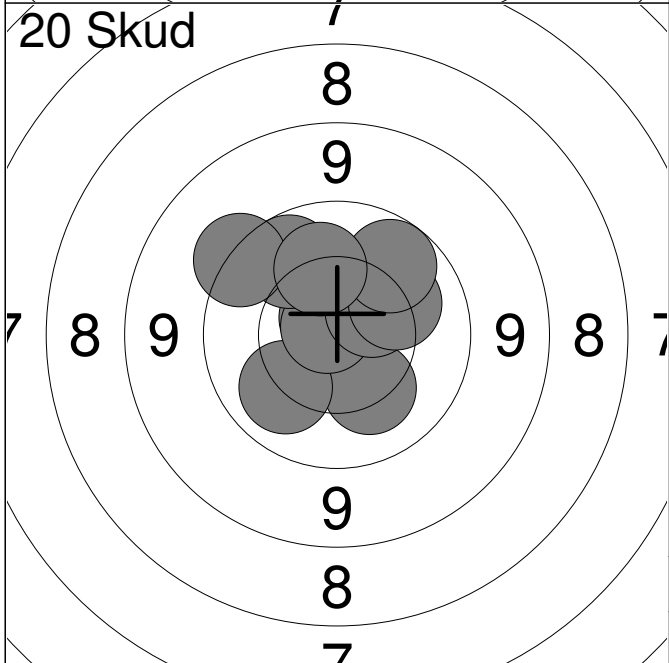
Vilsted Skf.



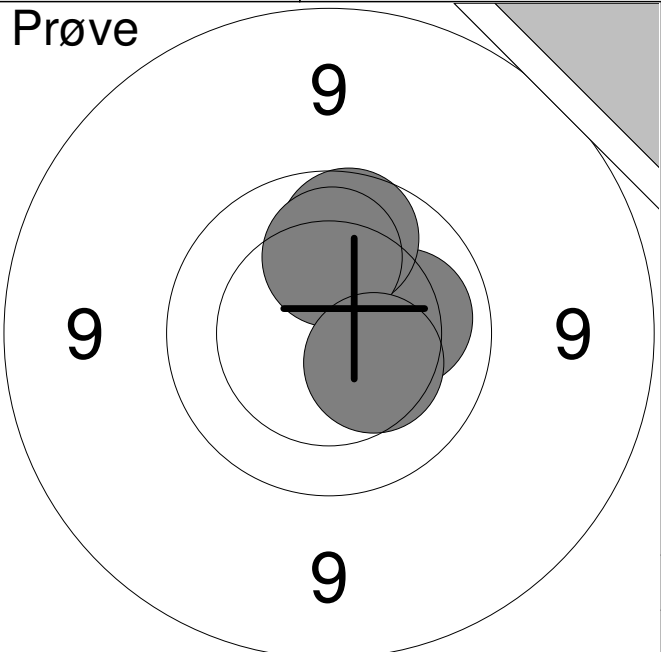
1:	10.4	↓
2:	10.5	↓
3:	10.1	↓
4:	10.4	↓
5:	10.0	→
6:	10.0	→
7:	10.4	↑
8:	10.2	←
<b>Serie</b>		<b>80.0</b>
<b>Total</b>		<b>0.0</b>

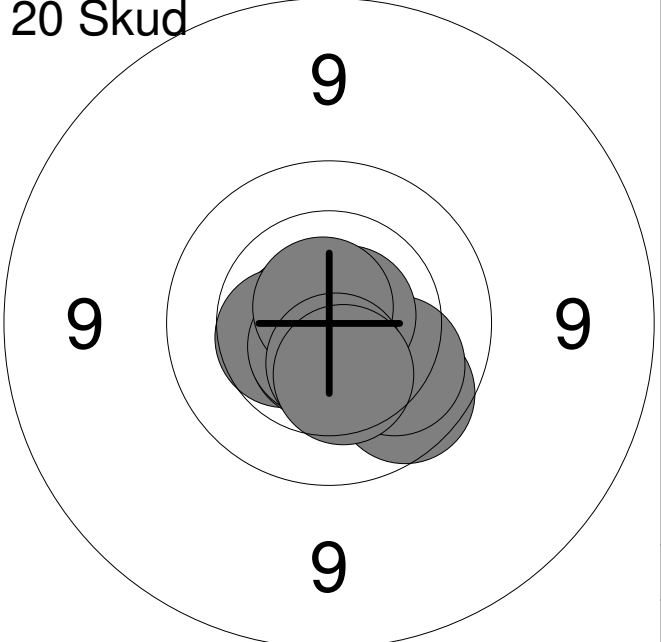


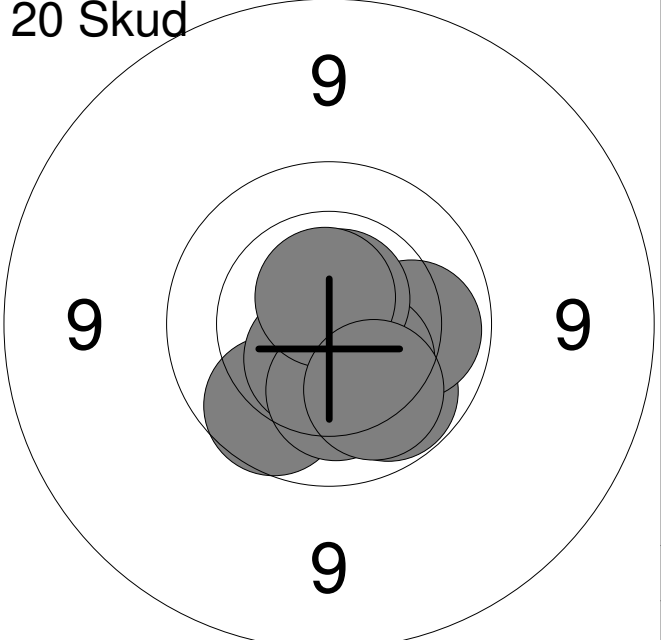
1:	10.3	↓
2:	10.2	↑
3:	9.5	↗
4:	*10.6	←
5:	10.3	↗
6:	*10.8	↓
7:	10.4	←
8:	10.0	←
9:	10.5	↗
10:	10.4	↑
<b>Serie</b>		<b>99.0</b>
<b>Total</b>		<b>99.0</b>

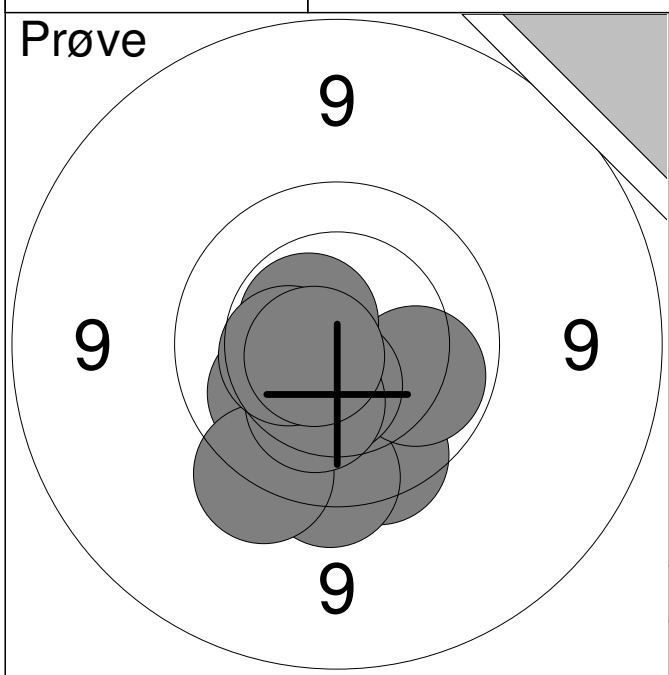


11:	10.2	↓
12:	*10.7	↗
13:	10.1	↙
14:	*10.8	↗
15:	10.5	↗
16:	10.2	↗
17:	9.9	↗
18:	9.9	↗
19:	9.5	↗
20:	10.2	↑
<b>Serie</b>		<b>97.0</b>
<b>Total</b>		<b>196.0</b>

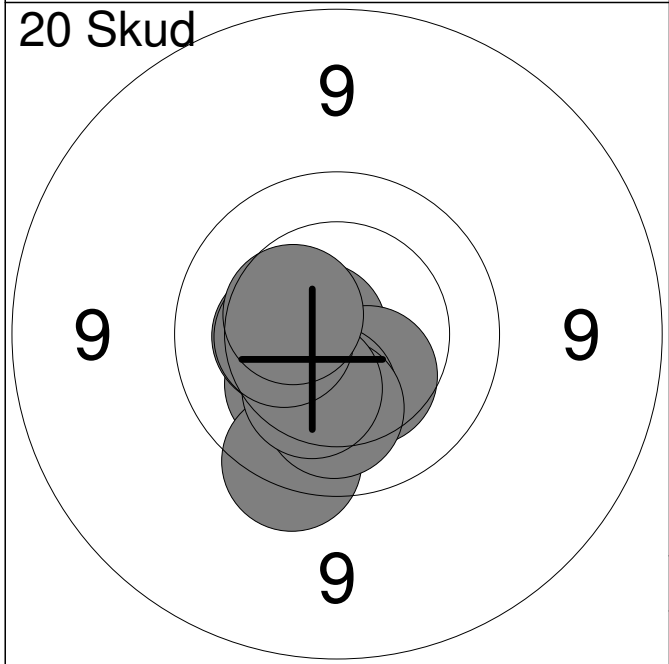
<p><b>Prøve</b></p> 	<table style="width:100%; border-collapse: collapse;"> <tr><td style="text-align: right;">1:</td><td style="text-align: right;">10.1</td><td style="text-align: right;">→</td></tr> <tr><td style="text-align: right;">2:</td><td style="text-align: right;">9.9</td><td style="text-align: right;">↑</td></tr> <tr><td style="text-align: right;">3:</td><td style="text-align: right;">10.1</td><td style="text-align: right;">↑</td></tr> <tr><td style="text-align: right;">4:</td><td style="text-align: right;">10.4</td><td style="text-align: right;">↘</td></tr> </table> <table border="1" style="width:100%; border-collapse: collapse; margin-top: 10px;"> <tr> <td style="width:80%;">Serie</td> <td style="text-align: right;">39.0</td> </tr> <tr> <td>Total</td> <td style="text-align: right;">0.0</td> </tr> </table>	1:	10.1	→	2:	9.9	↑	3:	10.1	↑	4:	10.4	↘	Serie	39.0	Total	0.0
1:	10.1	→															
2:	9.9	↑															
3:	10.1	↑															
4:	10.4	↘															
Serie	39.0																
Total	0.0																

<p><b>20 Skud</b></p> 	<table style="width:100%; border-collapse: collapse;"> <tr><td style="text-align: right;">1:</td><td style="text-align: right;">*10.7</td><td style="text-align: right;">←</td></tr> <tr><td style="text-align: right;">2:</td><td style="text-align: right;">9.9</td><td style="text-align: right;">↘</td></tr> <tr><td style="text-align: right;">3:</td><td style="text-align: right;">10.5</td><td style="text-align: right;">←</td></tr> <tr><td style="text-align: right;">4:</td><td style="text-align: right;">*10.6</td><td style="text-align: right;">↘</td></tr> <tr><td style="text-align: right;">5:</td><td style="text-align: right;">*10.7</td><td style="text-align: right;">↘</td></tr> <tr><td style="text-align: right;">6:</td><td style="text-align: right;">10.1</td><td style="text-align: right;">↘</td></tr> <tr><td style="text-align: right;">7:</td><td style="text-align: right;">*10.8</td><td style="text-align: right;">→</td></tr> <tr><td style="text-align: right;">8:</td><td style="text-align: right;">*10.8</td><td style="text-align: right;">↑</td></tr> <tr><td style="text-align: right;">9:</td><td style="text-align: right;">*10.5</td><td style="text-align: right;">↘</td></tr> <tr><td style="text-align: right;">10:</td><td style="text-align: right;">10.4</td><td style="text-align: right;">↘</td></tr> </table> <table border="1" style="width:100%; border-collapse: collapse; margin-top: 10px;"> <tr> <td style="width:80%;">Serie</td> <td style="text-align: right;">99.0</td> </tr> <tr> <td>Total</td> <td style="text-align: right;">99.0</td> </tr> </table>	1:	*10.7	←	2:	9.9	↘	3:	10.5	←	4:	*10.6	↘	5:	*10.7	↘	6:	10.1	↘	7:	*10.8	→	8:	*10.8	↑	9:	*10.5	↘	10:	10.4	↘	Serie	99.0	Total	99.0
1:	*10.7	←																																	
2:	9.9	↘																																	
3:	10.5	←																																	
4:	*10.6	↘																																	
5:	*10.7	↘																																	
6:	10.1	↘																																	
7:	*10.8	→																																	
8:	*10.8	↑																																	
9:	*10.5	↘																																	
10:	10.4	↘																																	
Serie	99.0																																		
Total	99.0																																		

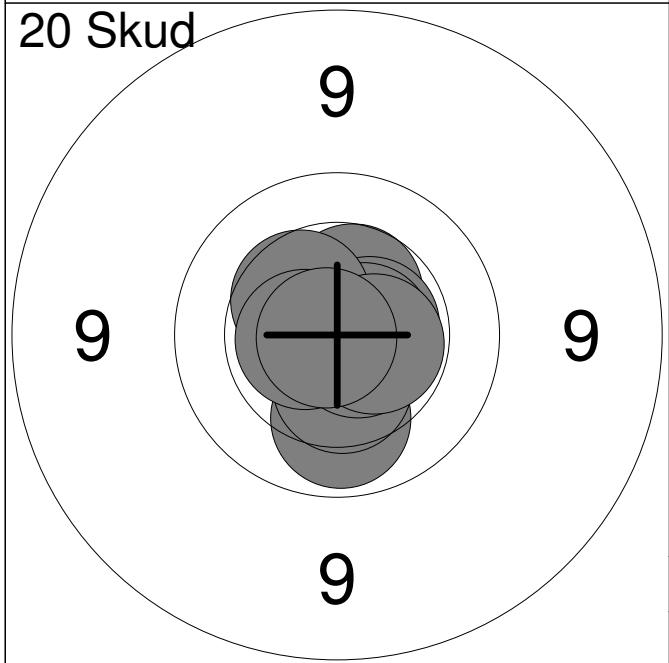
<p><b>20 Skud</b></p> 	<table style="width:100%; border-collapse: collapse;"> <tr><td style="text-align: right;">11:</td><td style="text-align: right;">*10.6</td><td style="text-align: right;">↘</td></tr> <tr><td style="text-align: right;">12:</td><td style="text-align: right;">10.0</td><td style="text-align: right;">↘</td></tr> <tr><td style="text-align: right;">13:</td><td style="text-align: right;">9.9</td><td style="text-align: right;">↘</td></tr> <tr><td style="text-align: right;">14:</td><td style="text-align: right;">10.1</td><td style="text-align: right;">→</td></tr> <tr><td style="text-align: right;">15:</td><td style="text-align: right;">10.4</td><td style="text-align: right;">↘</td></tr> <tr><td style="text-align: right;">16:</td><td style="text-align: right;">*10.7</td><td style="text-align: right;">↑</td></tr> <tr><td style="text-align: right;">17:</td><td style="text-align: right;">*10.5</td><td style="text-align: right;">↘</td></tr> <tr><td style="text-align: right;">18:</td><td style="text-align: right;">10.2</td><td style="text-align: right;">↘</td></tr> <tr><td style="text-align: right;">19:</td><td style="text-align: right;">*10.7</td><td style="text-align: right;">↑</td></tr> <tr><td style="text-align: right;">20:</td><td style="text-align: right;">10.1</td><td style="text-align: right;">↘</td></tr> </table> <table border="1" style="width:100%; border-collapse: collapse; margin-top: 10px;"> <tr> <td style="width:80%;">Serie</td> <td style="text-align: right;">99.0</td> </tr> <tr> <td>Total</td> <td style="text-align: right;">198.0</td> </tr> </table>	11:	*10.6	↘	12:	10.0	↘	13:	9.9	↘	14:	10.1	→	15:	10.4	↘	16:	*10.7	↑	17:	*10.5	↘	18:	10.2	↘	19:	*10.7	↑	20:	10.1	↘	Serie	99.0	Total	198.0
11:	*10.6	↘																																	
12:	10.0	↘																																	
13:	9.9	↘																																	
14:	10.1	→																																	
15:	10.4	↘																																	
16:	*10.7	↑																																	
17:	*10.5	↘																																	
18:	10.2	↘																																	
19:	*10.7	↑																																	
20:	10.1	↘																																	
Serie	99.0																																		
Total	198.0																																		



1:	9.8	↓
2:	9.7	↓
3:	10.0	→
4:	*10.6	↗
5:	*10.5	↓
6:	10.1	↙
7:	9.6	↓
8:	10.3	↓
9:	10.4	←
10:	*10.7	↙
Serie		97.0
Total		0.0

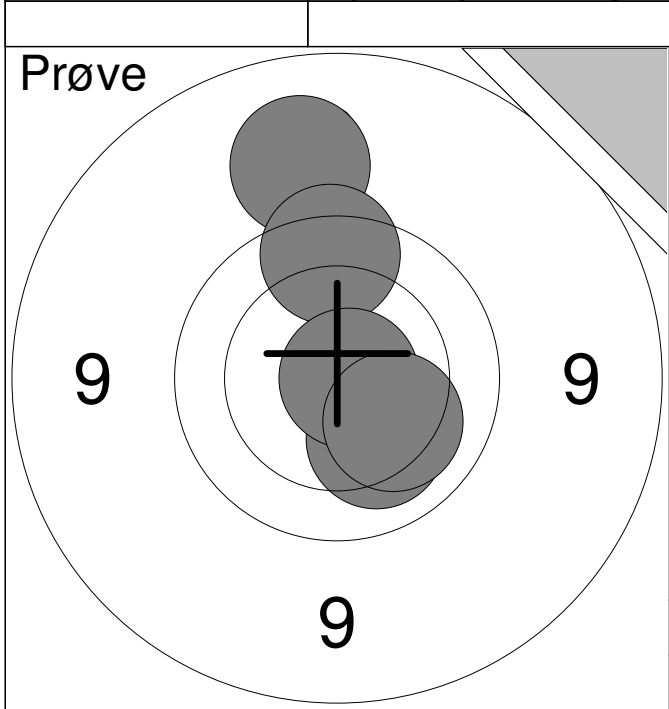


1:	10.2	↙
2:	*10.7	←
3:	10.4	↓
4:	9.7	↓
5:	10.4	←
6:	10.3	↓
7:	10.1	↓
8:	10.3	↓
9:	10.4	←
10:	10.4	↗
Serie		99.0
Total		99.0

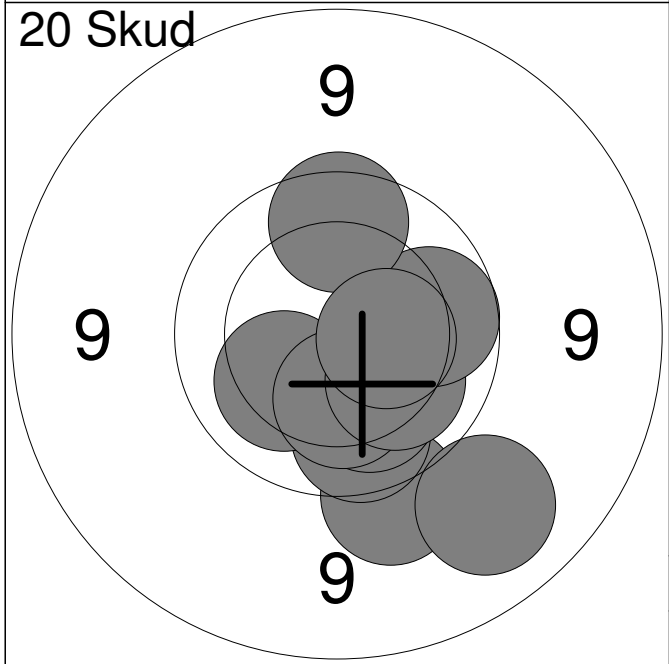


11:	10.5	↗
12:	10.1	↓
13:	*10.6	→
14:	*10.7	→
15:	10.4	↓
16:	*10.7	↓
17:	10.4	↗
18:	*10.5	→
19:	*10.6	←
20:	*10.8	←
Serie		100.0
Total		199.0

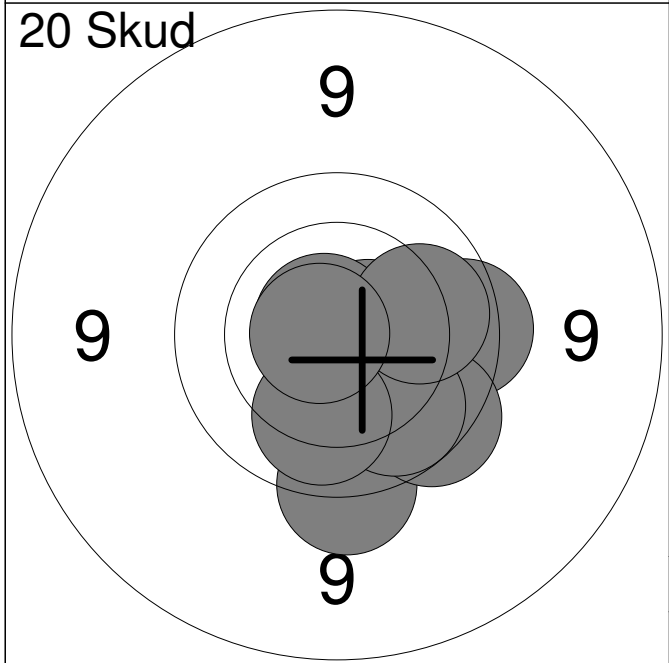




1:	9.2	↑
2:	10.2	↓
3:	9.8	↑
4:	*10.8	→
5:	10.2	↓
<b>Serie</b>		<b>48.0</b>
<b>Total</b>		<b>0.0</b>



1:	9.5	↓
2:	9.9	↓
3:	10.2	↖
4:	10.1	↓
5:	10.3	↓
6:	10.1	↓
7:	9.1	↓
8:	9.9	→
9:	9.8	↑
10:	10.4	→
<b>Serie</b>		<b>95.0</b>
<b>Total</b>		<b>95.0</b>



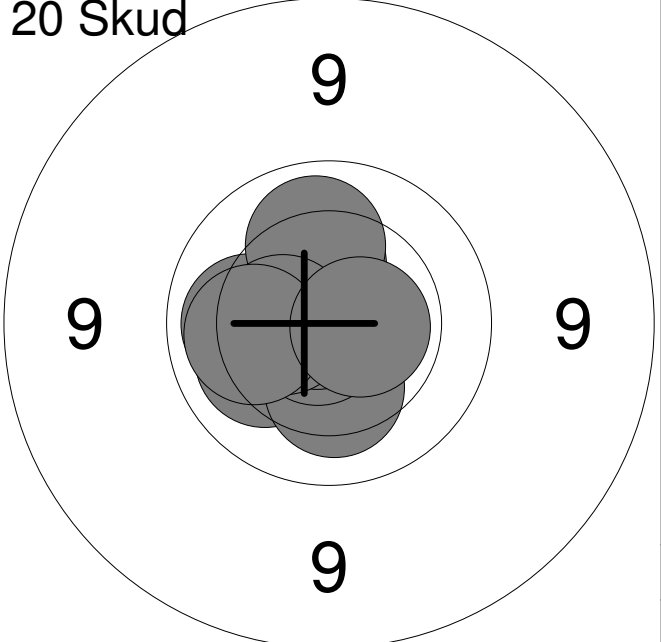
11:	*10.6	→
12:	*10.8	↗
13:	9.7	→
14:	*10.5	↓
15:	9.6	↓
16:	9.8	↓
17:	10.0	↓
18:	10.0	→
19:	10.1	↓
20:	*10.8	←
<b>Serie</b>		<b>97.0</b>
<b>Total</b>		<b>192.0</b>

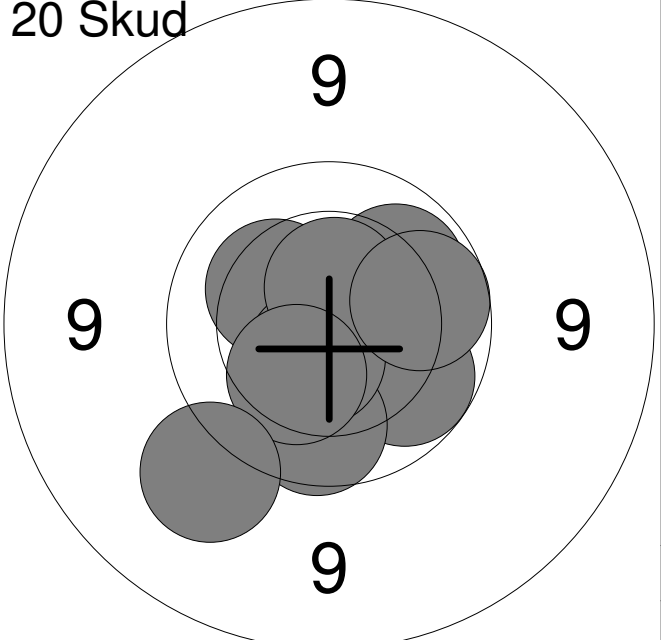
<p><b>Prøve</b></p>	<table style="width:100%; border-collapse: collapse;"> <tr><td style="text-align: right;">1:</td><td style="text-align: right;">9.0</td><td style="text-align: right;">↑</td></tr> <tr><td style="text-align: right;">2:</td><td style="text-align: right;">10.2</td><td style="text-align: right;">←</td></tr> <tr><td style="text-align: right;">3:</td><td style="text-align: right;">*10.8</td><td style="text-align: right;">↘</td></tr> <tr><td style="text-align: right;">4:</td><td style="text-align: right;">9.9</td><td style="text-align: right;">↗</td></tr> <tr><td style="text-align: right;">5:</td><td style="text-align: right;">10.3</td><td style="text-align: right;">↗</td></tr> <tr><td style="text-align: right;">6:</td><td style="text-align: right;">10.4</td><td style="text-align: right;">↘</td></tr> </table> <table border="1" style="width:100%; border-collapse: collapse; margin-top: 5px;"> <tr> <td style="width:80%;">Serie</td> <td style="text-align: right;">58.0</td> </tr> <tr> <td>Total</td> <td style="text-align: right;">0.0</td> </tr> </table>	1:	9.0	↑	2:	10.2	←	3:	*10.8	↘	4:	9.9	↗	5:	10.3	↗	6:	10.4	↘	Serie	58.0	Total	0.0
1:	9.0	↑																					
2:	10.2	←																					
3:	*10.8	↘																					
4:	9.9	↗																					
5:	10.3	↗																					
6:	10.4	↘																					
Serie	58.0																						
Total	0.0																						

<p><b>20 Skud</b></p>	<table style="width:100%; border-collapse: collapse;"> <tr><td style="text-align: right;">1:</td><td style="text-align: right;">9.9</td><td style="text-align: right;">←</td></tr> <tr><td style="text-align: right;">2:</td><td style="text-align: right;">9.7</td><td style="text-align: right;">→</td></tr> <tr><td style="text-align: right;">3:</td><td style="text-align: right;">10.0</td><td style="text-align: right;">↘</td></tr> <tr><td style="text-align: right;">4:</td><td style="text-align: right;">10.1</td><td style="text-align: right;">↘</td></tr> <tr><td style="text-align: right;">5:</td><td style="text-align: right;">9.9</td><td style="text-align: right;">↘</td></tr> <tr><td style="text-align: right;">6:</td><td style="text-align: right;">9.5</td><td style="text-align: right;">→</td></tr> <tr><td style="text-align: right;">7:</td><td style="text-align: right;">9.8</td><td style="text-align: right;">→</td></tr> <tr><td style="text-align: right;">8:</td><td style="text-align: right;">9.6</td><td style="text-align: right;">↗</td></tr> <tr><td style="text-align: right;">9:</td><td style="text-align: right;">10.0</td><td style="text-align: right;">↗</td></tr> <tr><td style="text-align: right;">10:</td><td style="text-align: right;">9.8</td><td style="text-align: right;">←</td></tr> </table> <table border="1" style="width:100%; border-collapse: collapse; margin-top: 5px;"> <tr> <td style="width:80%;">Serie</td> <td style="text-align: right;">93.0</td> </tr> <tr> <td>Total</td> <td style="text-align: right;">93.0</td> </tr> </table>	1:	9.9	←	2:	9.7	→	3:	10.0	↘	4:	10.1	↘	5:	9.9	↘	6:	9.5	→	7:	9.8	→	8:	9.6	↗	9:	10.0	↗	10:	9.8	←	Serie	93.0	Total	93.0
1:	9.9	←																																	
2:	9.7	→																																	
3:	10.0	↘																																	
4:	10.1	↘																																	
5:	9.9	↘																																	
6:	9.5	→																																	
7:	9.8	→																																	
8:	9.6	↗																																	
9:	10.0	↗																																	
10:	9.8	←																																	
Serie	93.0																																		
Total	93.0																																		

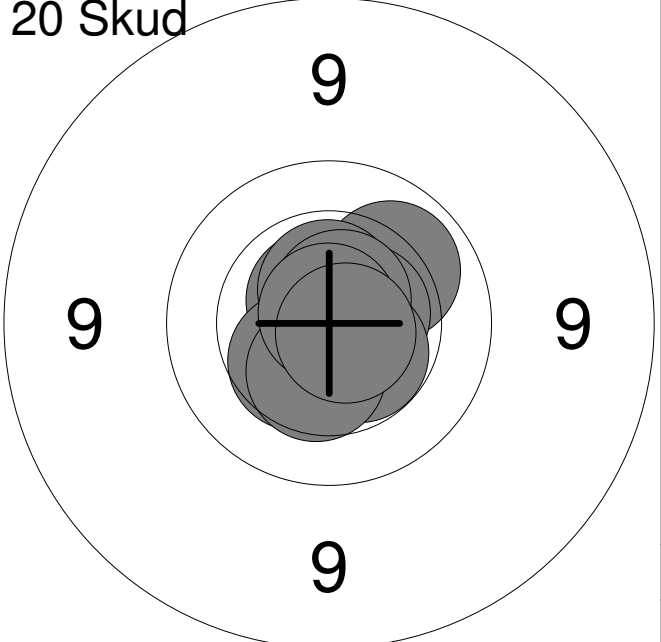
<p><b>20 Skud</b></p>	<table style="width:100%; border-collapse: collapse;"> <tr><td style="text-align: right;">11:</td><td style="text-align: right;">9.8</td><td style="text-align: right;">↑</td></tr> <tr><td style="text-align: right;">12:</td><td style="text-align: right;">10.1</td><td style="text-align: right;">↗</td></tr> <tr><td style="text-align: right;">13:</td><td style="text-align: right;">9.8</td><td style="text-align: right;">↗</td></tr> <tr><td style="text-align: right;">14:</td><td style="text-align: right;">9.8</td><td style="text-align: right;">↗</td></tr> <tr><td style="text-align: right;">15:</td><td style="text-align: right;">10.1</td><td style="text-align: right;">←</td></tr> <tr><td style="text-align: right;">16:</td><td style="text-align: right;">10.3</td><td style="text-align: right;">↘</td></tr> <tr><td style="text-align: right;">17:</td><td style="text-align: right;">9.8</td><td style="text-align: right;">↗</td></tr> <tr><td style="text-align: right;">18:</td><td style="text-align: right;">10.2</td><td style="text-align: right;">←</td></tr> <tr><td style="text-align: right;">19:</td><td style="text-align: right;">9.7</td><td style="text-align: right;">↗</td></tr> <tr><td style="text-align: right;">20:</td><td style="text-align: right;">*10.5</td><td style="text-align: right;">→</td></tr> </table> <table border="1" style="width:100%; border-collapse: collapse; margin-top: 5px;"> <tr> <td style="width:80%;">Serie</td> <td style="text-align: right;">95.0</td> </tr> <tr> <td>Total</td> <td style="text-align: right;">188.0</td> </tr> </table>	11:	9.8	↑	12:	10.1	↗	13:	9.8	↗	14:	9.8	↗	15:	10.1	←	16:	10.3	↘	17:	9.8	↗	18:	10.2	←	19:	9.7	↗	20:	*10.5	→	Serie	95.0	Total	188.0
11:	9.8	↑																																	
12:	10.1	↗																																	
13:	9.8	↗																																	
14:	9.8	↗																																	
15:	10.1	←																																	
16:	10.3	↘																																	
17:	9.8	↗																																	
18:	10.2	←																																	
19:	9.7	↗																																	
20:	*10.5	→																																	
Serie	95.0																																		
Total	188.0																																		

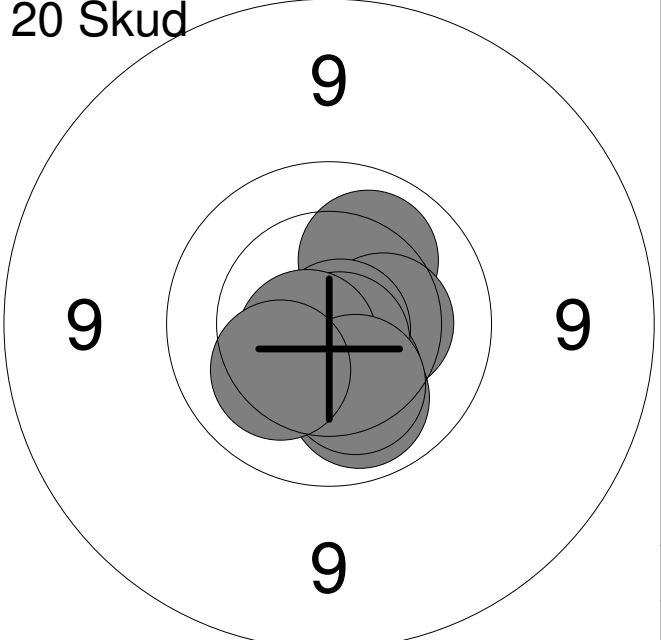
<p><b>Prøve</b></p> 	<table style="width:100%; border-collapse: collapse;"> <tr><td>1:</td><td>9.5</td><td>↖</td></tr> <tr><td>2:</td><td>10.3</td><td>↗</td></tr> <tr><td>3:</td><td>9.9</td><td>→</td></tr> <tr><td>4:</td><td>*10.7</td><td>↗</td></tr> <tr><td>5:</td><td>10.2</td><td>↗</td></tr> <tr><td>6:</td><td>10.1</td><td>↑</td></tr> <tr><td>7:</td><td>*10.6</td><td>↙</td></tr> <tr><td>8:</td><td>10.3</td><td>↖</td></tr> <tr><td>9:</td><td>10.3</td><td>↗</td></tr> <tr><td>10:</td><td>10.3</td><td>→</td></tr> </table>	1:	9.5	↖	2:	10.3	↗	3:	9.9	→	4:	*10.7	↗	5:	10.2	↗	6:	10.1	↑	7:	*10.6	↙	8:	10.3	↖	9:	10.3	↗	10:	10.3	→
1:	9.5	↖																													
2:	10.3	↗																													
3:	9.9	→																													
4:	*10.7	↗																													
5:	10.2	↗																													
6:	10.1	↑																													
7:	*10.6	↙																													
8:	10.3	↖																													
9:	10.3	↗																													
10:	10.3	→																													
<table style="width:100%; border-collapse: collapse;"> <tr> <td style="width:45%;">Serie</td> <td style="width:55%; text-align: right;">98.0</td> </tr> <tr> <td>Total</td> <td style="text-align: right;">0.0</td> </tr> </table>		Serie	98.0	Total	0.0																										
Serie	98.0																														
Total	0.0																														

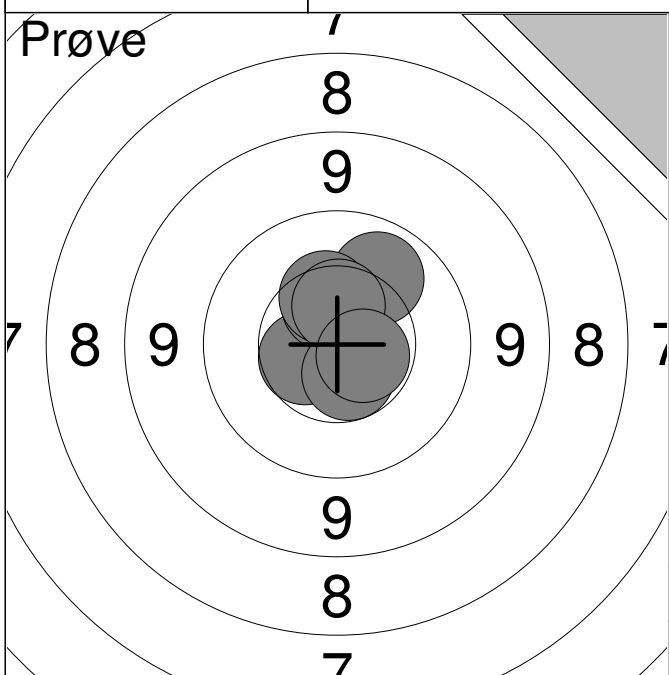
<p><b>20 Skud</b></p> 	<table style="width:100%; border-collapse: collapse;"> <tr><td>1:</td><td>10.3</td><td>↑</td></tr> <tr><td>2:</td><td>10.2</td><td>↖</td></tr> <tr><td>3:</td><td>10.3</td><td>↓</td></tr> <tr><td>4:</td><td>10.1</td><td>↖</td></tr> <tr><td>5:</td><td>*10.8</td><td>↖</td></tr> <tr><td>6:</td><td>*10.8</td><td>↖</td></tr> <tr><td>7:</td><td>10.1</td><td>↑</td></tr> <tr><td>8:</td><td>10.5</td><td>↖</td></tr> <tr><td>9:</td><td>10.1</td><td>↖</td></tr> <tr><td>10:</td><td>*10.6</td><td>→</td></tr> </table>	1:	10.3	↑	2:	10.2	↖	3:	10.3	↓	4:	10.1	↖	5:	*10.8	↖	6:	*10.8	↖	7:	10.1	↑	8:	10.5	↖	9:	10.1	↖	10:	*10.6	→
1:	10.3	↑																													
2:	10.2	↖																													
3:	10.3	↓																													
4:	10.1	↖																													
5:	*10.8	↖																													
6:	*10.8	↖																													
7:	10.1	↑																													
8:	10.5	↖																													
9:	10.1	↖																													
10:	*10.6	→																													
<table style="width:100%; border-collapse: collapse;"> <tr> <td style="width:45%;">Serie</td> <td style="width:55%; text-align: right;">100.0</td> </tr> <tr> <td>Total</td> <td style="text-align: right;">100.0</td> </tr> </table>		Serie	100.0	Total	100.0																										
Serie	100.0																														
Total	100.0																														

<p><b>20 Skud</b></p> 	<table style="width:100%; border-collapse: collapse;"> <tr><td>11:</td><td>*10.6</td><td>↙</td></tr> <tr><td>12:</td><td>10.0</td><td>↙</td></tr> <tr><td>13:</td><td>10.3</td><td>↗</td></tr> <tr><td>14:</td><td>10.0</td><td>↗</td></tr> <tr><td>15:</td><td>9.9</td><td>↓</td></tr> <tr><td>16:</td><td>*10.6</td><td>↙</td></tr> <tr><td>17:</td><td>*10.6</td><td>↑</td></tr> <tr><td>18:</td><td>9.9</td><td>→</td></tr> <tr><td>19:</td><td>10.3</td><td>↙</td></tr> <tr><td>20:</td><td>9.4</td><td>↙</td></tr> </table>	11:	*10.6	↙	12:	10.0	↙	13:	10.3	↗	14:	10.0	↗	15:	9.9	↓	16:	*10.6	↙	17:	*10.6	↑	18:	9.9	→	19:	10.3	↙	20:	9.4	↙
11:	*10.6	↙																													
12:	10.0	↙																													
13:	10.3	↗																													
14:	10.0	↗																													
15:	9.9	↓																													
16:	*10.6	↙																													
17:	*10.6	↑																													
18:	9.9	→																													
19:	10.3	↙																													
20:	9.4	↙																													
<table style="width:100%; border-collapse: collapse;"> <tr> <td style="width:45%;">Serie</td> <td style="width:55%; text-align: right;">97.0</td> </tr> <tr> <td>Total</td> <td style="text-align: right;">197.0</td> </tr> </table>		Serie	97.0	Total	197.0																										
Serie	97.0																														
Total	197.0																														

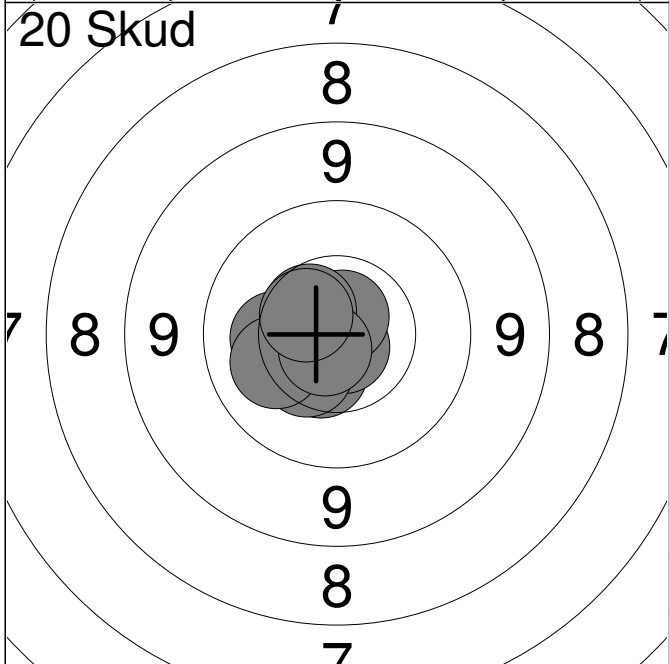
<p><b>Prøve</b></p> 	<table style="width:100%; border-collapse: collapse;"> <tr><td style="width:10%;">1:</td><td style="width:15%;">9.7</td><td style="width:10%; text-align: right;">↑</td></tr> <tr><td>2:</td><td>*10.8</td><td style="text-align: right;">→</td></tr> <tr><td>3:</td><td>*10.6</td><td style="text-align: right;">↘</td></tr> <tr><td>4:</td><td>*10.6</td><td style="text-align: right;">↗</td></tr> <tr><td>5:</td><td>10.4</td><td style="text-align: right;">↘</td></tr> </table> <table border="1" style="width:100%; border-collapse: collapse; margin-top: 5px;"> <tr> <td style="width:80%;">Serie</td> <td style="text-align: right;">49.0</td> </tr> <tr> <td>Total</td> <td style="text-align: right;">0.0</td> </tr> </table>	1:	9.7	↑	2:	*10.8	→	3:	*10.6	↘	4:	*10.6	↗	5:	10.4	↘	Serie	49.0	Total	0.0
1:	9.7	↑																		
2:	*10.8	→																		
3:	*10.6	↘																		
4:	*10.6	↗																		
5:	10.4	↘																		
Serie	49.0																			
Total	0.0																			

<p><b>20 Skud</b></p> 	<table style="width:100%; border-collapse: collapse;"> <tr><td style="width:10%;">1:</td><td style="width:15%;">10.1</td><td style="width:10%; text-align: right;">↗</td></tr> <tr><td>2:</td><td>*10.7</td><td style="text-align: right;">↑</td></tr> <tr><td>3:</td><td>10.4</td><td style="text-align: right;">↙</td></tr> <tr><td>4:</td><td>*10.6</td><td style="text-align: right;">↑</td></tr> <tr><td>5:</td><td>*10.6</td><td style="text-align: right;">→</td></tr> <tr><td>6:</td><td>*10.7</td><td style="text-align: right;">↗</td></tr> <tr><td>7:</td><td>*10.5</td><td style="text-align: right;">↘</td></tr> <tr><td>8:</td><td>10.4</td><td style="text-align: right;">↘</td></tr> <tr><td>9:</td><td>*10.8</td><td style="text-align: right;">↑</td></tr> <tr><td>10:</td><td>*10.7</td><td style="text-align: right;">↘</td></tr> </table> <table border="1" style="width:100%; border-collapse: collapse; margin-top: 5px;"> <tr> <td style="width:80%;">Serie</td> <td style="text-align: right;">100.0</td> </tr> <tr> <td>Total</td> <td style="text-align: right;">100.0</td> </tr> </table>	1:	10.1	↗	2:	*10.7	↑	3:	10.4	↙	4:	*10.6	↑	5:	*10.6	→	6:	*10.7	↗	7:	*10.5	↘	8:	10.4	↘	9:	*10.8	↑	10:	*10.7	↘	Serie	100.0	Total	100.0
1:	10.1	↗																																	
2:	*10.7	↑																																	
3:	10.4	↙																																	
4:	*10.6	↑																																	
5:	*10.6	→																																	
6:	*10.7	↗																																	
7:	*10.5	↘																																	
8:	10.4	↘																																	
9:	*10.8	↑																																	
10:	*10.7	↘																																	
Serie	100.0																																		
Total	100.0																																		

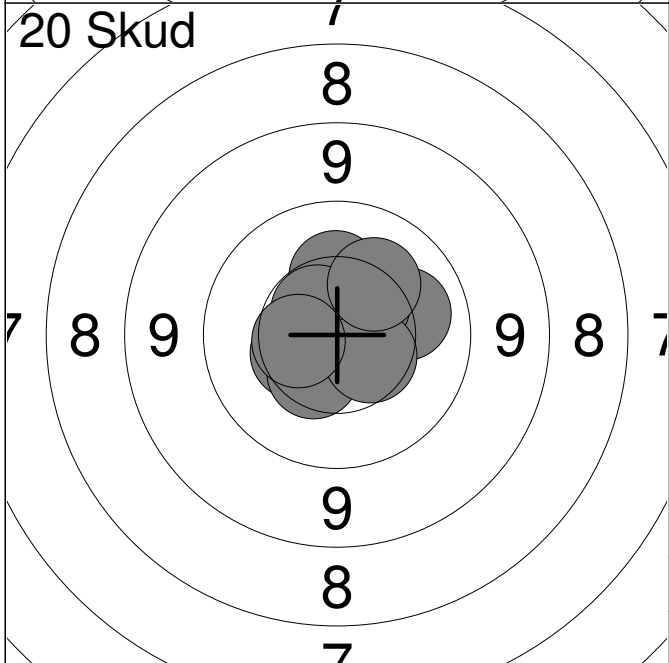
<p><b>20 Skud</b></p> 	<table style="width:100%; border-collapse: collapse;"> <tr><td style="width:10%;">11:</td><td style="width:15%;">10.1</td><td style="width:10%; text-align: right;">↗</td></tr> <tr><td>12:</td><td>10.4</td><td style="text-align: right;">→</td></tr> <tr><td>13:</td><td>*10.8</td><td style="text-align: right;">↘</td></tr> <tr><td>14:</td><td>10.1</td><td style="text-align: right;">↘</td></tr> <tr><td>15:</td><td>10.5</td><td style="text-align: right;">↘</td></tr> <tr><td>16:</td><td>10.3</td><td style="text-align: right;">↘</td></tr> <tr><td>17:</td><td>*10.7</td><td style="text-align: right;">↘</td></tr> <tr><td>18:</td><td>*10.7</td><td style="text-align: right;">↙</td></tr> <tr><td>19:</td><td>10.2</td><td style="text-align: right;">↘</td></tr> <tr><td>20:</td><td>10.2</td><td style="text-align: right;">↙</td></tr> </table> <table border="1" style="width:100%; border-collapse: collapse; margin-top: 5px;"> <tr> <td style="width:80%;">Serie</td> <td style="text-align: right;">100.0</td> </tr> <tr> <td>Total</td> <td style="text-align: right;">200.0</td> </tr> </table>	11:	10.1	↗	12:	10.4	→	13:	*10.8	↘	14:	10.1	↘	15:	10.5	↘	16:	10.3	↘	17:	*10.7	↘	18:	*10.7	↙	19:	10.2	↘	20:	10.2	↙	Serie	100.0	Total	200.0
11:	10.1	↗																																	
12:	10.4	→																																	
13:	*10.8	↘																																	
14:	10.1	↘																																	
15:	10.5	↘																																	
16:	10.3	↘																																	
17:	*10.7	↘																																	
18:	*10.7	↙																																	
19:	10.2	↘																																	
20:	10.2	↙																																	
Serie	100.0																																		
Total	200.0																																		



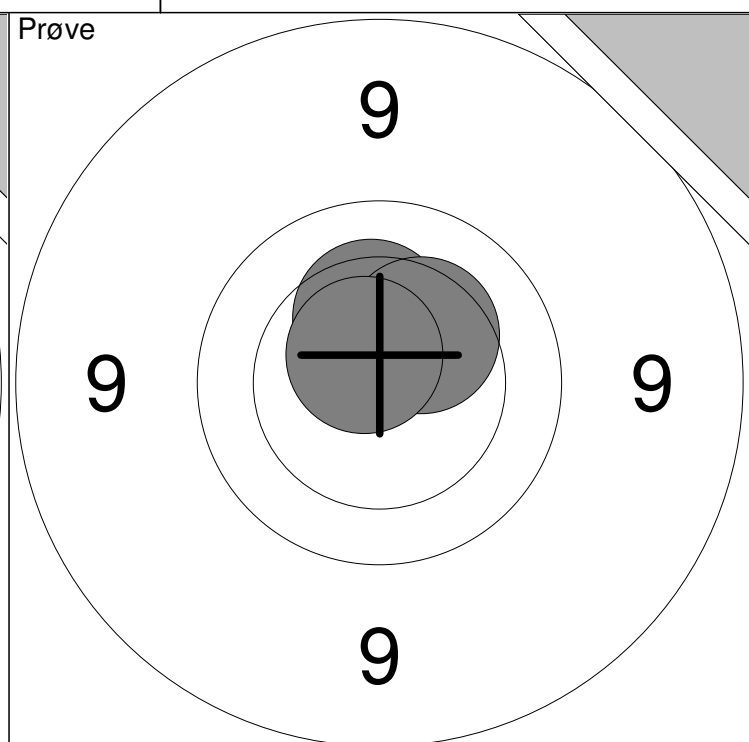
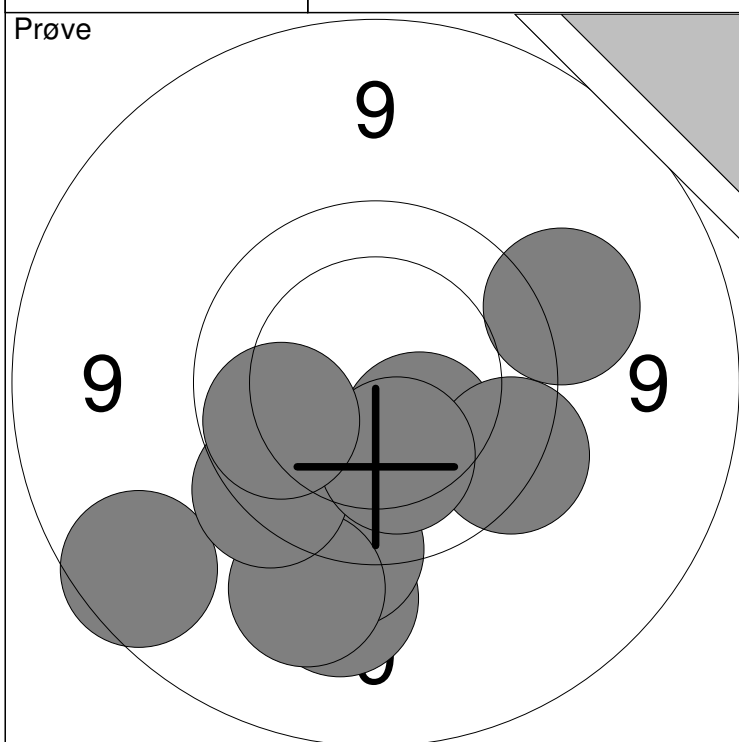
1:	10.5	←
2:	10.5	↑
3:	10.6	↓
4:	10.1	↗
5:	10.4	↑
6:	10.5	↑
7:	*10.6	↘
<b>Serie</b>		<b>70.0</b>
<b>Total</b>		<b>0.0</b>



1:	10.5	↙
2:	*10.8	↙
3:	*10.7	↑
4:	10.4	←
5:	10.5	↗
6:	10.3	←
7:	10.4	↙
8:	10.2	←
9:	*10.7	↙
10:	10.5	↗
<b>Serie</b>		<b>100.0</b>
<b>Total</b>		<b>100.0</b>

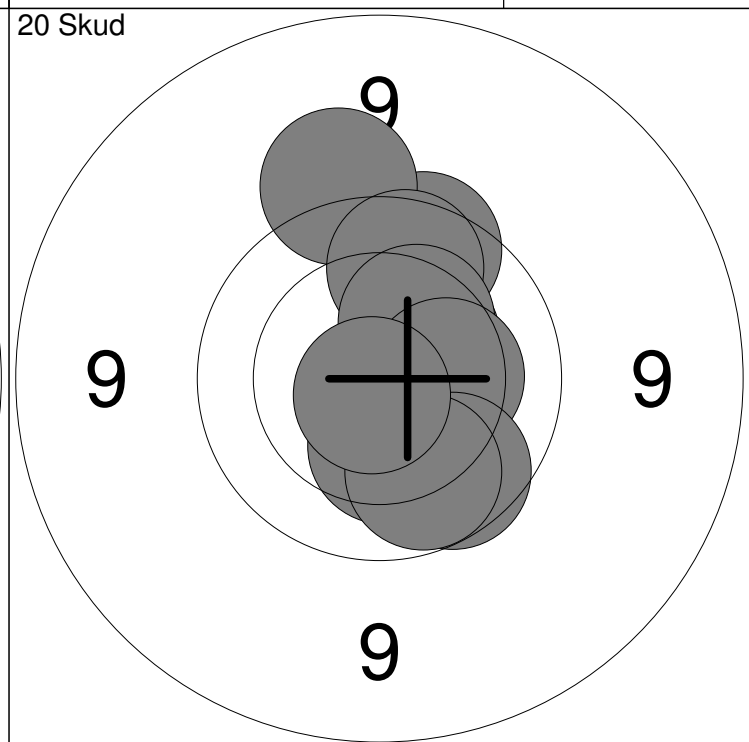
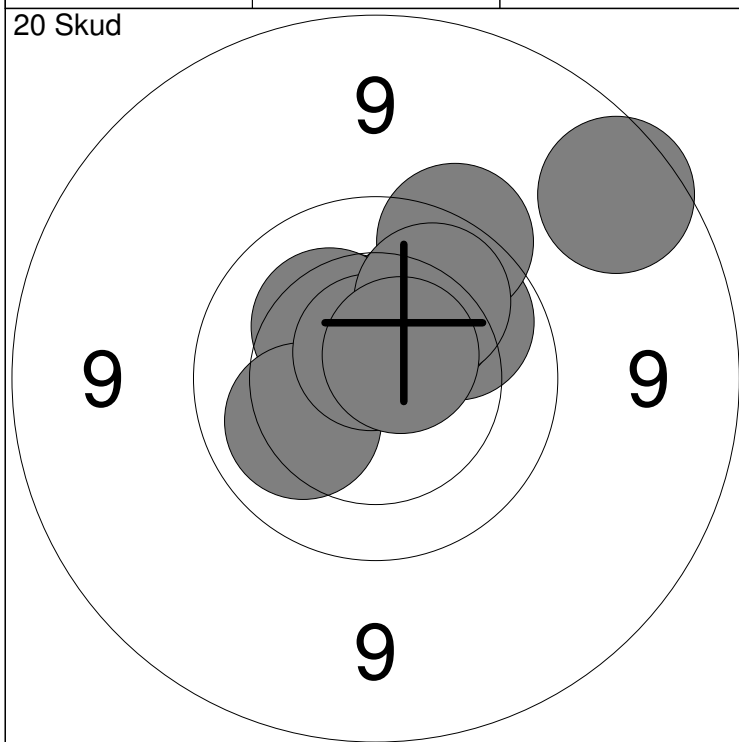


11:	10.4	←
12:	10.1	→
13:	10.4	↑
14:	10.3	↑
15:	10.5	↗
16:	*10.6	↗
17:	10.4	↙
18:	10.5	↘
19:	10.2	↗
20:	10.5	←
<b>Serie</b>		<b>100.0</b>
<b>Total</b>		<b>200.0</b>



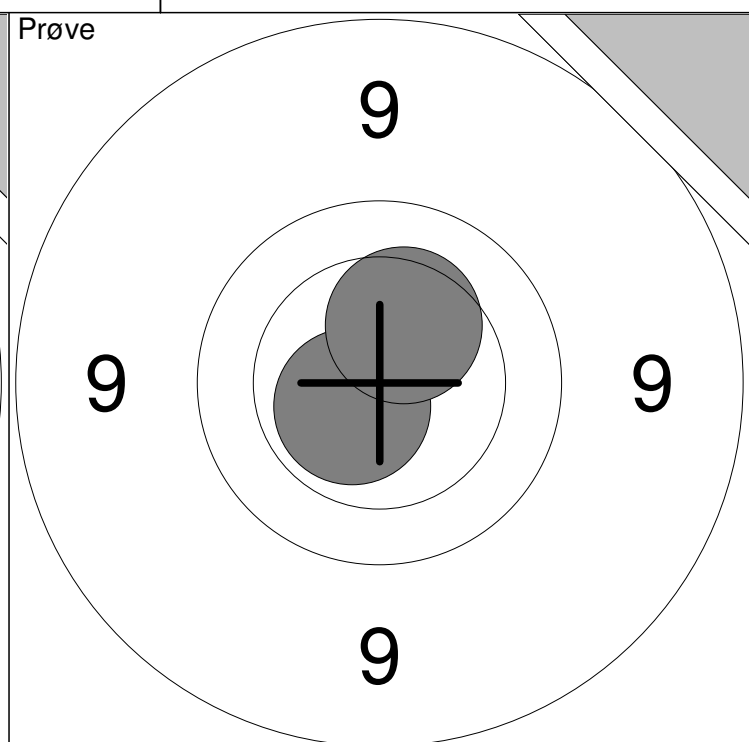
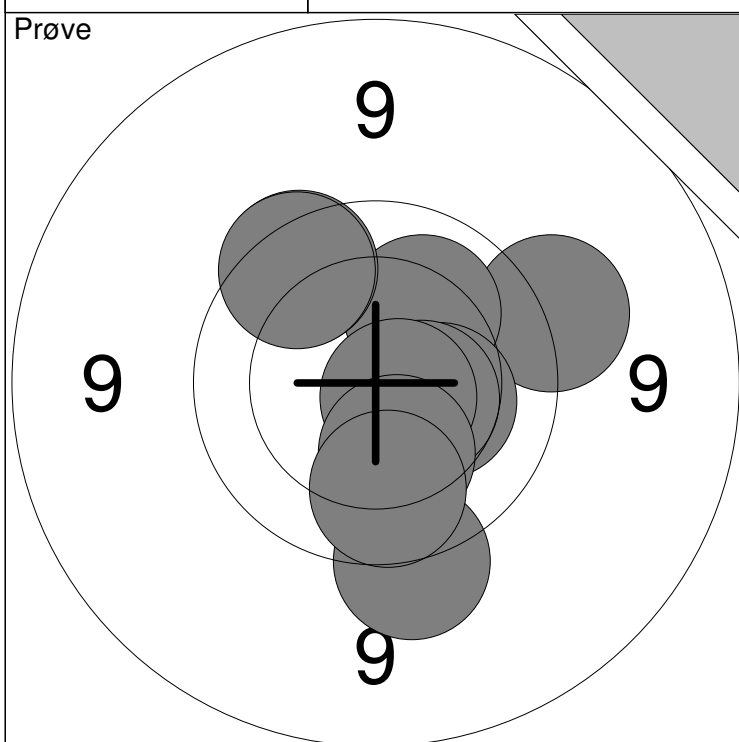
1: 8.9 ↙	6: 9.7 ↙	Serie	92.0
2: 10.3 ↘	7: 9.7 ↘		
3: 9.3 ↓	8: 9.4 →	Total	0.0
4: 9.6 ↓	9: 10.2 ↓		
5: 9.3 ↓	10: 10.0 ←		

11: 10.3 ↑	Serie	30.0
12: 10.3 ↗		
13: *10.6 ↖	Total	0.0



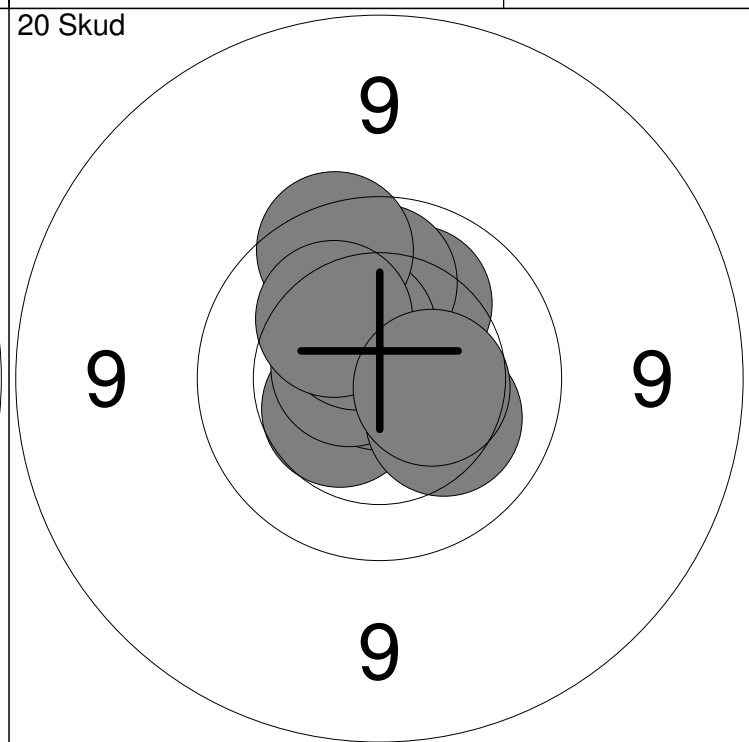
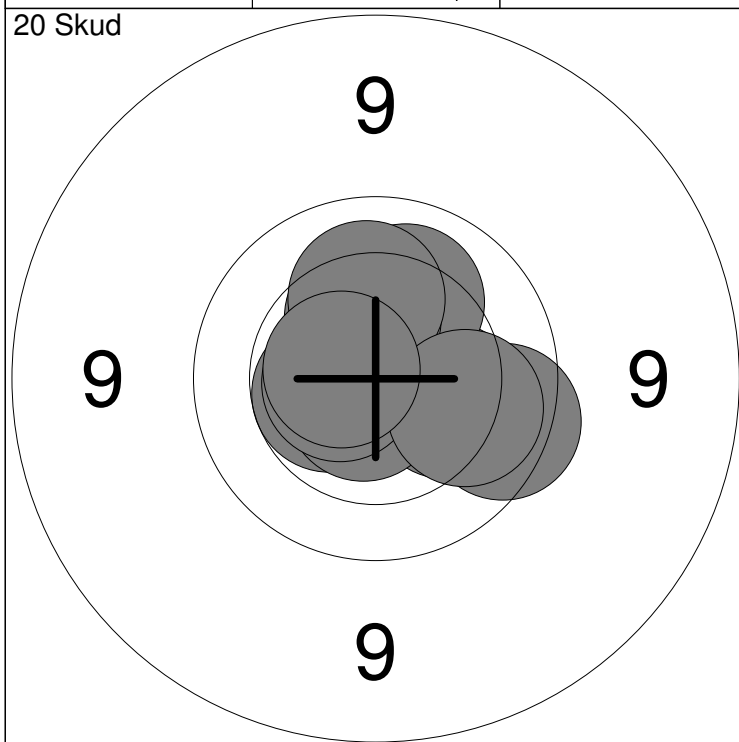
1: 10.4 ↖	6: 8.9 ↗	Serie	97.0
2: 10.0 ↗	7: *10.7 ↑		
3: 10.2 ↗	8: 9.6 ↗	Total	97.0
4: 10.3 ↖	9: 10.0 ↗		
5: 10.1 ←	10: *10.6 ↗		

11: 9.8 ↖	16: 10.3 →	Serie	96.0
12: 9.4 ↑	17: 9.9 ↓		
13: 10.4 ↗	18: 10.3 ↓	Total	193.0
14: 9.9 ↑	19: 10.0 ↓		
15: 10.3 ↗	20: *10.8 ↓		



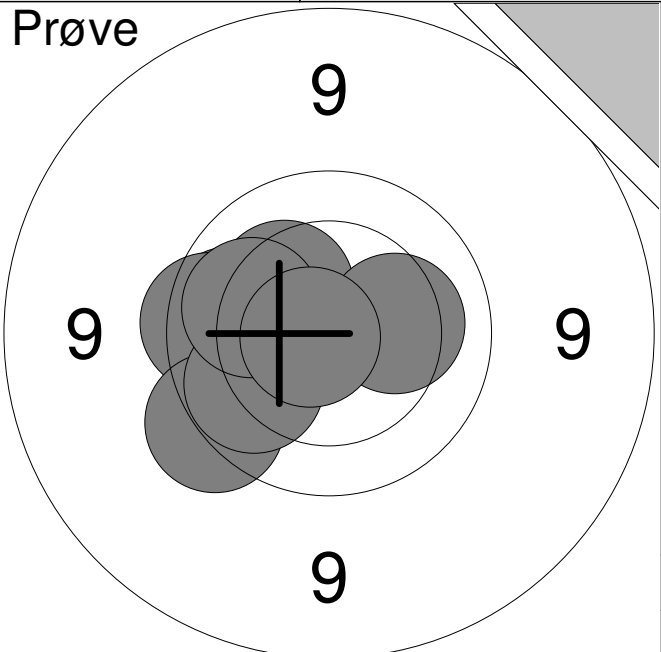
1: 9.5 ↓	6: *10.7 ↓	Serie	95.0
2: 9.5 →	7: 9.8 ↗		
3: 10.1 ↗	8: 10.2 ↓	Total	0.0
4: 10.3 →	9: 9.8 ↗		
5: 10.5 →	10: 9.9 ↓		

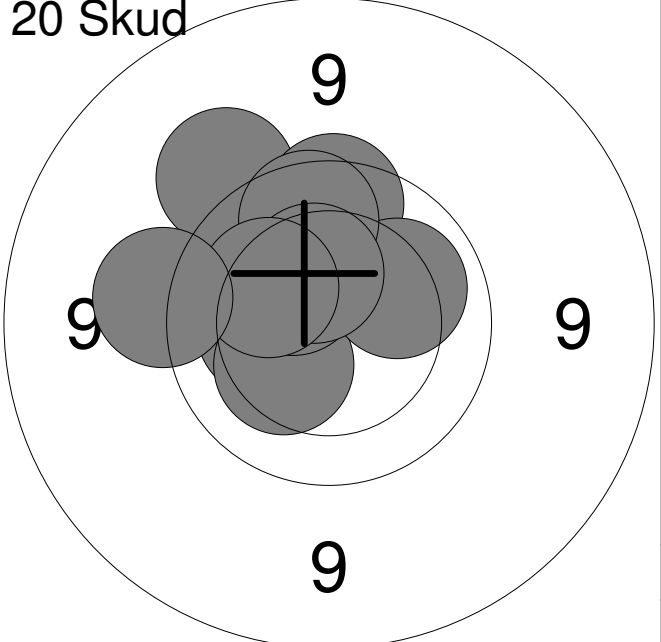
11: *10.6 ↙	Serie	20.0
12: 10.3 ↗		
Total		0.0



1: 9.8 →	6: *10.6 ←	Serie	99.0
2: 10.5 ←	7: 10.4 ↑		
3: 10.2 →	8: 10.2 ↑	Total	99.0
4: *10.7 ↓	9: 10.0 →		
5: 10.2 ↗	10: *10.6 ←		

11: 10.5 ↙	16: 10.2 ↓	Serie	99.0
12: 10.2 ↗	17: 10.5 ↗		
13: *10.9 ↑	18: 9.8 ↗	Total	198.0
14: *10.6 ←	19: 10.2 ↗		
15: 10.0 ↑	20: 10.4 →		

<p><b>Prøve</b></p> 	<table style="width:100%; border-collapse: collapse;"> <tr><td style="text-align: right;">1:</td><td style="text-align: center;">9.9</td><td style="text-align: right;">←</td></tr> <tr><td style="text-align: right;">2:</td><td style="text-align: center;">9.8</td><td style="text-align: right;">←</td></tr> <tr><td style="text-align: right;">3:</td><td style="text-align: center;">9.6</td><td style="text-align: right;">↙</td></tr> <tr><td style="text-align: right;">4:</td><td style="text-align: center;">10.3</td><td style="text-align: right;">↗</td></tr> <tr><td style="text-align: right;">5:</td><td style="text-align: center;">10.2</td><td style="text-align: right;">→</td></tr> <tr><td style="text-align: right;">6:</td><td style="text-align: center;">10.0</td><td style="text-align: right;">↙</td></tr> <tr><td style="text-align: right;">7:</td><td style="text-align: center;">10.1</td><td style="text-align: right;">↖</td></tr> <tr><td style="text-align: right;">8:</td><td style="text-align: center;">*10.7</td><td style="text-align: right;">←</td></tr> </table> <table border="1" style="width:100%; border-collapse: collapse; margin-top: 5px;"> <tr> <td style="width:80%;">Serie</td> <td style="text-align: right;">77.0</td> </tr> <tr> <td>Total</td> <td style="text-align: right;">0.0</td> </tr> </table>	1:	9.9	←	2:	9.8	←	3:	9.6	↙	4:	10.3	↗	5:	10.2	→	6:	10.0	↙	7:	10.1	↖	8:	*10.7	←	Serie	77.0	Total	0.0
1:	9.9	←																											
2:	9.8	←																											
3:	9.6	↙																											
4:	10.3	↗																											
5:	10.2	→																											
6:	10.0	↙																											
7:	10.1	↖																											
8:	*10.7	←																											
Serie	77.0																												
Total	0.0																												

<p><b>20 Skud</b></p> 	<table style="width:100%; border-collapse: collapse;"> <tr><td style="text-align: right;">1:</td><td style="text-align: center;">9.4</td><td style="text-align: right;">↗</td></tr> <tr><td style="text-align: right;">2:</td><td style="text-align: center;">10.3</td><td style="text-align: right;">←</td></tr> <tr><td style="text-align: right;">3:</td><td style="text-align: center;">9.8</td><td style="text-align: right;">↑</td></tr> <tr><td style="text-align: right;">4:</td><td style="text-align: center;">10.3</td><td style="text-align: right;">↙</td></tr> <tr><td style="text-align: right;">5:</td><td style="text-align: center;">10.4</td><td style="text-align: right;">↗</td></tr> <tr><td style="text-align: right;">6:</td><td style="text-align: center;">10.1</td><td style="text-align: right;">↗</td></tr> <tr><td style="text-align: right;">7:</td><td style="text-align: center;">9.9</td><td style="text-align: right;">↑</td></tr> <tr><td style="text-align: right;">8:</td><td style="text-align: center;">10.4</td><td style="text-align: right;">↑</td></tr> <tr><td style="text-align: right;">9:</td><td style="text-align: center;">10.2</td><td style="text-align: right;">↗</td></tr> <tr><td style="text-align: right;">10:</td><td style="text-align: center;">9.5</td><td style="text-align: right;">←</td></tr> </table> <table border="1" style="width:100%; border-collapse: collapse; margin-top: 5px;"> <tr> <td style="width:80%;">Serie</td> <td style="text-align: right;">96.0</td> </tr> <tr> <td>Total</td> <td style="text-align: right;">96.0</td> </tr> </table>	1:	9.4	↗	2:	10.3	←	3:	9.8	↑	4:	10.3	↙	5:	10.4	↗	6:	10.1	↗	7:	9.9	↑	8:	10.4	↑	9:	10.2	↗	10:	9.5	←	Serie	96.0	Total	96.0
1:	9.4	↗																																	
2:	10.3	←																																	
3:	9.8	↑																																	
4:	10.3	↙																																	
5:	10.4	↗																																	
6:	10.1	↗																																	
7:	9.9	↑																																	
8:	10.4	↑																																	
9:	10.2	↗																																	
10:	9.5	←																																	
Serie	96.0																																		
Total	96.0																																		

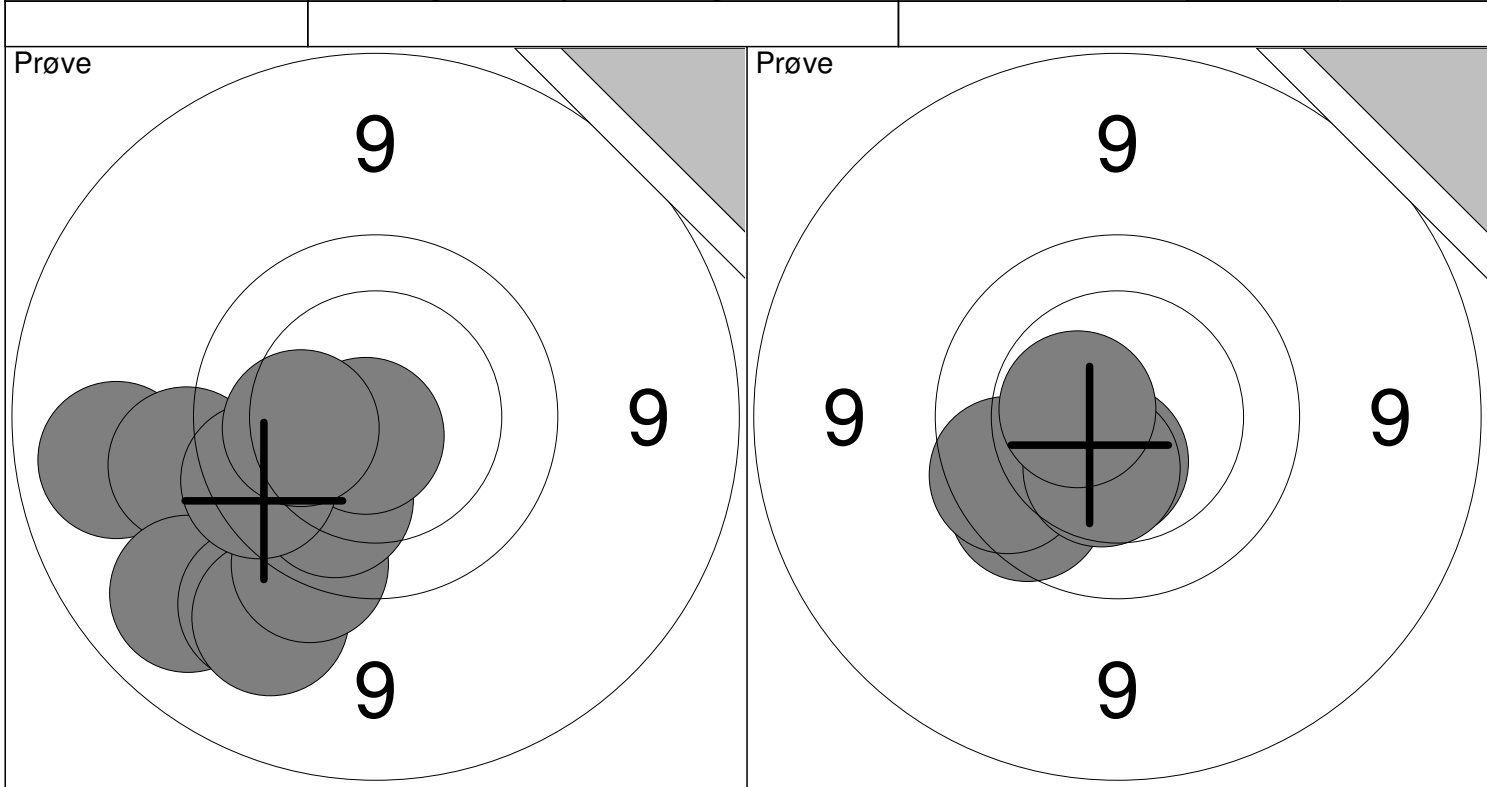
<p><b>20 Skud</b></p> 	<table style="width:100%; border-collapse: collapse;"> <tr><td style="text-align: right;">11:</td><td style="text-align: center;">*10.6</td><td style="text-align: right;">↗</td></tr> <tr><td style="text-align: right;">12:</td><td style="text-align: center;">10.4</td><td style="text-align: right;">↑</td></tr> <tr><td style="text-align: right;">13:</td><td style="text-align: center;">9.7</td><td style="text-align: right;">↗</td></tr> <tr><td style="text-align: right;">14:</td><td style="text-align: center;">10.2</td><td style="text-align: right;">↗</td></tr> <tr><td style="text-align: right;">15:</td><td style="text-align: center;">9.9</td><td style="text-align: right;">↑</td></tr> <tr><td style="text-align: right;">16:</td><td style="text-align: center;">10.3</td><td style="text-align: right;">↓</td></tr> <tr><td style="text-align: right;">17:</td><td style="text-align: center;">*10.6</td><td style="text-align: right;">↘</td></tr> <tr><td style="text-align: right;">18:</td><td style="text-align: center;">10.4</td><td style="text-align: right;">←</td></tr> <tr><td style="text-align: right;">19:</td><td style="text-align: center;">10.3</td><td style="text-align: right;">↗</td></tr> <tr><td style="text-align: right;">20:</td><td style="text-align: center;">*10.5</td><td style="text-align: right;">↘</td></tr> </table> <table border="1" style="width:100%; border-collapse: collapse; margin-top: 5px;"> <tr> <td style="width:80%;">Serie</td> <td style="text-align: right;">98.0</td> </tr> <tr> <td>Total</td> <td style="text-align: right;">194.0</td> </tr> </table>	11:	*10.6	↗	12:	10.4	↑	13:	9.7	↗	14:	10.2	↗	15:	9.9	↑	16:	10.3	↓	17:	*10.6	↘	18:	10.4	←	19:	10.3	↗	20:	*10.5	↘	Serie	98.0	Total	194.0
11:	*10.6	↗																																	
12:	10.4	↑																																	
13:	9.7	↗																																	
14:	10.2	↗																																	
15:	9.9	↑																																	
16:	10.3	↓																																	
17:	*10.6	↘																																	
18:	10.4	←																																	
19:	10.3	↗																																	
20:	*10.5	↘																																	
Serie	98.0																																		
Total	194.0																																		



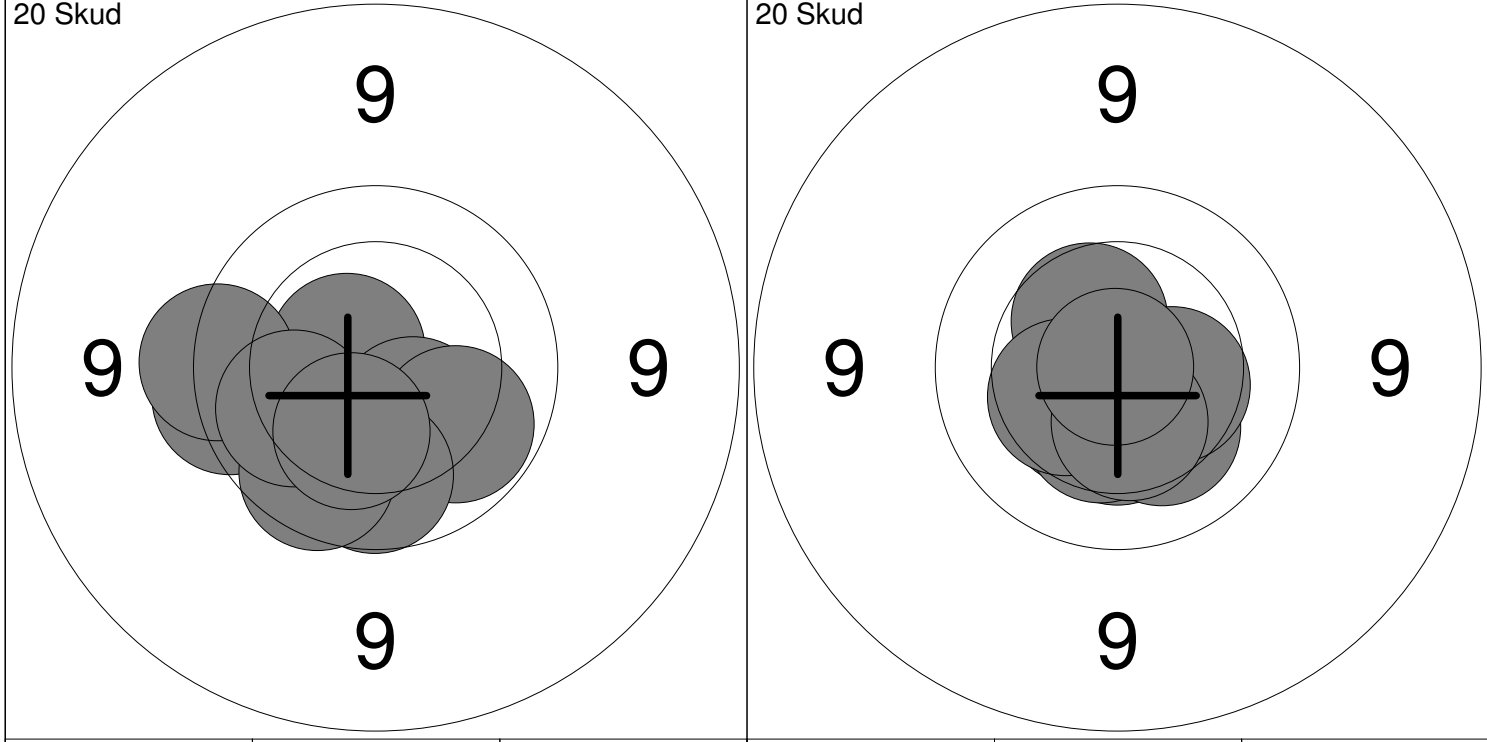
<p><b>Prøve</b></p>	<table style="width:100%; border-collapse: collapse;"> <tr><td style="width:10%;">1:</td><td style="width:40%;">9.7</td><td style="width:50%; text-align: right;">→</td></tr> <tr><td>2:</td><td>10.0</td><td style="text-align: right;">↗</td></tr> <tr><td>3:</td><td>*10.6</td><td style="text-align: right;">↓</td></tr> <tr><td>4:</td><td>10.0</td><td style="text-align: right;">↓</td></tr> <tr><td>5:</td><td>*10.6</td><td style="text-align: right;">↘</td></tr> <tr><td>6:</td><td>*10.8</td><td style="text-align: right;">↓</td></tr> <tr><td>7:</td><td>10.0</td><td style="text-align: right;">↘</td></tr> </table> <table border="1" style="width:100%; border-collapse: collapse; margin-top: 5px;"> <tr> <td style="width:80%;">Serie</td> <td style="text-align: right;">69.0</td> </tr> <tr> <td>Total</td> <td style="text-align: right;">0.0</td> </tr> </table>	1:	9.7	→	2:	10.0	↗	3:	*10.6	↓	4:	10.0	↓	5:	*10.6	↘	6:	*10.8	↓	7:	10.0	↘	Serie	69.0	Total	0.0
1:	9.7	→																								
2:	10.0	↗																								
3:	*10.6	↓																								
4:	10.0	↓																								
5:	*10.6	↘																								
6:	*10.8	↓																								
7:	10.0	↘																								
Serie	69.0																									
Total	0.0																									

<p><b>20 Skud</b></p>	<table style="width:100%; border-collapse: collapse;"> <tr><td style="width:10%;">1:</td><td style="width:40%;">10.5</td><td style="width:50%; text-align: right;">↓</td></tr> <tr><td>2:</td><td>10.1</td><td style="text-align: right;">↓</td></tr> <tr><td>3:</td><td>10.1</td><td style="text-align: right;">↓</td></tr> <tr><td>4:</td><td>9.9</td><td style="text-align: right;">↘</td></tr> <tr><td>5:</td><td>*10.8</td><td style="text-align: right;">↗</td></tr> <tr><td>6:</td><td>10.3</td><td style="text-align: right;">↓</td></tr> <tr><td>7:</td><td>*10.5</td><td style="text-align: right;">→</td></tr> <tr><td>8:</td><td>10.2</td><td style="text-align: right;">↗</td></tr> <tr><td>9:</td><td>10.4</td><td style="text-align: right;">↓</td></tr> <tr><td>10:</td><td>*10.9</td><td style="text-align: right;">→</td></tr> </table> <table border="1" style="width:100%; border-collapse: collapse; margin-top: 5px;"> <tr> <td style="width:80%;">Serie</td> <td style="text-align: right;">99.0</td> </tr> <tr> <td>Total</td> <td style="text-align: right;">99.0</td> </tr> </table>	1:	10.5	↓	2:	10.1	↓	3:	10.1	↓	4:	9.9	↘	5:	*10.8	↗	6:	10.3	↓	7:	*10.5	→	8:	10.2	↗	9:	10.4	↓	10:	*10.9	→	Serie	99.0	Total	99.0
1:	10.5	↓																																	
2:	10.1	↓																																	
3:	10.1	↓																																	
4:	9.9	↘																																	
5:	*10.8	↗																																	
6:	10.3	↓																																	
7:	*10.5	→																																	
8:	10.2	↗																																	
9:	10.4	↓																																	
10:	*10.9	→																																	
Serie	99.0																																		
Total	99.0																																		

<p><b>20 Skud</b></p>	<table style="width:100%; border-collapse: collapse;"> <tr><td style="width:10%;">11:</td><td style="width:40%;">*10.6</td><td style="width:50%; text-align: right;">↗</td></tr> <tr><td>12:</td><td>10.4</td><td style="text-align: right;">→</td></tr> <tr><td>13:</td><td>*10.7</td><td style="text-align: right;">→</td></tr> <tr><td>14:</td><td>10.3</td><td style="text-align: right;">↘</td></tr> <tr><td>15:</td><td>10.3</td><td style="text-align: right;">↘</td></tr> <tr><td>16:</td><td>10.4</td><td style="text-align: right;">↙</td></tr> <tr><td>17:</td><td>10.3</td><td style="text-align: right;">→</td></tr> <tr><td>18:</td><td>10.3</td><td style="text-align: right;">→</td></tr> <tr><td>19:</td><td>*10.8</td><td style="text-align: right;">↘</td></tr> <tr><td>20:</td><td>10.4</td><td style="text-align: right;">↗</td></tr> </table> <table border="1" style="width:100%; border-collapse: collapse; margin-top: 5px;"> <tr> <td style="width:80%;">Serie</td> <td style="text-align: right;">100.0</td> </tr> <tr> <td>Total</td> <td style="text-align: right;">199.0</td> </tr> </table>	11:	*10.6	↗	12:	10.4	→	13:	*10.7	→	14:	10.3	↘	15:	10.3	↘	16:	10.4	↙	17:	10.3	→	18:	10.3	→	19:	*10.8	↘	20:	10.4	↗	Serie	100.0	Total	199.0
11:	*10.6	↗																																	
12:	10.4	→																																	
13:	*10.7	→																																	
14:	10.3	↘																																	
15:	10.3	↘																																	
16:	10.4	↙																																	
17:	10.3	→																																	
18:	10.3	→																																	
19:	*10.8	↘																																	
20:	10.4	↗																																	
Serie	100.0																																		
Total	199.0																																		



1: 9.1 ←	6: 9.6 ↓	Serie	93.0	11: *10.5 ↓	Serie	48.0
2: 9.4 ←	7: 10.1 ↓		Total	0.0		12: 9.8 ↙
3: 9.1 ↙	8: *10.7 ↓	13: 9.8 ←		14: 10.4 ↓		
4: 9.3 ↓	9: 9.8 ←	15: *10.6 ←				
5: 9.3 ↓	10: 10.2 ←					



1: 9.7 ←	6: 9.9 ↓	Serie	96.0	11: 10.5 ↙	16: 10.4 →	Serie	100.0
2: 10.3 ↓	7: 9.7 ←		Total	96.0	12: 10.4 ↙		17: 10.4 ↓
3: *10.6 ↗	8: 9.9 ↓	13: 10.4 ↓		14: 10.4 ↗	18: 10.4 ←	19: 10.4 ↓	
4: 10.4 ↓	9: 10.1 ←	15: 10.2 ↓	20: *10.9 ←				
5: 10.0 ↓	10: 10.3 ↓						

<p><b>Prøve</b></p>	<table style="width:100%; border-collapse: collapse;"> <tr><td style="text-align: right;">1:</td><td style="text-align: right;">9.8</td><td style="text-align: right;">→</td></tr> <tr><td style="text-align: right;">2:</td><td style="text-align: right;">10.5</td><td style="text-align: right;">←</td></tr> <tr><td style="text-align: right;">3:</td><td style="text-align: right;">10.2</td><td style="text-align: right;">→</td></tr> <tr><td style="text-align: right;">4:</td><td style="text-align: right;">10.2</td><td style="text-align: right;">↗</td></tr> <tr><td style="text-align: right;">5:</td><td style="text-align: right;">10.2</td><td style="text-align: right;">→</td></tr> <tr><td style="text-align: right;">6:</td><td style="text-align: right;">*10.7</td><td style="text-align: right;">↓</td></tr> <tr><td style="text-align: right;">7:</td><td style="text-align: right;">10.0</td><td style="text-align: right;">→</td></tr> <tr><td style="text-align: right;">8:</td><td style="text-align: right;">*10.5</td><td style="text-align: right;">↗</td></tr> </table> <table border="1" style="width:100%; border-collapse: collapse; margin-top: 5px;"> <tr> <td style="width:80%;">Serie</td> <td style="text-align: right;">79.0</td> </tr> <tr> <td>Total</td> <td style="text-align: right;">0.0</td> </tr> </table>	1:	9.8	→	2:	10.5	←	3:	10.2	→	4:	10.2	↗	5:	10.2	→	6:	*10.7	↓	7:	10.0	→	8:	*10.5	↗	Serie	79.0	Total	0.0
1:	9.8	→																											
2:	10.5	←																											
3:	10.2	→																											
4:	10.2	↗																											
5:	10.2	→																											
6:	*10.7	↓																											
7:	10.0	→																											
8:	*10.5	↗																											
Serie	79.0																												
Total	0.0																												

<p><b>20 Skud</b></p>	<table style="width:100%; border-collapse: collapse;"> <tr><td style="text-align: right;">1:</td><td style="text-align: right;">9.6</td><td style="text-align: right;">↓</td></tr> <tr><td style="text-align: right;">2:</td><td style="text-align: right;">10.2</td><td style="text-align: right;">↓</td></tr> <tr><td style="text-align: right;">3:</td><td style="text-align: right;">10.1</td><td style="text-align: right;">↓</td></tr> <tr><td style="text-align: right;">4:</td><td style="text-align: right;">*10.7</td><td style="text-align: right;">↗</td></tr> <tr><td style="text-align: right;">5:</td><td style="text-align: right;">10.2</td><td style="text-align: right;">→</td></tr> <tr><td style="text-align: right;">6:</td><td style="text-align: right;">9.9</td><td style="text-align: right;">→</td></tr> <tr><td style="text-align: right;">7:</td><td style="text-align: right;">*10.5</td><td style="text-align: right;">↓</td></tr> <tr><td style="text-align: right;">8:</td><td style="text-align: right;">9.9</td><td style="text-align: right;">→</td></tr> <tr><td style="text-align: right;">9:</td><td style="text-align: right;">10.3</td><td style="text-align: right;">↗</td></tr> <tr><td style="text-align: right;">10:</td><td style="text-align: right;">10.5</td><td style="text-align: right;">↗</td></tr> </table> <table border="1" style="width:100%; border-collapse: collapse; margin-top: 5px;"> <tr> <td style="width:80%;">Serie</td> <td style="text-align: right;">97.0</td> </tr> <tr> <td>Total</td> <td style="text-align: right;">97.0</td> </tr> </table>	1:	9.6	↓	2:	10.2	↓	3:	10.1	↓	4:	*10.7	↗	5:	10.2	→	6:	9.9	→	7:	*10.5	↓	8:	9.9	→	9:	10.3	↗	10:	10.5	↗	Serie	97.0	Total	97.0
1:	9.6	↓																																	
2:	10.2	↓																																	
3:	10.1	↓																																	
4:	*10.7	↗																																	
5:	10.2	→																																	
6:	9.9	→																																	
7:	*10.5	↓																																	
8:	9.9	→																																	
9:	10.3	↗																																	
10:	10.5	↗																																	
Serie	97.0																																		
Total	97.0																																		

<p><b>20 Skud</b></p>	<table style="width:100%; border-collapse: collapse;"> <tr><td style="text-align: right;">11:</td><td style="text-align: right;">10.4</td><td style="text-align: right;">↑</td></tr> <tr><td style="text-align: right;">12:</td><td style="text-align: right;">10.4</td><td style="text-align: right;">←</td></tr> <tr><td style="text-align: right;">13:</td><td style="text-align: right;">10.3</td><td style="text-align: right;">↓</td></tr> <tr><td style="text-align: right;">14:</td><td style="text-align: right;">10.4</td><td style="text-align: right;">→</td></tr> <tr><td style="text-align: right;">15:</td><td style="text-align: right;">10.5</td><td style="text-align: right;">↓</td></tr> <tr><td style="text-align: right;">16:</td><td style="text-align: right;">10.2</td><td style="text-align: right;">↗</td></tr> <tr><td style="text-align: right;">17:</td><td style="text-align: right;">10.2</td><td style="text-align: right;">↑</td></tr> <tr><td style="text-align: right;">18:</td><td style="text-align: right;">*10.5</td><td style="text-align: right;">↗</td></tr> <tr><td style="text-align: right;">19:</td><td style="text-align: right;">10.3</td><td style="text-align: right;">↗</td></tr> <tr><td style="text-align: right;">20:</td><td style="text-align: right;">*10.6</td><td style="text-align: right;">→</td></tr> </table> <table border="1" style="width:100%; border-collapse: collapse; margin-top: 5px;"> <tr> <td style="width:80%;">Serie</td> <td style="text-align: right;">100.0</td> </tr> <tr> <td>Total</td> <td style="text-align: right;">197.0</td> </tr> </table>	11:	10.4	↑	12:	10.4	←	13:	10.3	↓	14:	10.4	→	15:	10.5	↓	16:	10.2	↗	17:	10.2	↑	18:	*10.5	↗	19:	10.3	↗	20:	*10.6	→	Serie	100.0	Total	197.0
11:	10.4	↑																																	
12:	10.4	←																																	
13:	10.3	↓																																	
14:	10.4	→																																	
15:	10.5	↓																																	
16:	10.2	↗																																	
17:	10.2	↑																																	
18:	*10.5	↗																																	
19:	10.3	↗																																	
20:	*10.6	→																																	
Serie	100.0																																		
Total	197.0																																		

<p><b>Prøve</b></p>	<table style="width:100%; border-collapse: collapse;"> <tr><td style="text-align: right;">1:</td><td style="text-align: right;">10.4</td><td style="text-align: right;">↘</td></tr> <tr><td style="text-align: right;">2:</td><td style="text-align: right;">9.9</td><td style="text-align: right;">↙</td></tr> <tr><td style="text-align: right;">3:</td><td style="text-align: right;">10.4</td><td style="text-align: right;">↑</td></tr> <tr><td style="text-align: right;">4:</td><td style="text-align: right;">9.8</td><td style="text-align: right;">↗</td></tr> <tr><td style="text-align: right;">5:</td><td style="text-align: right;">*10.5</td><td style="text-align: right;">←</td></tr> <tr><td style="text-align: right;">6:</td><td style="text-align: right;">10.4</td><td style="text-align: right;">↗</td></tr> <tr><td style="text-align: right;">7:</td><td style="text-align: right;">10.4</td><td style="text-align: right;">←</td></tr> <tr><td style="text-align: right;">8:</td><td style="text-align: right;">9.9</td><td style="text-align: right;">→</td></tr> </table>	1:	10.4	↘	2:	9.9	↙	3:	10.4	↑	4:	9.8	↗	5:	*10.5	←	6:	10.4	↗	7:	10.4	←	8:	9.9	→
1:	10.4	↘																							
2:	9.9	↙																							
3:	10.4	↑																							
4:	9.8	↗																							
5:	*10.5	←																							
6:	10.4	↗																							
7:	10.4	←																							
8:	9.9	→																							
<table style="width:100%; border-collapse: collapse;"> <tr> <td style="width:80%;">Serie</td> <td style="text-align: right;">77.0</td> </tr> <tr> <td>Total</td> <td style="text-align: right;">0.0</td> </tr> </table>		Serie	77.0	Total	0.0																				
Serie	77.0																								
Total	0.0																								

<p><b>20 Skud</b></p>	<table style="width:100%; border-collapse: collapse;"> <tr><td style="text-align: right;">1:</td><td style="text-align: right;">10.3</td><td style="text-align: right;">→</td></tr> <tr><td style="text-align: right;">2:</td><td style="text-align: right;">10.2</td><td style="text-align: right;">↙</td></tr> <tr><td style="text-align: right;">3:</td><td style="text-align: right;">*10.7</td><td style="text-align: right;">↗</td></tr> <tr><td style="text-align: right;">4:</td><td style="text-align: right;">10.1</td><td style="text-align: right;">←</td></tr> <tr><td style="text-align: right;">5:</td><td style="text-align: right;">*10.8</td><td style="text-align: right;">↑</td></tr> <tr><td style="text-align: right;">6:</td><td style="text-align: right;">10.1</td><td style="text-align: right;">←</td></tr> <tr><td style="text-align: right;">7:</td><td style="text-align: right;">10.5</td><td style="text-align: right;">←</td></tr> <tr><td style="text-align: right;">8:</td><td style="text-align: right;">*10.6</td><td style="text-align: right;">↘</td></tr> <tr><td style="text-align: right;">9:</td><td style="text-align: right;">10.1</td><td style="text-align: right;">→</td></tr> <tr><td style="text-align: right;">10:</td><td style="text-align: right;">*10.7</td><td style="text-align: right;">↘</td></tr> </table>	1:	10.3	→	2:	10.2	↙	3:	*10.7	↗	4:	10.1	←	5:	*10.8	↑	6:	10.1	←	7:	10.5	←	8:	*10.6	↘	9:	10.1	→	10:	*10.7	↘
1:	10.3	→																													
2:	10.2	↙																													
3:	*10.7	↗																													
4:	10.1	←																													
5:	*10.8	↑																													
6:	10.1	←																													
7:	10.5	←																													
8:	*10.6	↘																													
9:	10.1	→																													
10:	*10.7	↘																													
<table style="width:100%; border-collapse: collapse;"> <tr> <td style="width:80%;">Serie</td> <td style="text-align: right;">100.0</td> </tr> <tr> <td>Total</td> <td style="text-align: right;">100.0</td> </tr> </table>		Serie	100.0	Total	100.0																										
Serie	100.0																														
Total	100.0																														

<p><b>20 Skud</b></p>	<table style="width:100%; border-collapse: collapse;"> <tr><td style="text-align: right;">11:</td><td style="text-align: right;">*10.6</td><td style="text-align: right;">←</td></tr> <tr><td style="text-align: right;">12:</td><td style="text-align: right;">*10.8</td><td style="text-align: right;">←</td></tr> <tr><td style="text-align: right;">13:</td><td style="text-align: right;">10.2</td><td style="text-align: right;">←</td></tr> <tr><td style="text-align: right;">14:</td><td style="text-align: right;">*10.7</td><td style="text-align: right;">↑</td></tr> <tr><td style="text-align: right;">15:</td><td style="text-align: right;">*10.7</td><td style="text-align: right;">↖</td></tr> <tr><td style="text-align: right;">16:</td><td style="text-align: right;">*10.5</td><td style="text-align: right;">↑</td></tr> <tr><td style="text-align: right;">17:</td><td style="text-align: right;">9.7</td><td style="text-align: right;">←</td></tr> <tr><td style="text-align: right;">18:</td><td style="text-align: right;">*10.5</td><td style="text-align: right;">←</td></tr> <tr><td style="text-align: right;">19:</td><td style="text-align: right;">10.4</td><td style="text-align: right;">↑</td></tr> <tr><td style="text-align: right;">20:</td><td style="text-align: right;">10.1</td><td style="text-align: right;">↖</td></tr> </table>	11:	*10.6	←	12:	*10.8	←	13:	10.2	←	14:	*10.7	↑	15:	*10.7	↖	16:	*10.5	↑	17:	9.7	←	18:	*10.5	←	19:	10.4	↑	20:	10.1	↖
11:	*10.6	←																													
12:	*10.8	←																													
13:	10.2	←																													
14:	*10.7	↑																													
15:	*10.7	↖																													
16:	*10.5	↑																													
17:	9.7	←																													
18:	*10.5	←																													
19:	10.4	↑																													
20:	10.1	↖																													
<table style="width:100%; border-collapse: collapse;"> <tr> <td style="width:80%;">Serie</td> <td style="text-align: right;">99.0</td> </tr> <tr> <td>Total</td> <td style="text-align: right;">199.0</td> </tr> </table>		Serie	99.0	Total	199.0																										
Serie	99.0																														
Total	199.0																														

<p><b>Prøve</b></p>	<table style="width:100%; border-collapse: collapse;"> <tr><td style="width:10%;">1:</td><td style="width:10%;">9.8</td><td style="width:10%; text-align: center;">↓</td></tr> <tr><td>2:</td><td>9.7</td><td style="text-align: center;">←</td></tr> <tr><td>3:</td><td>*10.7</td><td style="text-align: center;">↑</td></tr> <tr><td>4:</td><td>10.3</td><td style="text-align: center;">↑</td></tr> <tr><td>5:</td><td>9.5</td><td style="text-align: center;">↙</td></tr> <tr><td>6:</td><td>*10.5</td><td style="text-align: center;">↓</td></tr> <tr><td>7:</td><td>10.0</td><td style="text-align: center;">↑</td></tr> </table>	1:	9.8	↓	2:	9.7	←	3:	*10.7	↑	4:	10.3	↑	5:	9.5	↙	6:	*10.5	↓	7:	10.0	↑
1:	9.8	↓																				
2:	9.7	←																				
3:	*10.7	↑																				
4:	10.3	↑																				
5:	9.5	↙																				
6:	*10.5	↓																				
7:	10.0	↑																				
<table style="width:100%; border-collapse: collapse;"> <tr> <td style="width:10%; text-align: left;">Serie</td> <td style="width:80%;"></td> <td style="width:10%; text-align: right;">67.0</td> </tr> <tr> <td style="text-align: left;">Total</td> <td></td> <td style="text-align: right;">0.0</td> </tr> </table>		Serie		67.0	Total		0.0															
Serie		67.0																				
Total		0.0																				

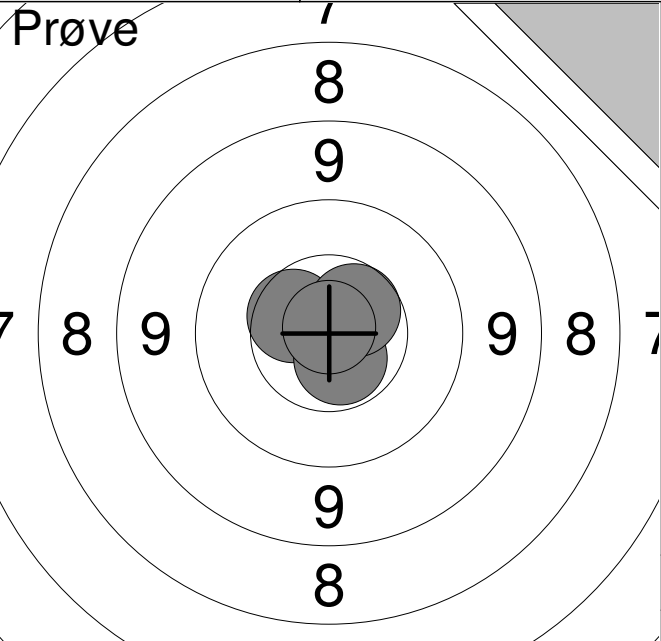
<p><b>20 Skud</b></p>	<table style="width:100%; border-collapse: collapse;"> <tr><td style="width:10%;">1:</td><td style="width:10%;">9.8</td><td style="width:10%; text-align: center;">↘</td></tr> <tr><td>2:</td><td>10.3</td><td style="text-align: center;">↑</td></tr> <tr><td>3:</td><td>10.1</td><td style="text-align: center;">→</td></tr> <tr><td>4:</td><td>*10.6</td><td style="text-align: center;">↑</td></tr> <tr><td>5:</td><td>9.9</td><td style="text-align: center;">↓</td></tr> <tr><td>6:</td><td>9.9</td><td style="text-align: center;">↓</td></tr> <tr><td>7:</td><td>10.2</td><td style="text-align: center;">↓</td></tr> <tr><td>8:</td><td>9.7</td><td style="text-align: center;">↑</td></tr> <tr><td>9:</td><td>10.2</td><td style="text-align: center;">↑</td></tr> <tr><td>10:</td><td>*10.5</td><td style="text-align: center;">→</td></tr> </table>	1:	9.8	↘	2:	10.3	↑	3:	10.1	→	4:	*10.6	↑	5:	9.9	↓	6:	9.9	↓	7:	10.2	↓	8:	9.7	↑	9:	10.2	↑	10:	*10.5	→
1:	9.8	↘																													
2:	10.3	↑																													
3:	10.1	→																													
4:	*10.6	↑																													
5:	9.9	↓																													
6:	9.9	↓																													
7:	10.2	↓																													
8:	9.7	↑																													
9:	10.2	↑																													
10:	*10.5	→																													
<table style="width:100%; border-collapse: collapse;"> <tr> <td style="width:10%; text-align: left;">Serie</td> <td style="width:80%;"></td> <td style="width:10%; text-align: right;">96.0</td> </tr> <tr> <td style="text-align: left;">Total</td> <td></td> <td style="text-align: right;">96.0</td> </tr> </table>		Serie		96.0	Total		96.0																								
Serie		96.0																													
Total		96.0																													

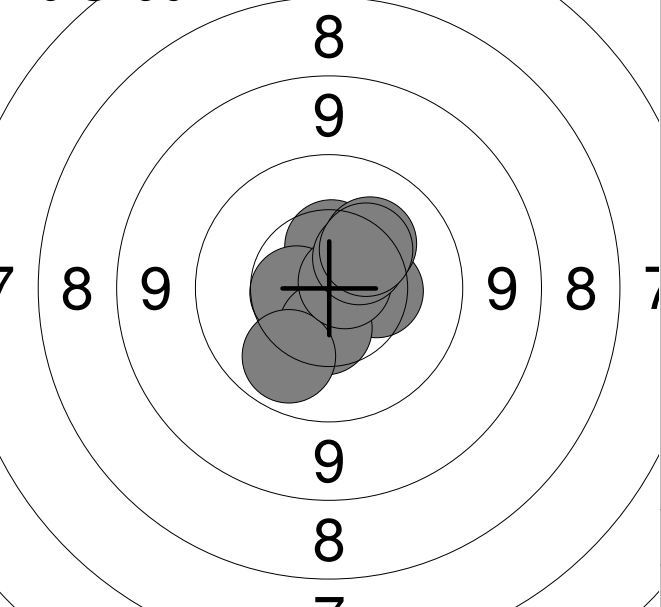
<p><b>20 Skud</b></p>	<table style="width:100%; border-collapse: collapse;"> <tr><td style="width:10%;">11:</td><td style="width:10%;">*10.7</td><td style="width:10%; text-align: center;">↗</td></tr> <tr><td>12:</td><td>9.9</td><td style="text-align: center;">↑</td></tr> <tr><td>13:</td><td>10.3</td><td style="text-align: center;">↑</td></tr> <tr><td>14:</td><td>10.3</td><td style="text-align: center;">↑</td></tr> <tr><td>15:</td><td>9.7</td><td style="text-align: center;">↗</td></tr> <tr><td>16:</td><td>9.9</td><td style="text-align: center;">→</td></tr> <tr><td>17:</td><td>10.1</td><td style="text-align: center;">↗</td></tr> <tr><td>18:</td><td>9.8</td><td style="text-align: center;">↗</td></tr> <tr><td>19:</td><td>10.1</td><td style="text-align: center;">↓</td></tr> <tr><td>20:</td><td>9.9</td><td style="text-align: center;">↓</td></tr> </table>	11:	*10.7	↗	12:	9.9	↑	13:	10.3	↑	14:	10.3	↑	15:	9.7	↗	16:	9.9	→	17:	10.1	↗	18:	9.8	↗	19:	10.1	↓	20:	9.9	↓
11:	*10.7	↗																													
12:	9.9	↑																													
13:	10.3	↑																													
14:	10.3	↑																													
15:	9.7	↗																													
16:	9.9	→																													
17:	10.1	↗																													
18:	9.8	↗																													
19:	10.1	↓																													
20:	9.9	↓																													
<table style="width:100%; border-collapse: collapse;"> <tr> <td style="width:10%; text-align: left;">Serie</td> <td style="width:80%;"></td> <td style="width:10%; text-align: right;">95.0</td> </tr> <tr> <td style="text-align: left;">Total</td> <td></td> <td style="text-align: right;">191.0</td> </tr> </table>		Serie		95.0	Total		191.0																								
Serie		95.0																													
Total		191.0																													

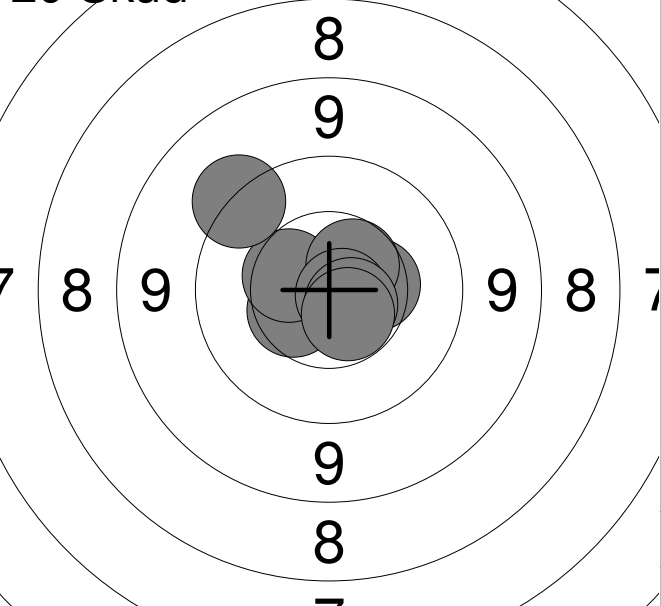
<p><b>Prøve</b></p>	<table style="width:100%; border-collapse: collapse;"> <tr><td style="width:10%;">1:</td><td style="width:15%;">*10.7</td><td style="width:10%; text-align: right;">↓</td></tr> <tr><td>2:</td><td>10.3</td><td style="text-align: right;">←</td></tr> <tr><td>3:</td><td>10.5</td><td style="text-align: right;">↓</td></tr> <tr><td>4:</td><td>9.7</td><td style="text-align: right;">←</td></tr> <tr><td>5:</td><td>10.4</td><td style="text-align: right;">↗</td></tr> <tr><td>6:</td><td>10.3</td><td style="text-align: right;">→</td></tr> <tr><td>7:</td><td>*10.7</td><td style="text-align: right;">↗</td></tr> </table> <table border="1" style="width:100%; border-collapse: collapse; margin-top: 5px;"> <tr> <td style="width:80%;">Serie</td> <td style="text-align: right;">69.0</td> </tr> <tr> <td>Total</td> <td style="text-align: right;">0.0</td> </tr> </table>	1:	*10.7	↓	2:	10.3	←	3:	10.5	↓	4:	9.7	←	5:	10.4	↗	6:	10.3	→	7:	*10.7	↗	Serie	69.0	Total	0.0
1:	*10.7	↓																								
2:	10.3	←																								
3:	10.5	↓																								
4:	9.7	←																								
5:	10.4	↗																								
6:	10.3	→																								
7:	*10.7	↗																								
Serie	69.0																									
Total	0.0																									

<p><b>20 Skud</b></p>	<table style="width:100%; border-collapse: collapse;"> <tr><td style="width:10%;">1:</td><td style="width:15%;">10.4</td><td style="width:10%; text-align: right;">↗</td></tr> <tr><td>2:</td><td>*10.5</td><td style="text-align: right;">↓</td></tr> <tr><td>3:</td><td>10.0</td><td style="text-align: right;">→</td></tr> <tr><td>4:</td><td>10.2</td><td style="text-align: right;">↓</td></tr> <tr><td>5:</td><td>9.9</td><td style="text-align: right;">↓</td></tr> <tr><td>6:</td><td>10.4</td><td style="text-align: right;">→</td></tr> <tr><td>7:</td><td>*10.6</td><td style="text-align: right;">↓</td></tr> <tr><td>8:</td><td>*10.7</td><td style="text-align: right;">↗</td></tr> <tr><td>9:</td><td>*10.6</td><td style="text-align: right;">→</td></tr> <tr><td>10:</td><td>10.3</td><td style="text-align: right;">→</td></tr> </table> <table border="1" style="width:100%; border-collapse: collapse; margin-top: 5px;"> <tr> <td style="width:80%;">Serie</td> <td style="text-align: right;">99.0</td> </tr> <tr> <td>Total</td> <td style="text-align: right;">99.0</td> </tr> </table>	1:	10.4	↗	2:	*10.5	↓	3:	10.0	→	4:	10.2	↓	5:	9.9	↓	6:	10.4	→	7:	*10.6	↓	8:	*10.7	↗	9:	*10.6	→	10:	10.3	→	Serie	99.0	Total	99.0
1:	10.4	↗																																	
2:	*10.5	↓																																	
3:	10.0	→																																	
4:	10.2	↓																																	
5:	9.9	↓																																	
6:	10.4	→																																	
7:	*10.6	↓																																	
8:	*10.7	↗																																	
9:	*10.6	→																																	
10:	10.3	→																																	
Serie	99.0																																		
Total	99.0																																		

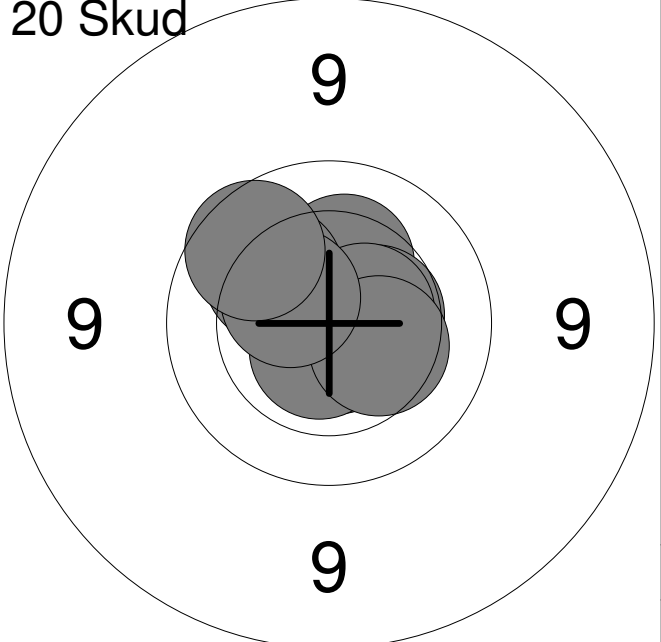
<p><b>20 Skud</b></p>	<table style="width:100%; border-collapse: collapse;"> <tr><td style="width:10%;">11:</td><td style="width:15%;">10.0</td><td style="width:10%; text-align: right;">↗</td></tr> <tr><td>12:</td><td>*10.6</td><td style="text-align: right;">↗</td></tr> <tr><td>13:</td><td>*10.5</td><td style="text-align: right;">↗</td></tr> <tr><td>14:</td><td>*10.7</td><td style="text-align: right;">↓</td></tr> <tr><td>15:</td><td>*10.6</td><td style="text-align: right;">→</td></tr> <tr><td>16:</td><td>*10.5</td><td style="text-align: right;">←</td></tr> <tr><td>17:</td><td>10.0</td><td style="text-align: right;">↗</td></tr> <tr><td>18:</td><td>10.0</td><td style="text-align: right;">←</td></tr> <tr><td>19:</td><td>*10.5</td><td style="text-align: right;">↗</td></tr> <tr><td>20:</td><td>*10.7</td><td style="text-align: right;">↓</td></tr> </table> <table border="1" style="width:100%; border-collapse: collapse; margin-top: 5px;"> <tr> <td style="width:80%;">Serie</td> <td style="text-align: right;">100.0</td> </tr> <tr> <td>Total</td> <td style="text-align: right;">199.0</td> </tr> </table>	11:	10.0	↗	12:	*10.6	↗	13:	*10.5	↗	14:	*10.7	↓	15:	*10.6	→	16:	*10.5	←	17:	10.0	↗	18:	10.0	←	19:	*10.5	↗	20:	*10.7	↓	Serie	100.0	Total	199.0
11:	10.0	↗																																	
12:	*10.6	↗																																	
13:	*10.5	↗																																	
14:	*10.7	↓																																	
15:	*10.6	→																																	
16:	*10.5	←																																	
17:	10.0	↗																																	
18:	10.0	←																																	
19:	*10.5	↗																																	
20:	*10.7	↓																																	
Serie	100.0																																		
Total	199.0																																		

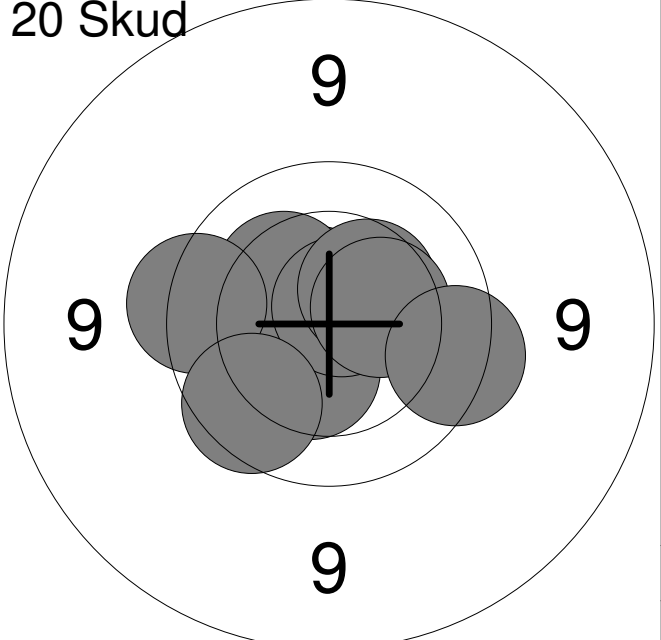
<p><b>Prøve</b></p> 	<table style="width:100%; border-collapse: collapse;"> <tr><td style="width:10%;">1:</td><td style="width:15%;">10.5</td><td style="width:10%; text-align: right;">↖</td></tr> <tr><td>2:</td><td>*10.6</td><td style="text-align: right;">↓</td></tr> <tr><td>3:</td><td>10.6</td><td style="text-align: right;">↗</td></tr> <tr><td>4:</td><td>*10.9</td><td style="text-align: right;">↑</td></tr> </table>	1:	10.5	↖	2:	*10.6	↓	3:	10.6	↗	4:	*10.9	↑
1:	10.5	↖											
2:	*10.6	↓											
3:	10.6	↗											
4:	*10.9	↑											
<table style="width:100%; border-collapse: collapse;"> <tr> <td style="width:45%;">Serie</td> <td style="width:55%; text-align: right;">40.0</td> </tr> <tr> <td>Total</td> <td style="text-align: right;">0.0</td> </tr> </table>		Serie	40.0	Total	0.0								
Serie	40.0												
Total	0.0												

<p><b>20 Skud</b></p> 	<table style="width:100%; border-collapse: collapse;"> <tr><td style="width:10%;">1:</td><td style="width:15%;">10.5</td><td style="width:10%; text-align: right;">↑</td></tr> <tr><td>2:</td><td>*10.7</td><td style="text-align: right;">→</td></tr> <tr><td>3:</td><td>10.6</td><td style="text-align: right;">←</td></tr> <tr><td>4:</td><td>10.4</td><td style="text-align: right;">→</td></tr> <tr><td>5:</td><td>10.5</td><td style="text-align: right;">↓</td></tr> <tr><td>6:</td><td>10.0</td><td style="text-align: right;">↙</td></tr> <tr><td>7:</td><td>*10.8</td><td style="text-align: right;">→</td></tr> <tr><td>8:</td><td>10.5</td><td style="text-align: right;">↗</td></tr> <tr><td>9:</td><td>10.3</td><td style="text-align: right;">↗</td></tr> <tr><td>10:</td><td>10.3</td><td style="text-align: right;">↗</td></tr> </table>	1:	10.5	↑	2:	*10.7	→	3:	10.6	←	4:	10.4	→	5:	10.5	↓	6:	10.0	↙	7:	*10.8	→	8:	10.5	↗	9:	10.3	↗	10:	10.3	↗
1:	10.5	↑																													
2:	*10.7	→																													
3:	10.6	←																													
4:	10.4	→																													
5:	10.5	↓																													
6:	10.0	↙																													
7:	*10.8	→																													
8:	10.5	↗																													
9:	10.3	↗																													
10:	10.3	↗																													
<table style="width:100%; border-collapse: collapse;"> <tr> <td style="width:45%;">Serie</td> <td style="width:55%; text-align: right;">100.0</td> </tr> <tr> <td>Total</td> <td style="text-align: right;">100.0</td> </tr> </table>		Serie	100.0	Total	100.0																										
Serie	100.0																														
Total	100.0																														

<p><b>20 Skud</b></p> 	<table style="width:100%; border-collapse: collapse;"> <tr><td style="width:10%;">11:</td><td style="width:15%;">*10.7</td><td style="width:10%; text-align: right;">↘</td></tr> <tr><td>12:</td><td>10.5</td><td style="text-align: right;">↙</td></tr> <tr><td>13:</td><td>10.5</td><td style="text-align: right;">←</td></tr> <tr><td>14:</td><td>9.4</td><td style="text-align: right;">↗</td></tr> <tr><td>15:</td><td>*10.6</td><td style="text-align: right;">↗</td></tr> <tr><td>16:</td><td>10.4</td><td style="text-align: right;">→</td></tr> <tr><td>17:</td><td>10.6</td><td style="text-align: right;">↗</td></tr> <tr><td>18:</td><td>*10.8</td><td style="text-align: right;">↘</td></tr> <tr><td>19:</td><td>*10.6</td><td style="text-align: right;">↘</td></tr> <tr><td>20:</td><td>*10.6</td><td style="text-align: right;">↘</td></tr> </table>	11:	*10.7	↘	12:	10.5	↙	13:	10.5	←	14:	9.4	↗	15:	*10.6	↗	16:	10.4	→	17:	10.6	↗	18:	*10.8	↘	19:	*10.6	↘	20:	*10.6	↘
11:	*10.7	↘																													
12:	10.5	↙																													
13:	10.5	←																													
14:	9.4	↗																													
15:	*10.6	↗																													
16:	10.4	→																													
17:	10.6	↗																													
18:	*10.8	↘																													
19:	*10.6	↘																													
20:	*10.6	↘																													
<table style="width:100%; border-collapse: collapse;"> <tr> <td style="width:45%;">Serie</td> <td style="width:55%; text-align: right;">99.0</td> </tr> <tr> <td>Total</td> <td style="text-align: right;">199.0</td> </tr> </table>		Serie	99.0	Total	199.0																										
Serie	99.0																														
Total	199.0																														

<p><b>Prøve</b></p> 	<table style="width:100%; border-collapse: collapse;"> <tr><td>1:</td><td>9.7</td><td>↓</td></tr> <tr><td>2:</td><td>9.2</td><td>↓</td></tr> <tr><td>3:</td><td>9.6</td><td>↓</td></tr> <tr><td>4:</td><td>9.8</td><td>↙</td></tr> <tr><td>5:</td><td>10.4</td><td>←</td></tr> <tr><td>6:</td><td>10.0</td><td>↙</td></tr> <tr><td>7:</td><td>10.3</td><td>↓</td></tr> <tr><td>8:</td><td>10.3</td><td>↗</td></tr> <tr><td>9:</td><td>10.5</td><td>↓</td></tr> <tr><td>10:</td><td>*10.7</td><td>↘</td></tr> </table> <table style="width:100%; border-collapse: collapse; margin-top: 5px;"> <tr> <td style="width:80%;">Serie</td> <td style="text-align: right;">96.0</td> </tr> <tr> <td>Total</td> <td style="text-align: right;">0.0</td> </tr> </table>	1:	9.7	↓	2:	9.2	↓	3:	9.6	↓	4:	9.8	↙	5:	10.4	←	6:	10.0	↙	7:	10.3	↓	8:	10.3	↗	9:	10.5	↓	10:	*10.7	↘	Serie	96.0	Total	0.0
1:	9.7	↓																																	
2:	9.2	↓																																	
3:	9.6	↓																																	
4:	9.8	↙																																	
5:	10.4	←																																	
6:	10.0	↙																																	
7:	10.3	↓																																	
8:	10.3	↗																																	
9:	10.5	↓																																	
10:	*10.7	↘																																	
Serie	96.0																																		
Total	0.0																																		

<p><b>20 Skud</b></p> 	<table style="width:100%; border-collapse: collapse;"> <tr><td>1:</td><td>*10.6</td><td>↗</td></tr> <tr><td>2:</td><td>10.3</td><td>↑</td></tr> <tr><td>3:</td><td>10.2</td><td>↗</td></tr> <tr><td>4:</td><td>*10.7</td><td>↓</td></tr> <tr><td>5:</td><td>10.4</td><td>→</td></tr> <tr><td>6:</td><td>*10.6</td><td>→</td></tr> <tr><td>7:</td><td>*10.7</td><td>↓</td></tr> <tr><td>8:</td><td>10.4</td><td>↓</td></tr> <tr><td>9:</td><td>10.4</td><td>↗</td></tr> <tr><td>10:</td><td>9.9</td><td>↗</td></tr> </table> <table style="width:100%; border-collapse: collapse; margin-top: 5px;"> <tr> <td style="width:80%;">Serie</td> <td style="text-align: right;">99.0</td> </tr> <tr> <td>Total</td> <td style="text-align: right;">99.0</td> </tr> </table>	1:	*10.6	↗	2:	10.3	↑	3:	10.2	↗	4:	*10.7	↓	5:	10.4	→	6:	*10.6	→	7:	*10.7	↓	8:	10.4	↓	9:	10.4	↗	10:	9.9	↗	Serie	99.0	Total	99.0
1:	*10.6	↗																																	
2:	10.3	↑																																	
3:	10.2	↗																																	
4:	*10.7	↓																																	
5:	10.4	→																																	
6:	*10.6	→																																	
7:	*10.7	↓																																	
8:	10.4	↓																																	
9:	10.4	↗																																	
10:	9.9	↗																																	
Serie	99.0																																		
Total	99.0																																		

<p><b>20 Skud</b></p> 	<table style="width:100%; border-collapse: collapse;"> <tr><td>11:</td><td>10.4</td><td>↘</td></tr> <tr><td>12:</td><td>*10.6</td><td>↗</td></tr> <tr><td>13:</td><td>10.3</td><td>↗</td></tr> <tr><td>14:</td><td>10.4</td><td>→</td></tr> <tr><td>15:</td><td>*10.7</td><td>↗</td></tr> <tr><td>16:</td><td>10.4</td><td>↗</td></tr> <tr><td>17:</td><td>10.4</td><td>→</td></tr> <tr><td>18:</td><td>9.7</td><td>←</td></tr> <tr><td>19:</td><td>9.7</td><td>→</td></tr> <tr><td>20:</td><td>9.8</td><td>↘</td></tr> </table> <table style="width:100%; border-collapse: collapse; margin-top: 5px;"> <tr> <td style="width:80%;">Serie</td> <td style="text-align: right;">97.0</td> </tr> <tr> <td>Total</td> <td style="text-align: right;">196.0</td> </tr> </table>	11:	10.4	↘	12:	*10.6	↗	13:	10.3	↗	14:	10.4	→	15:	*10.7	↗	16:	10.4	↗	17:	10.4	→	18:	9.7	←	19:	9.7	→	20:	9.8	↘	Serie	97.0	Total	196.0
11:	10.4	↘																																	
12:	*10.6	↗																																	
13:	10.3	↗																																	
14:	10.4	→																																	
15:	*10.7	↗																																	
16:	10.4	↗																																	
17:	10.4	→																																	
18:	9.7	←																																	
19:	9.7	→																																	
20:	9.8	↘																																	
Serie	97.0																																		
Total	196.0																																		



Hold  
**151**

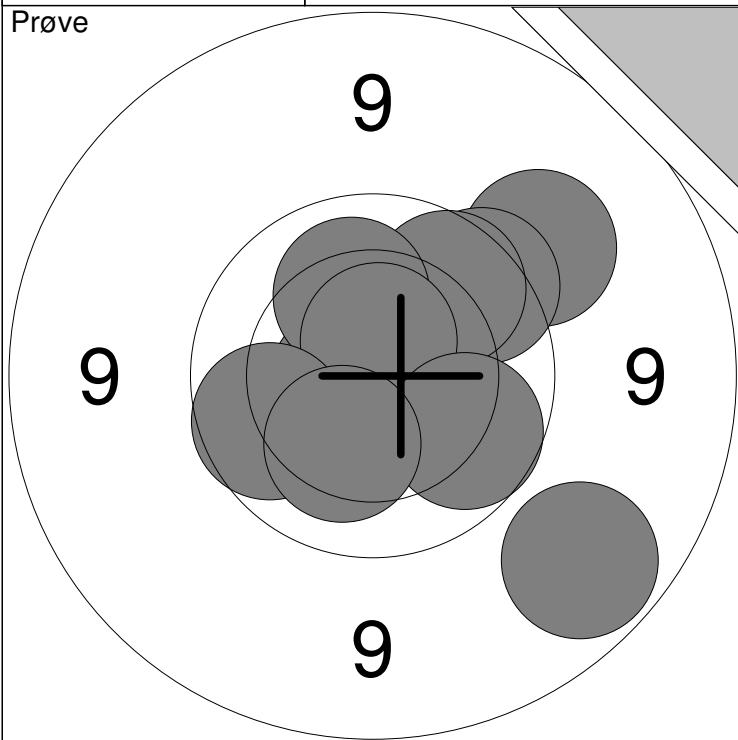
Skive  
**6**

**Charlotte Larsen**

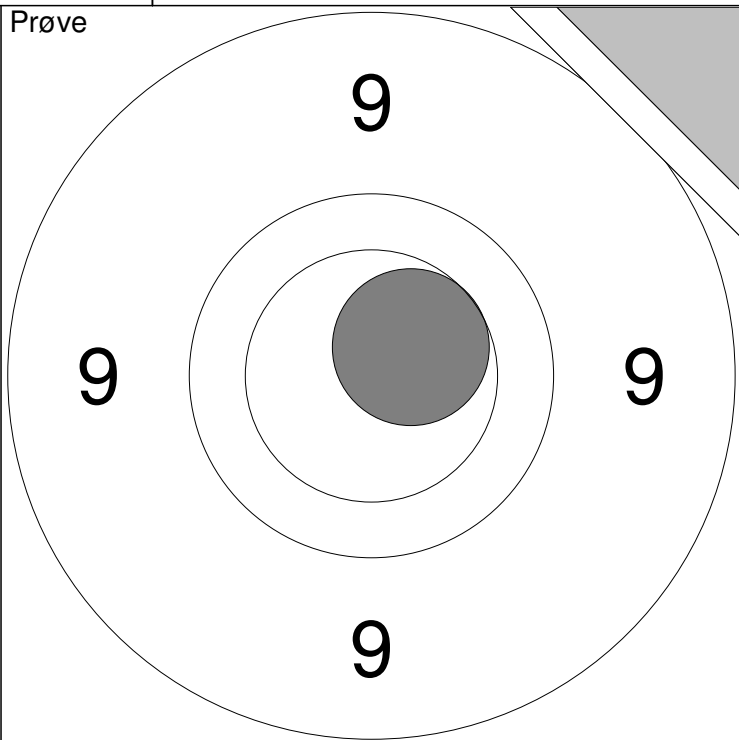
Vilsted Skf.

ÅK2

Prøve



Prøve



1: 9.0 ↘  
 2: 9.4 ↗  
 3: \*10.7 ←  
 4: 9.7 ↗  
 5: 9.9 ↗

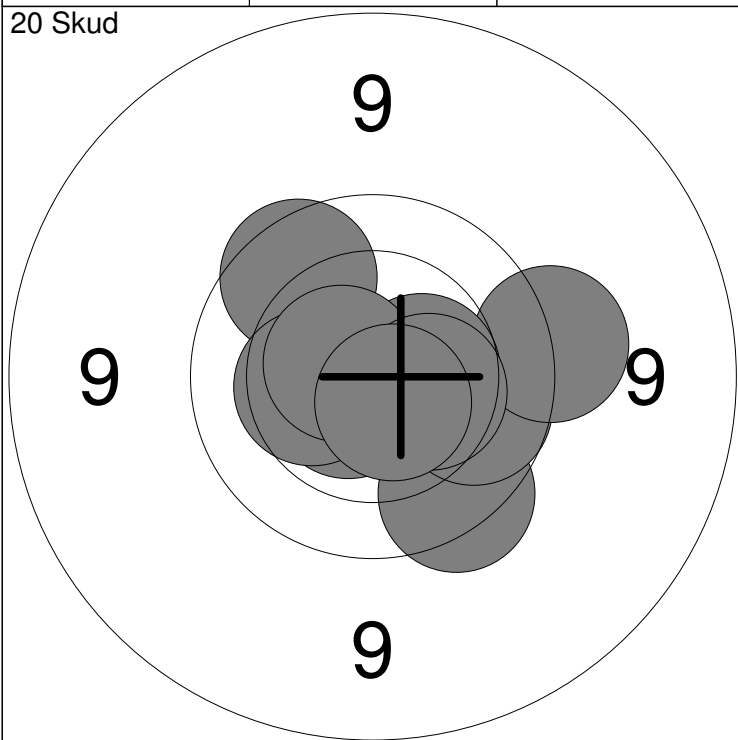
6: 10.1 ↑  
 7: \*10.6 ↑  
 8: 9.9 ←  
 9: 9.9 ↘  
 10: 10.2 ↓

Serie 94.0  
 Total 0.0

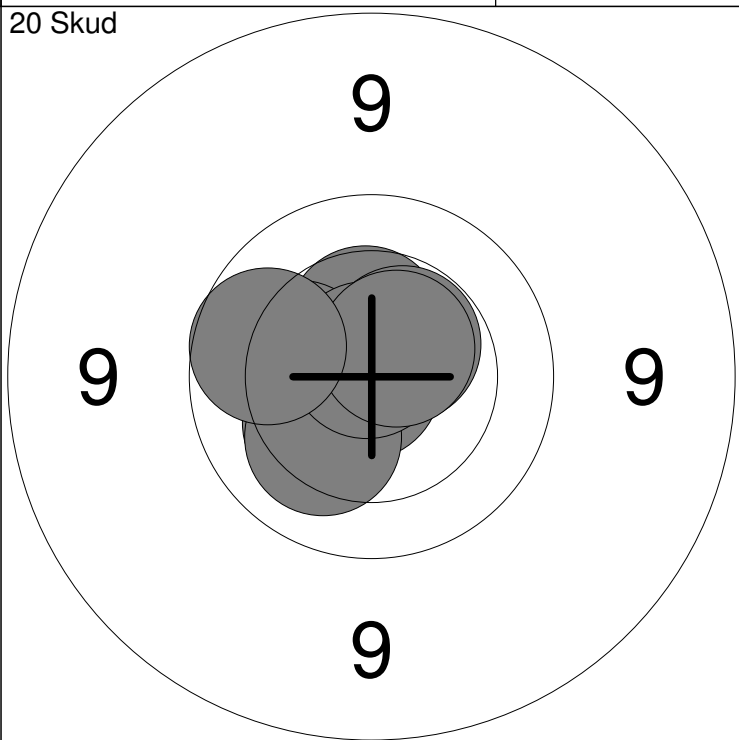
11: 10.5 ↗

Serie 10.0  
 Total 0.0

20 Skud



20 Skud



1: 9.8 ↗  
 2: 9.7 ↘  
 3: \*10.6 ↘  
 4: 10.4 ←  
 5: 9.9 ↘

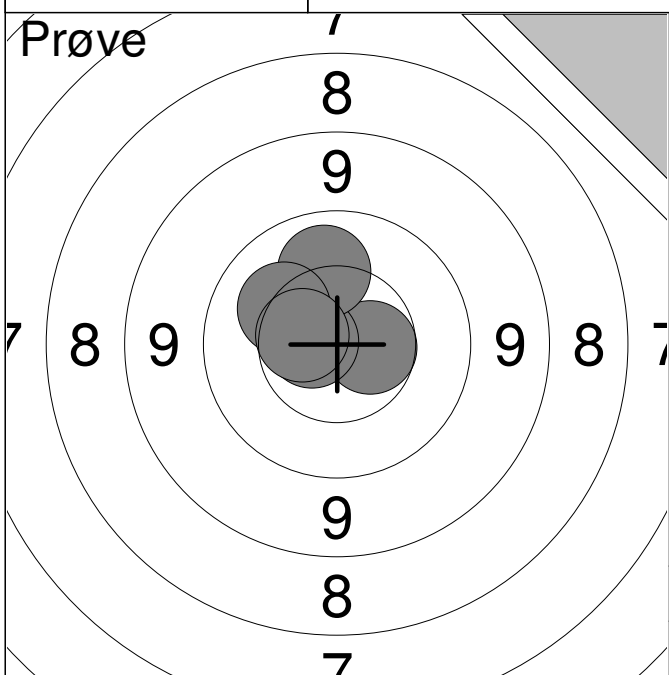
6: 9.5 →  
 7: 10.5 →  
 8: \*10.6 ←  
 9: 10.4 →  
 10: \*10.6 ↓

Serie 96.0  
 Total 96.0

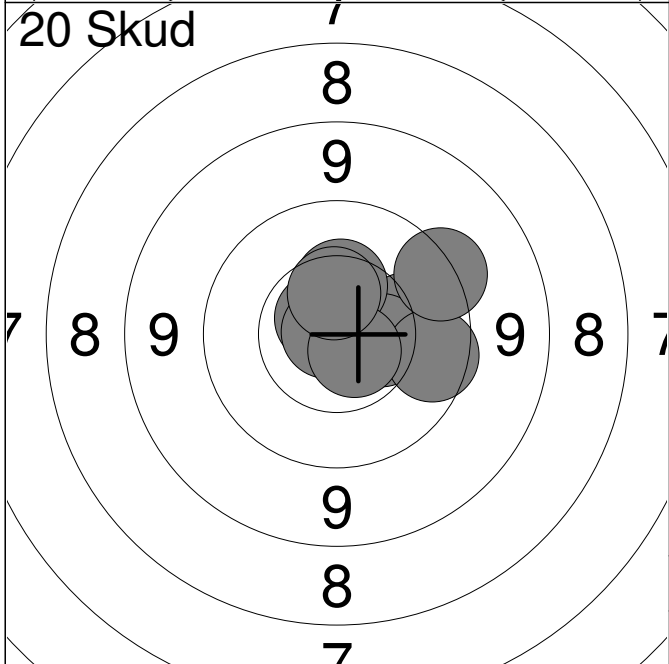
11: \*10.7 ↑  
 12: 10.4 ↑  
 13: 10.2 ←  
 14: \*10.8 ←  
 15: 10.3 ↘

16: 10.2 ↘  
 17: \*10.5 ↗  
 18: \*10.8 ↑  
 19: \*10.6 ↗  
 20: 9.9 ←

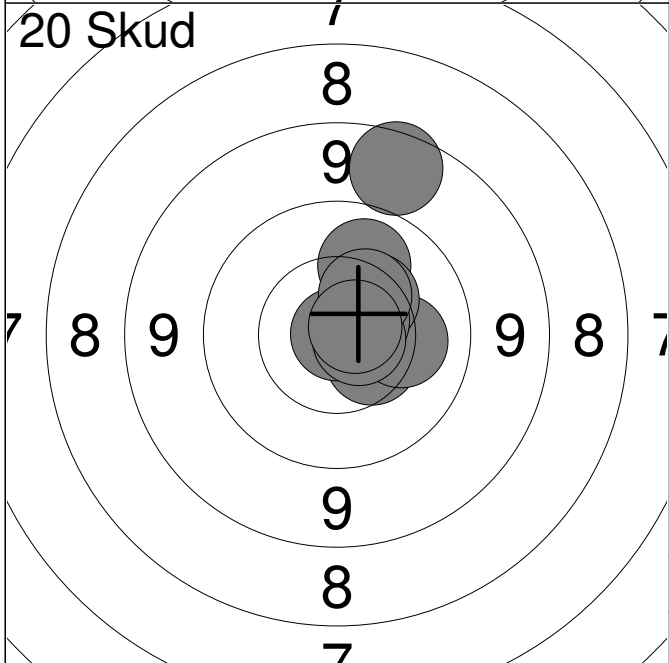
Serie 99.0  
 Total 195.0



1:	10.6	→
2:	10.6	←
3:	*10.7	←
4:	10.1	↑
5:	10.2	↗
6:	10.5	←
<b>Serie</b>		<b>60.0</b>
<b>Total</b>		<b>0.0</b>



1:	10.1	→
2:	*10.8	↗
3:	10.4	→
4:	*10.7	↗
5:	9.8	→
6:	*10.8	←
7:	10.4	↑
8:	*10.7	↘
9:	10.5	↑
10:	9.5	↗
<b>Serie</b>		<b>98.0</b>
<b>Total</b>		<b>98.0</b>



11:	10.5	↘
12:	*10.9	↑
13:	10.1	↑
14:	10.2	→
15:	10.4	↗
16:	*10.6	↗
17:	*10.7	→
18:	10.4	↗
19:	8.8	↑
20:	*10.7	↗
<b>Serie</b>		<b>98.0</b>
<b>Total</b>		<b>196.0</b>

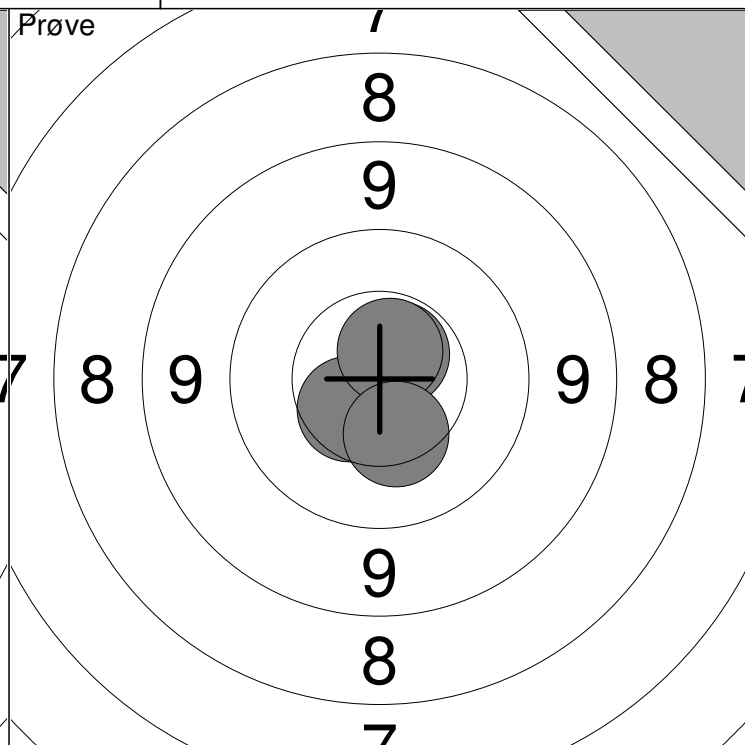
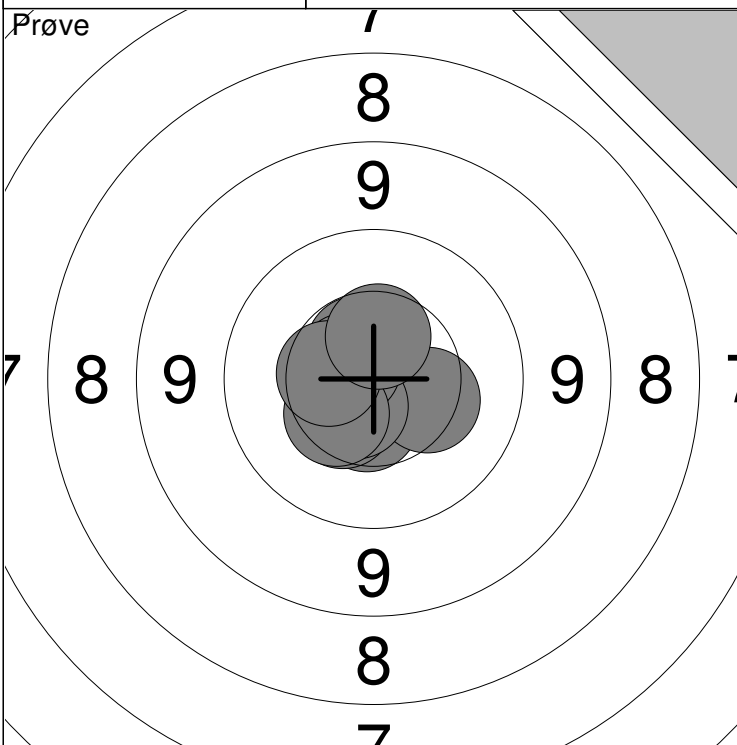
Hold  
151

Skive  
8

# Tobias Engberg Hansen

Vilsted Skf.

MB1



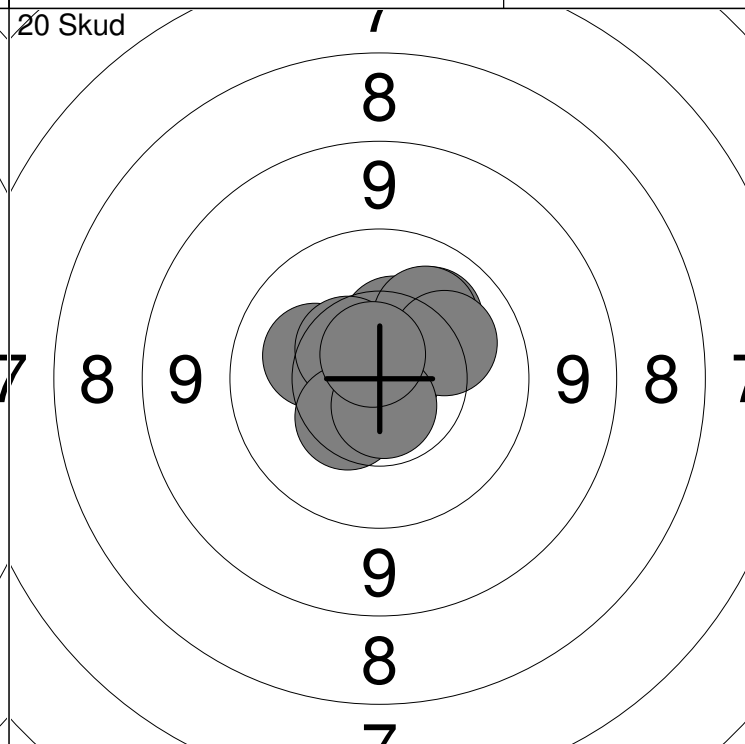
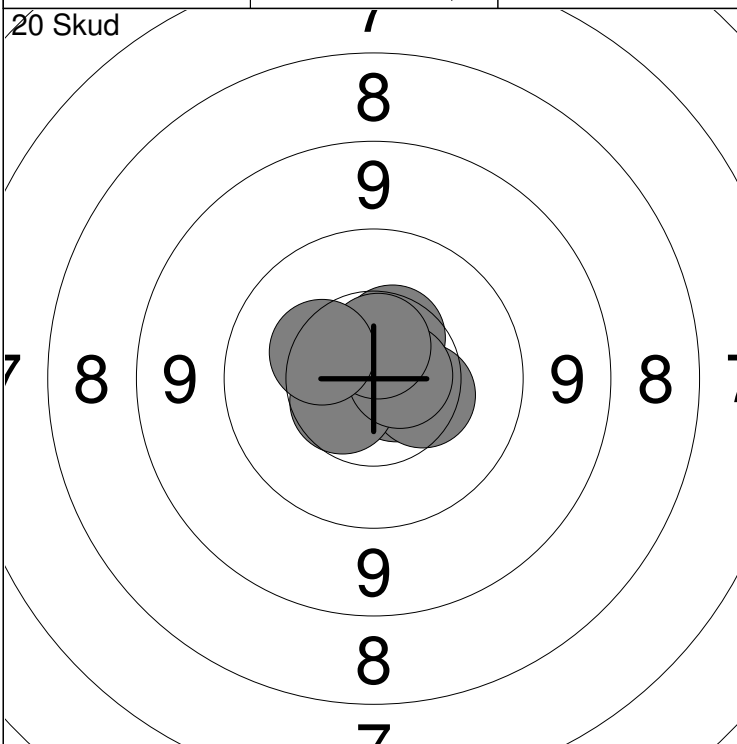
1: \*10.6 ↗  
2: 10.5 ↓  
3: \*10.8 ↑  
4: 10.4 →  
5: 10.5 ↙

6: \*10.6 ↘  
7: \*10.7 ↖  
8: 10.4 ↘  
9: 10.5 ←  
10: 10.5 ↑

Serie 100.0  
Total 0.0

11: 10.5 ↙  
12: \*10.6 ↗  
13: \*10.6 ↑  
14: 10.4 ↓

Serie 40.0  
Total 0.0



1: \*10.6 ←  
2: \*10.7 →  
3: 10.4 →  
4: \*10.8 ↑  
5: \*10.7 ←

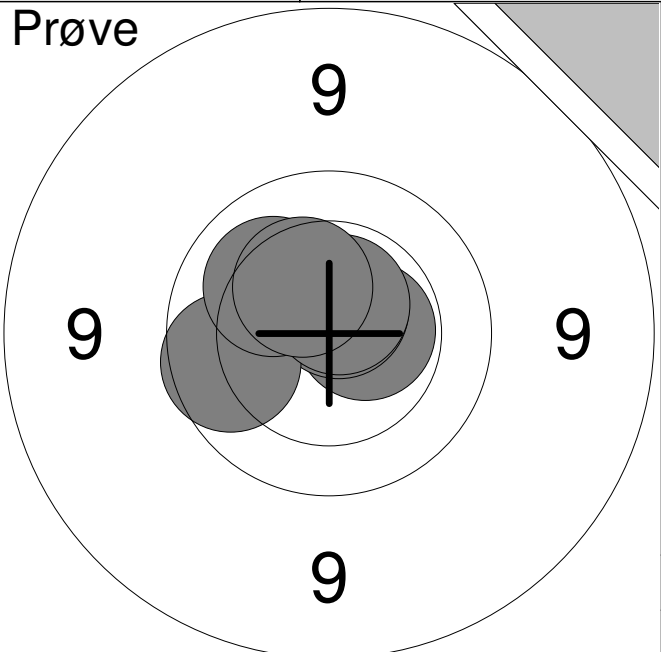
6: 10.6 ↙  
7: 10.5 ↑  
8: \*10.7 →  
9: \*10.6 ↑  
10: 10.4 ↖

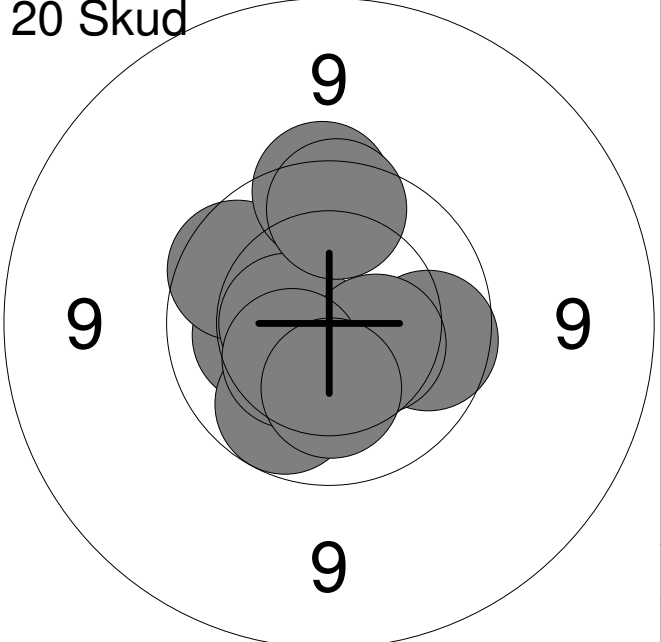
Serie 100.0  
Total 100.0

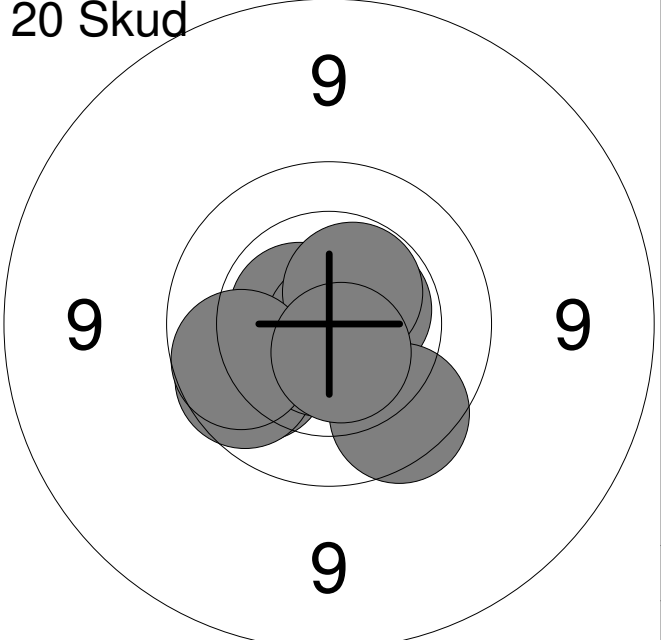
11: 10.4 ↑  
12: 10.2 ↖  
13: 10.1 ↗  
14: \*10.8 ↗  
15: 10.2 ↗

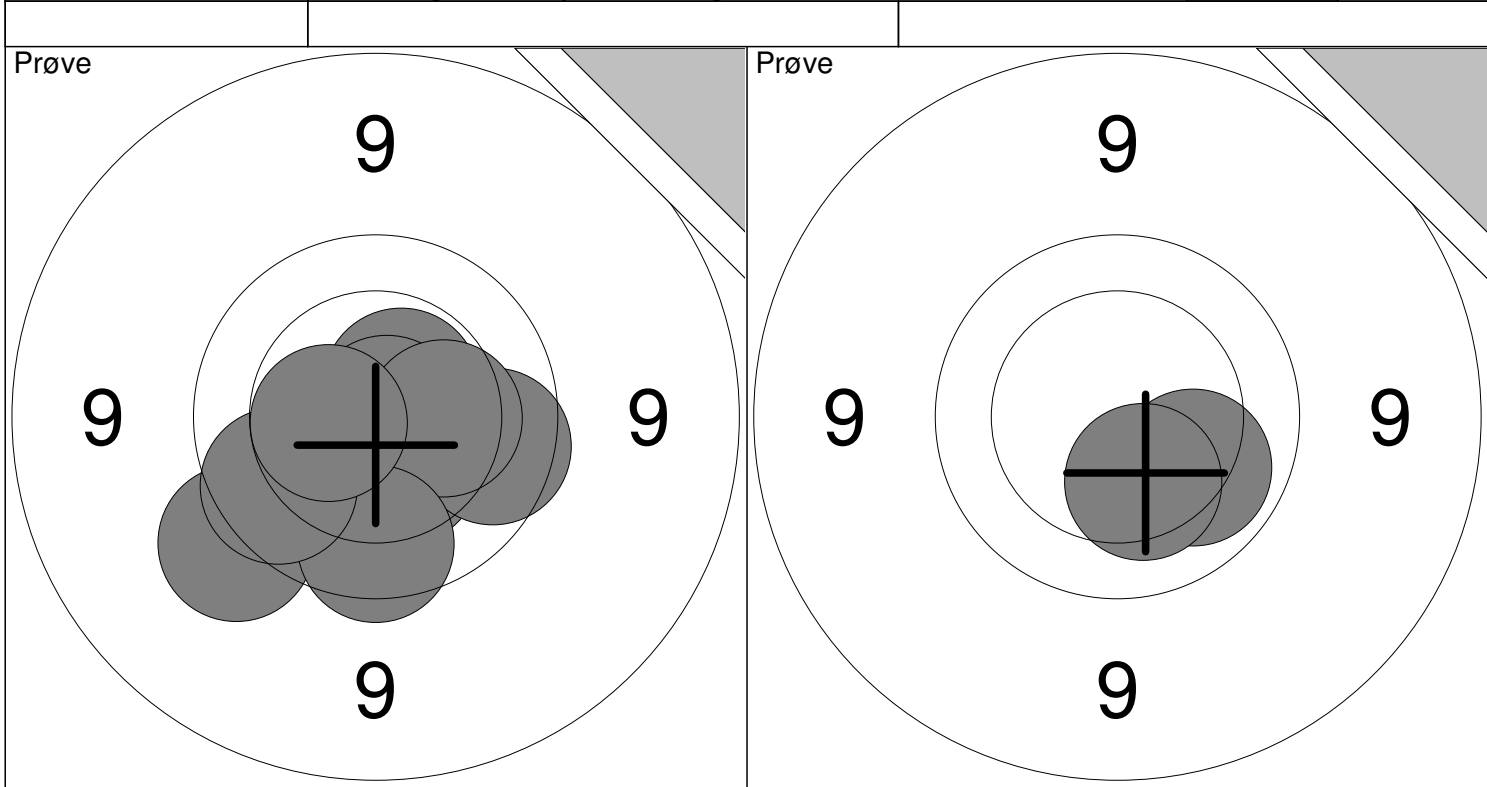
16: 10.5 ↖  
17: 10.4 ↘  
18: 10.2 ↗  
19: \*10.7 ↓  
20: \*10.7 ↑

Serie 100.0  
Total 200.0

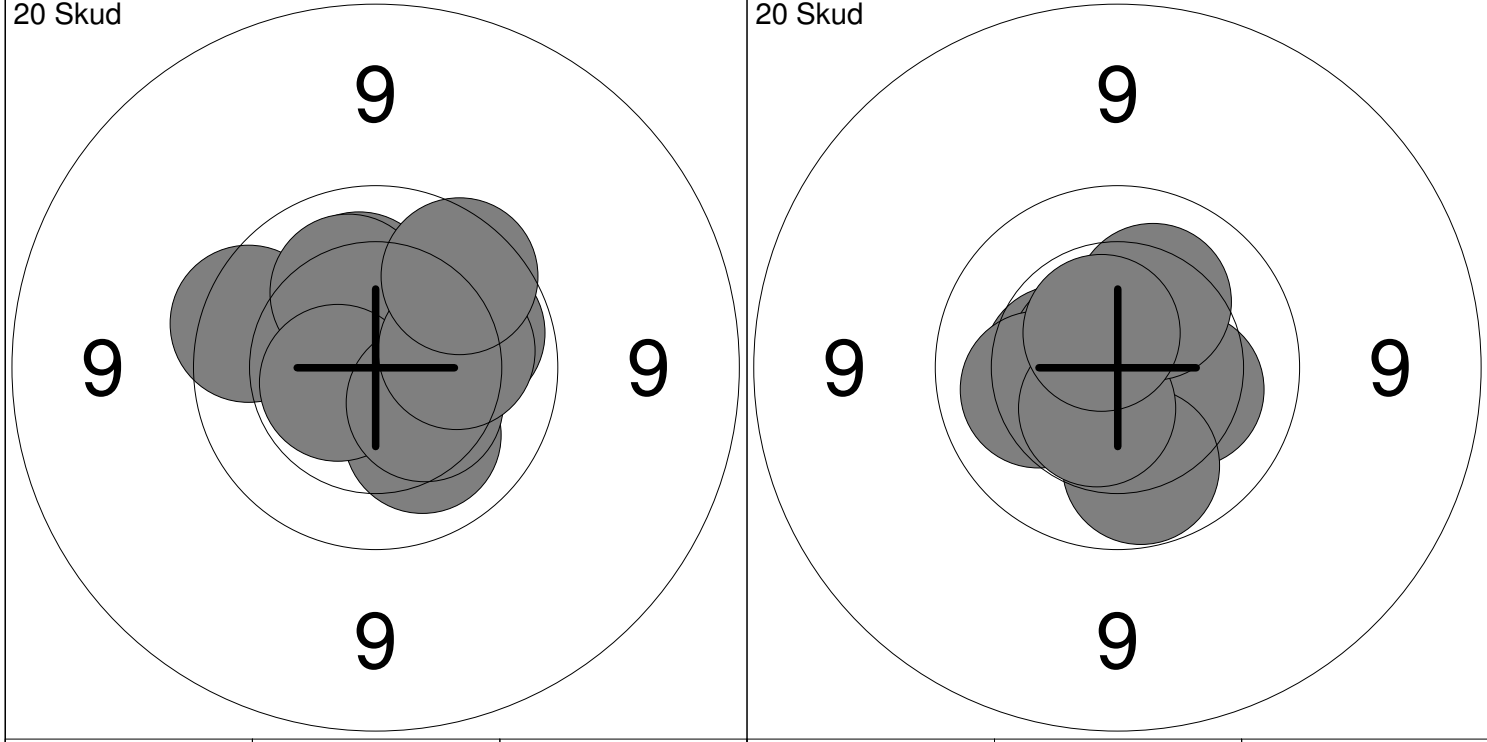
<p><b>Prøve</b></p> 	<table style="width:100%; border-collapse: collapse;"> <tr><td style="width:10%;">1:</td><td style="width:15%;">10.4</td><td style="width:10%; text-align: center;">↗</td></tr> <tr><td>2:</td><td>*10.6</td><td style="text-align: center;">→</td></tr> <tr><td>3:</td><td>*10.7</td><td style="text-align: center;">↗</td></tr> <tr><td>4:</td><td>9.9</td><td style="text-align: center;">↖</td></tr> <tr><td>5:</td><td>*10.6</td><td style="text-align: center;">↗</td></tr> <tr><td>6:</td><td>10.2</td><td style="text-align: center;">↗</td></tr> <tr><td>7:</td><td>10.4</td><td style="text-align: center;">↗</td></tr> </table>	1:	10.4	↗	2:	*10.6	→	3:	*10.7	↗	4:	9.9	↖	5:	*10.6	↗	6:	10.2	↗	7:	10.4	↗
1:	10.4	↗																				
2:	*10.6	→																				
3:	*10.7	↗																				
4:	9.9	↖																				
5:	*10.6	↗																				
6:	10.2	↗																				
7:	10.4	↗																				
<table style="width:100%; border-collapse: collapse;"> <tr> <td style="width:90%;">Serie</td> <td style="text-align: right;">69.0</td> </tr> <tr> <td>Total</td> <td style="text-align: right;">0.0</td> </tr> </table>		Serie	69.0	Total	0.0																	
Serie	69.0																					
Total	0.0																					

<p><b>20 Skud</b></p> 	<table style="width:100%; border-collapse: collapse;"> <tr><td style="width:10%;">1:</td><td style="width:15%;">10.2</td><td style="width:10%; text-align: center;">↖</td></tr> <tr><td>2:</td><td>9.9</td><td style="text-align: center;">↗</td></tr> <tr><td>3:</td><td>*10.5</td><td style="text-align: center;">↖</td></tr> <tr><td>4:</td><td>9.7</td><td style="text-align: center;">↗</td></tr> <tr><td>5:</td><td>9.8</td><td style="text-align: center;">↗</td></tr> <tr><td>6:</td><td>9.9</td><td style="text-align: center;">→</td></tr> <tr><td>7:</td><td>10.4</td><td style="text-align: center;">→</td></tr> <tr><td>8:</td><td>10.0</td><td style="text-align: center;">↘</td></tr> <tr><td>9:</td><td>10.4</td><td style="text-align: center;">↘</td></tr> <tr><td>10:</td><td>10.3</td><td style="text-align: center;">↓</td></tr> </table>	1:	10.2	↖	2:	9.9	↗	3:	*10.5	↖	4:	9.7	↗	5:	9.8	↗	6:	9.9	→	7:	10.4	→	8:	10.0	↘	9:	10.4	↘	10:	10.3	↓
1:	10.2	↖																													
2:	9.9	↗																													
3:	*10.5	↖																													
4:	9.7	↗																													
5:	9.8	↗																													
6:	9.9	→																													
7:	10.4	→																													
8:	10.0	↘																													
9:	10.4	↘																													
10:	10.3	↓																													
<table style="width:100%; border-collapse: collapse;"> <tr> <td style="width:90%;">Serie</td> <td style="text-align: right;">96.0</td> </tr> <tr> <td>Total</td> <td style="text-align: right;">96.0</td> </tr> </table>		Serie	96.0	Total	96.0																										
Serie	96.0																														
Total	96.0																														

<p><b>20 Skud</b></p> 	<table style="width:100%; border-collapse: collapse;"> <tr><td style="width:10%;">11:</td><td style="width:15%;">10.0</td><td style="width:10%; text-align: center;">↖</td></tr> <tr><td>12:</td><td>*10.6</td><td style="text-align: center;">→</td></tr> <tr><td>13:</td><td>9.9</td><td style="text-align: center;">↖</td></tr> <tr><td>14:</td><td>*10.6</td><td style="text-align: center;">↗</td></tr> <tr><td>15:</td><td>9.8</td><td style="text-align: center;">↘</td></tr> <tr><td>16:</td><td>*10.7</td><td style="text-align: center;">↘</td></tr> <tr><td>17:</td><td>*10.9</td><td style="text-align: center;">↘</td></tr> <tr><td>18:</td><td>*10.5</td><td style="text-align: center;">↗</td></tr> <tr><td>19:</td><td>9.9</td><td style="text-align: center;">↖</td></tr> <tr><td>20:</td><td>*10.6</td><td style="text-align: center;">↓</td></tr> </table>	11:	10.0	↖	12:	*10.6	→	13:	9.9	↖	14:	*10.6	↗	15:	9.8	↘	16:	*10.7	↘	17:	*10.9	↘	18:	*10.5	↗	19:	9.9	↖	20:	*10.6	↓
11:	10.0	↖																													
12:	*10.6	→																													
13:	9.9	↖																													
14:	*10.6	↗																													
15:	9.8	↘																													
16:	*10.7	↘																													
17:	*10.9	↘																													
18:	*10.5	↗																													
19:	9.9	↖																													
20:	*10.6	↓																													
<table style="width:100%; border-collapse: collapse;"> <tr> <td style="width:90%;">Serie</td> <td style="text-align: right;">97.0</td> </tr> <tr> <td>Total</td> <td style="text-align: right;">193.0</td> </tr> </table>		Serie	97.0	Total	193.0																										
Serie	97.0																														
Total	193.0																														



1: 10.4 ↘	6: 9.5 ↙							
2: 9.9 ↙	7: 10.3 →	Serie	95.0	11: 10.1 ↘	Serie			20.0
3: *10.6 ↗	8: 9.8 ↓		Total					0.0
4: *10.8 →	9: 9.9 ↙	Total			0.0	Total		
5: 9.9 →	10: *10.5 ←			Total				

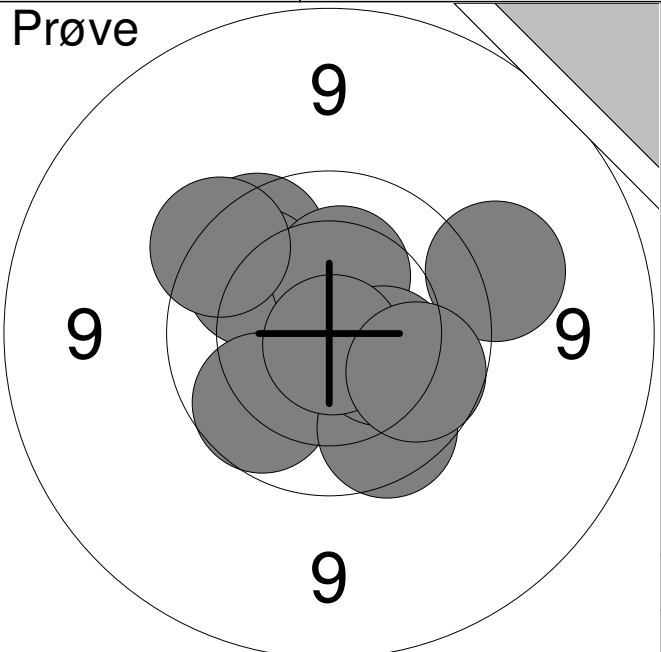


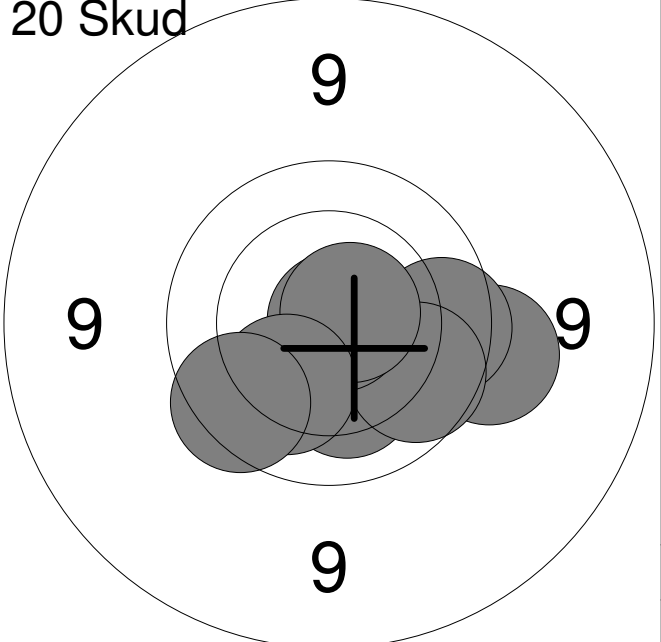
1: 10.0 →	6: 10.2 ↗							
2: *10.6 ↖	7: *10.6 ↖	Serie	98.0	11: *10.6 ↖	16: 10.2 ↖	Serie		100.0
3: 10.2 ↘	8: 10.4 ↘		Total		98.0			12: 10.4 ↖
4: 10.2 ↗	9: 10.1 →	Total			98.0	13: *10.7 ↖	18: *10.5 ↘	Total
5: 9.8 ↖	10: 9.8 ↗			Total		98.0	14: *10.6 ↖	
		Total				98.0	15: 10.3 →	20: *10.6 ↗

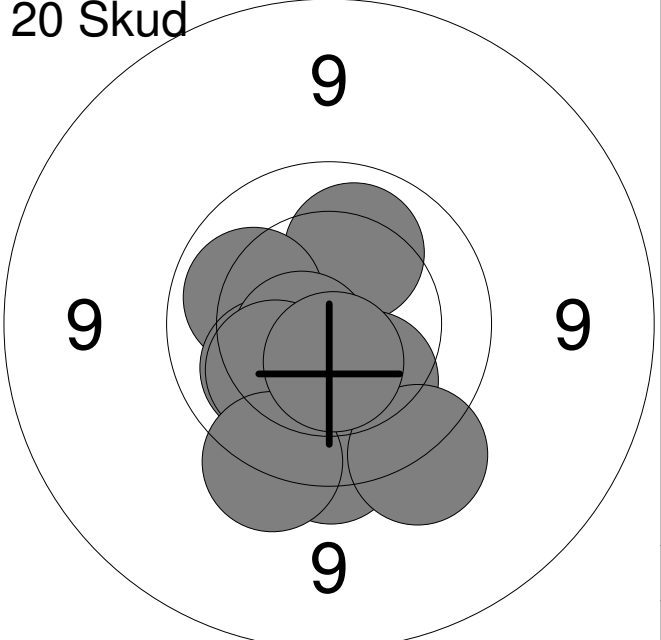
<p><b>Prøve</b></p>	<table style="width:100%; border-collapse: collapse;"> <tr><td style="width:10%;">1:</td><td style="width:15%;">*10.7</td><td style="width:10%; text-align: center;">↘</td></tr> <tr><td>2:</td><td>*10.9</td><td style="text-align: center;">↑</td></tr> <tr><td>3:</td><td>10.3</td><td style="text-align: center;">↗</td></tr> <tr><td>4:</td><td>10.3</td><td style="text-align: center;">↘</td></tr> <tr><td>5:</td><td>10.2</td><td style="text-align: center;">↗</td></tr> <tr><td>6:</td><td>10.2</td><td style="text-align: center;">↘</td></tr> <tr><td>7:</td><td>*10.7</td><td style="text-align: center;">↗</td></tr> </table>	1:	*10.7	↘	2:	*10.9	↑	3:	10.3	↗	4:	10.3	↘	5:	10.2	↗	6:	10.2	↘	7:	*10.7	↗
1:	*10.7	↘																				
2:	*10.9	↑																				
3:	10.3	↗																				
4:	10.3	↘																				
5:	10.2	↗																				
6:	10.2	↘																				
7:	*10.7	↗																				
	<table style="width:100%; border-collapse: collapse;"> <tr> <td style="width:10%;">Serie</td> <td style="width:80%;"></td> <td style="width:10%; text-align: right;">70.0</td> </tr> <tr> <td>Total</td> <td></td> <td style="text-align: right;">0.0</td> </tr> </table>	Serie		70.0	Total		0.0															
Serie		70.0																				
Total		0.0																				

<p><b>20 Skud</b></p>	<table style="width:100%; border-collapse: collapse;"> <tr><td style="width:10%;">1:</td><td style="width:15%;">*10.6</td><td style="width:10%; text-align: center;">↘</td></tr> <tr><td>2:</td><td>9.6</td><td style="text-align: center;">←</td></tr> <tr><td>3:</td><td>10.2</td><td style="text-align: center;">↗</td></tr> <tr><td>4:</td><td>*10.5</td><td style="text-align: center;">↘</td></tr> <tr><td>5:</td><td>10.3</td><td style="text-align: center;">↘</td></tr> <tr><td>6:</td><td>*10.8</td><td style="text-align: center;">↘</td></tr> <tr><td>7:</td><td>10.2</td><td style="text-align: center;">↘</td></tr> <tr><td>8:</td><td>*10.6</td><td style="text-align: center;">←</td></tr> <tr><td>9:</td><td>10.3</td><td style="text-align: center;">↘</td></tr> <tr><td>10:</td><td>10.1</td><td style="text-align: center;">↘</td></tr> </table>	1:	*10.6	↘	2:	9.6	←	3:	10.2	↗	4:	*10.5	↘	5:	10.3	↘	6:	*10.8	↘	7:	10.2	↘	8:	*10.6	←	9:	10.3	↘	10:	10.1	↘
1:	*10.6	↘																													
2:	9.6	←																													
3:	10.2	↗																													
4:	*10.5	↘																													
5:	10.3	↘																													
6:	*10.8	↘																													
7:	10.2	↘																													
8:	*10.6	←																													
9:	10.3	↘																													
10:	10.1	↘																													
	<table style="width:100%; border-collapse: collapse;"> <tr> <td style="width:10%;">Serie</td> <td style="width:80%;"></td> <td style="width:10%; text-align: right;">99.0</td> </tr> <tr> <td>Total</td> <td></td> <td style="text-align: right;">99.0</td> </tr> </table>	Serie		99.0	Total		99.0																								
Serie		99.0																													
Total		99.0																													

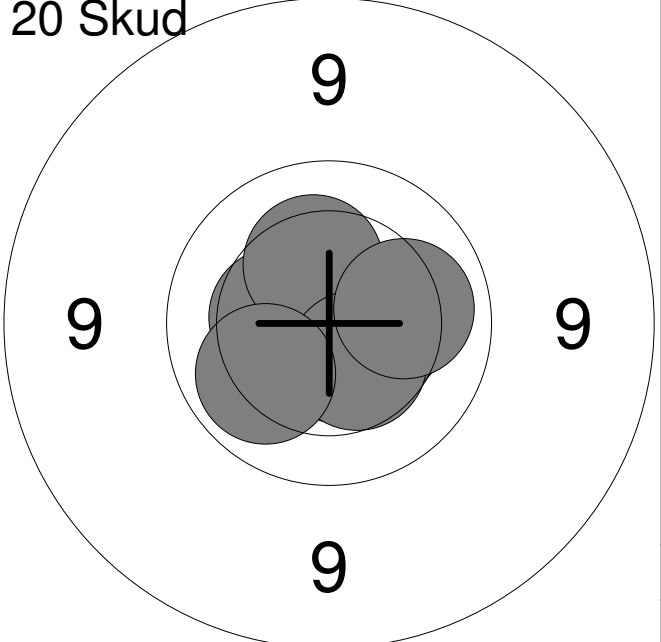
<p><b>20 Skud</b></p>	<table style="width:100%; border-collapse: collapse;"> <tr><td style="width:10%;">11:</td><td style="width:15%;">*10.5</td><td style="width:10%; text-align: center;">↗</td></tr> <tr><td>12:</td><td>9.9</td><td style="text-align: center;">↘</td></tr> <tr><td>13:</td><td>9.8</td><td style="text-align: center;">↗</td></tr> <tr><td>14:</td><td>10.4</td><td style="text-align: center;">↗</td></tr> <tr><td>15:</td><td>10.3</td><td style="text-align: center;">↗</td></tr> <tr><td>16:</td><td>10.5</td><td style="text-align: center;">←</td></tr> <tr><td>17:</td><td>10.3</td><td style="text-align: center;">↗</td></tr> <tr><td>18:</td><td>10.3</td><td style="text-align: center;">→</td></tr> <tr><td>19:</td><td>10.4</td><td style="text-align: center;">↗</td></tr> <tr><td>20:</td><td>10.2</td><td style="text-align: center;">↘</td></tr> </table>	11:	*10.5	↗	12:	9.9	↘	13:	9.8	↗	14:	10.4	↗	15:	10.3	↗	16:	10.5	←	17:	10.3	↗	18:	10.3	→	19:	10.4	↗	20:	10.2	↘
11:	*10.5	↗																													
12:	9.9	↘																													
13:	9.8	↗																													
14:	10.4	↗																													
15:	10.3	↗																													
16:	10.5	←																													
17:	10.3	↗																													
18:	10.3	→																													
19:	10.4	↗																													
20:	10.2	↘																													
	<table style="width:100%; border-collapse: collapse;"> <tr> <td style="width:10%;">Serie</td> <td style="width:80%;"></td> <td style="width:10%; text-align: right;">98.0</td> </tr> <tr> <td>Total</td> <td></td> <td style="text-align: right;">197.0</td> </tr> </table>	Serie		98.0	Total		197.0																								
Serie		98.0																													
Total		197.0																													

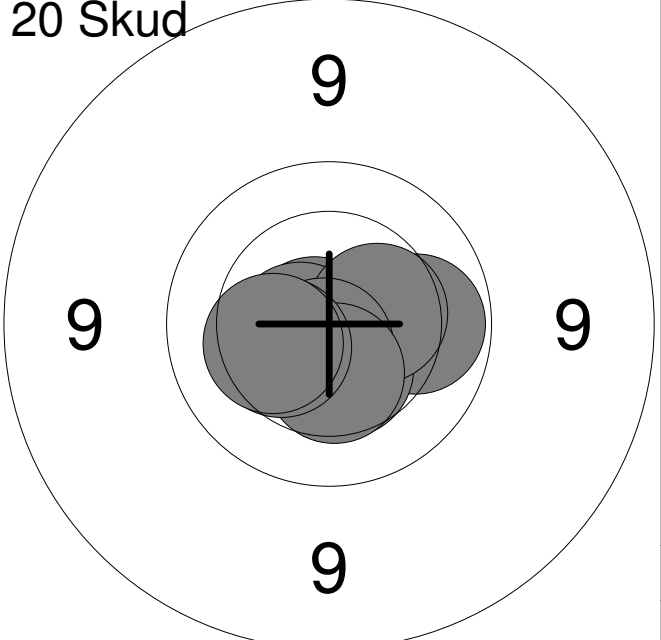
<p><b>Prøve</b></p> 	<table style="width:100%; border-collapse: collapse;"> <tr><td style="text-align: right;">1:</td><td style="text-align: right;">9.8</td><td style="text-align: right;">↗</td></tr> <tr><td style="text-align: right;">2:</td><td style="text-align: right;">10.0</td><td style="text-align: right;">↗</td></tr> <tr><td style="text-align: right;">3:</td><td style="text-align: right;">10.3</td><td style="text-align: right;">↗</td></tr> <tr><td style="text-align: right;">4:</td><td style="text-align: right;">9.7</td><td style="text-align: right;">↗</td></tr> <tr><td style="text-align: right;">5:</td><td style="text-align: right;">9.4</td><td style="text-align: right;">→</td></tr> <tr><td style="text-align: right;">6:</td><td style="text-align: right;">9.9</td><td style="text-align: right;">↘</td></tr> <tr><td style="text-align: right;">7:</td><td style="text-align: right;">9.8</td><td style="text-align: right;">↘</td></tr> <tr><td style="text-align: right;">8:</td><td style="text-align: right;">10.3</td><td style="text-align: right;">↘</td></tr> <tr><td style="text-align: right;">9:</td><td style="text-align: right;">*10.8</td><td style="text-align: right;">↘</td></tr> <tr><td style="text-align: right;">10:</td><td style="text-align: right;">9.9</td><td style="text-align: right;">↘</td></tr> <tr><td colspan="2">Serie</td><td style="text-align: right;">94.0</td></tr> <tr><td colspan="2">Total</td><td style="text-align: right;">0.0</td></tr> </table>	1:	9.8	↗	2:	10.0	↗	3:	10.3	↗	4:	9.7	↗	5:	9.4	→	6:	9.9	↘	7:	9.8	↘	8:	10.3	↘	9:	*10.8	↘	10:	9.9	↘	Serie		94.0	Total		0.0
1:	9.8	↗																																			
2:	10.0	↗																																			
3:	10.3	↗																																			
4:	9.7	↗																																			
5:	9.4	→																																			
6:	9.9	↘																																			
7:	9.8	↘																																			
8:	10.3	↘																																			
9:	*10.8	↘																																			
10:	9.9	↘																																			
Serie		94.0																																			
Total		0.0																																			

<p><b>20 Skud</b></p> 	<table style="width:100%; border-collapse: collapse;"> <tr><td style="text-align: right;">1:</td><td style="text-align: right;">9.5</td><td style="text-align: right;">→</td></tr> <tr><td style="text-align: right;">2:</td><td style="text-align: right;">10.1</td><td style="text-align: right;">→</td></tr> <tr><td style="text-align: right;">3:</td><td style="text-align: right;">9.8</td><td style="text-align: right;">→</td></tr> <tr><td style="text-align: right;">4:</td><td style="text-align: right;">10.4</td><td style="text-align: right;">↘</td></tr> <tr><td style="text-align: right;">5:</td><td style="text-align: right;">10.2</td><td style="text-align: right;">↘</td></tr> <tr><td style="text-align: right;">6:</td><td style="text-align: right;">9.9</td><td style="text-align: right;">↘</td></tr> <tr><td style="text-align: right;">7:</td><td style="text-align: right;">*10.9</td><td style="text-align: right;">→</td></tr> <tr><td style="text-align: right;">8:</td><td style="text-align: right;">*10.7</td><td style="text-align: right;">↗</td></tr> <tr><td style="text-align: right;">9:</td><td style="text-align: right;">10.1</td><td style="text-align: right;">↘</td></tr> <tr><td style="text-align: right;">10:</td><td style="text-align: right;">9.8</td><td style="text-align: right;">↘</td></tr> <tr><td colspan="2">Serie</td><td style="text-align: right;">96.0</td></tr> <tr><td colspan="2">Total</td><td style="text-align: right;">96.0</td></tr> </table>	1:	9.5	→	2:	10.1	→	3:	9.8	→	4:	10.4	↘	5:	10.2	↘	6:	9.9	↘	7:	*10.9	→	8:	*10.7	↗	9:	10.1	↘	10:	9.8	↘	Serie		96.0	Total		96.0
1:	9.5	→																																			
2:	10.1	→																																			
3:	9.8	→																																			
4:	10.4	↘																																			
5:	10.2	↘																																			
6:	9.9	↘																																			
7:	*10.9	→																																			
8:	*10.7	↗																																			
9:	10.1	↘																																			
10:	9.8	↘																																			
Serie		96.0																																			
Total		96.0																																			

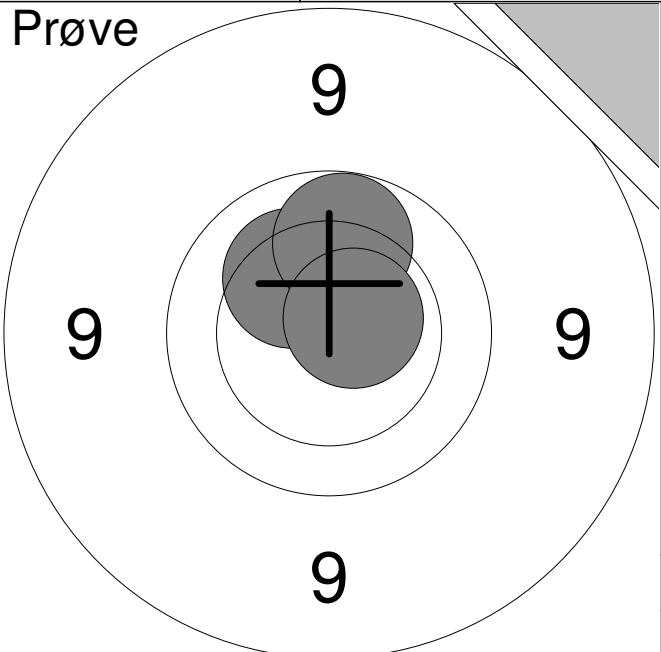
<p><b>20 Skud</b></p> 	<table style="width:100%; border-collapse: collapse;"> <tr><td style="text-align: right;">11:</td><td style="text-align: right;">10.1</td><td style="text-align: right;">↗</td></tr> <tr><td style="text-align: right;">12:</td><td style="text-align: right;">10.2</td><td style="text-align: right;">↘</td></tr> <tr><td style="text-align: right;">13:</td><td style="text-align: right;">10.1</td><td style="text-align: right;">↗</td></tr> <tr><td style="text-align: right;">14:</td><td style="text-align: right;">10.2</td><td style="text-align: right;">↘</td></tr> <tr><td style="text-align: right;">15:</td><td style="text-align: right;">*10.6</td><td style="text-align: right;">↘</td></tr> <tr><td style="text-align: right;">16:</td><td style="text-align: right;">9.7</td><td style="text-align: right;">↘</td></tr> <tr><td style="text-align: right;">17:</td><td style="text-align: right;">9.5</td><td style="text-align: right;">↘</td></tr> <tr><td style="text-align: right;">18:</td><td style="text-align: right;">10.2</td><td style="text-align: right;">↘</td></tr> <tr><td style="text-align: right;">19:</td><td style="text-align: right;">9.6</td><td style="text-align: right;">↘</td></tr> <tr><td style="text-align: right;">20:</td><td style="text-align: right;">*10.5</td><td style="text-align: right;">↘</td></tr> <tr><td colspan="2">Serie</td><td style="text-align: right;">97.0</td></tr> <tr><td colspan="2">Total</td><td style="text-align: right;">193.0</td></tr> </table>	11:	10.1	↗	12:	10.2	↘	13:	10.1	↗	14:	10.2	↘	15:	*10.6	↘	16:	9.7	↘	17:	9.5	↘	18:	10.2	↘	19:	9.6	↘	20:	*10.5	↘	Serie		97.0	Total		193.0
11:	10.1	↗																																			
12:	10.2	↘																																			
13:	10.1	↗																																			
14:	10.2	↘																																			
15:	*10.6	↘																																			
16:	9.7	↘																																			
17:	9.5	↘																																			
18:	10.2	↘																																			
19:	9.6	↘																																			
20:	*10.5	↘																																			
Serie		97.0																																			
Total		193.0																																			

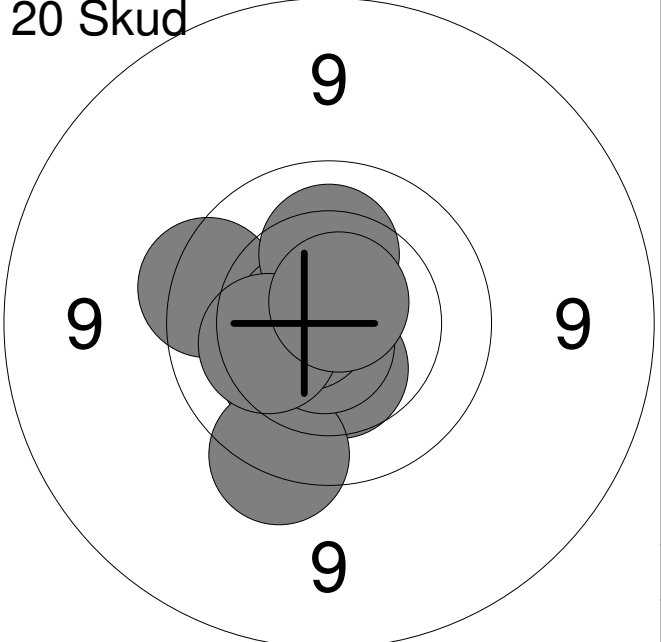
<p><b>Prøve</b></p> 	<table style="width:100%; border-collapse: collapse;"> <tr><td style="width:10%;">1:</td><td style="width:15%;">10.4</td><td style="width:10%; text-align: right;">→</td></tr> <tr><td>2:</td><td>10.5</td><td style="text-align: right;">↓</td></tr> <tr><td>3:</td><td>9.7</td><td style="text-align: right;">↑</td></tr> <tr><td>4:</td><td>*10.9</td><td style="text-align: right;">↗</td></tr> <tr><td>5:</td><td>10.0</td><td style="text-align: right;">→</td></tr> </table> <table border="1" style="width:100%; border-collapse: collapse; margin-top: 5px;"> <tr> <td style="width:80%;">Serie</td> <td style="text-align: right;">49.0</td> </tr> <tr> <td>Total</td> <td style="text-align: right;">0.0</td> </tr> </table>	1:	10.4	→	2:	10.5	↓	3:	9.7	↑	4:	*10.9	↗	5:	10.0	→	Serie	49.0	Total	0.0
1:	10.4	→																		
2:	10.5	↓																		
3:	9.7	↑																		
4:	*10.9	↗																		
5:	10.0	→																		
Serie	49.0																			
Total	0.0																			

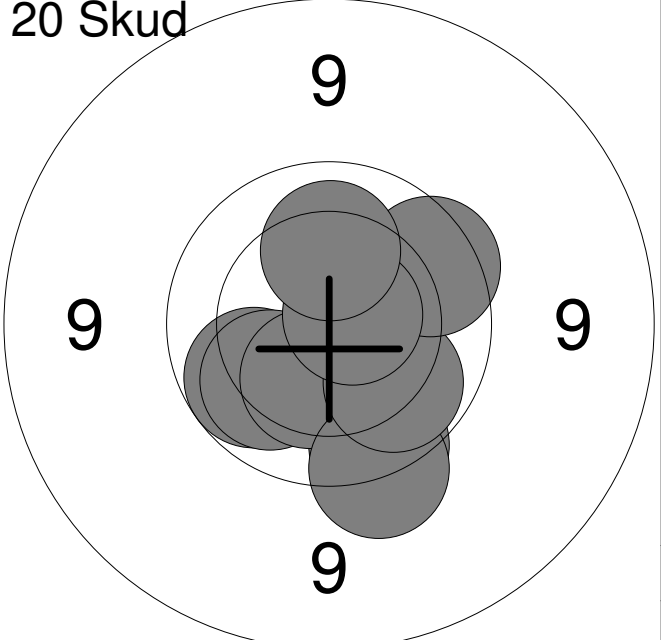
<p><b>20 Skud</b></p> 	<table style="width:100%; border-collapse: collapse;"> <tr><td style="width:10%;">1:</td><td style="width:15%;">10.5</td><td style="width:10%; text-align: right;">→</td></tr> <tr><td>2:</td><td>*10.7</td><td style="text-align: right;">→</td></tr> <tr><td>3:</td><td>*10.9</td><td style="text-align: right;">↑</td></tr> <tr><td>4:</td><td>10.4</td><td style="text-align: right;">←</td></tr> <tr><td>5:</td><td>*10.8</td><td style="text-align: right;">↗</td></tr> <tr><td>6:</td><td>*10.6</td><td style="text-align: right;">↓</td></tr> <tr><td>7:</td><td>10.3</td><td style="text-align: right;">↑</td></tr> <tr><td>8:</td><td>10.4</td><td style="text-align: right;">↓</td></tr> <tr><td>9:</td><td>10.1</td><td style="text-align: right;">↙</td></tr> <tr><td>10:</td><td>10.1</td><td style="text-align: right;">→</td></tr> </table> <table border="1" style="width:100%; border-collapse: collapse; margin-top: 5px;"> <tr> <td style="width:80%;">Serie</td> <td style="text-align: right;">100.0</td> </tr> <tr> <td>Total</td> <td style="text-align: right;">100.0</td> </tr> </table>	1:	10.5	→	2:	*10.7	→	3:	*10.9	↑	4:	10.4	←	5:	*10.8	↗	6:	*10.6	↓	7:	10.3	↑	8:	10.4	↓	9:	10.1	↙	10:	10.1	→	Serie	100.0	Total	100.0
1:	10.5	→																																	
2:	*10.7	→																																	
3:	*10.9	↑																																	
4:	10.4	←																																	
5:	*10.8	↗																																	
6:	*10.6	↓																																	
7:	10.3	↑																																	
8:	10.4	↓																																	
9:	10.1	↙																																	
10:	10.1	→																																	
Serie	100.0																																		
Total	100.0																																		

<p><b>20 Skud</b></p> 	<table style="width:100%; border-collapse: collapse;"> <tr><td style="width:10%;">11:</td><td style="width:15%;">10.0</td><td style="width:10%; text-align: right;">→</td></tr> <tr><td>12:</td><td>*10.8</td><td style="text-align: right;">←</td></tr> <tr><td>13:</td><td>*10.6</td><td style="text-align: right;">←</td></tr> <tr><td>14:</td><td>10.5</td><td style="text-align: right;">↓</td></tr> <tr><td>15:</td><td>*10.6</td><td style="text-align: right;">↓</td></tr> <tr><td>16:</td><td>10.4</td><td style="text-align: right;">→</td></tr> <tr><td>17:</td><td>*10.7</td><td style="text-align: right;">↓</td></tr> <tr><td>18:</td><td>10.4</td><td style="text-align: right;">↓</td></tr> <tr><td>19:</td><td>10.4</td><td style="text-align: right;">↙</td></tr> <tr><td>20:</td><td>10.3</td><td style="text-align: right;">←</td></tr> </table> <table border="1" style="width:100%; border-collapse: collapse; margin-top: 5px;"> <tr> <td style="width:80%;">Serie</td> <td style="text-align: right;">100.0</td> </tr> <tr> <td>Total</td> <td style="text-align: right;">200.0</td> </tr> </table>	11:	10.0	→	12:	*10.8	←	13:	*10.6	←	14:	10.5	↓	15:	*10.6	↓	16:	10.4	→	17:	*10.7	↓	18:	10.4	↓	19:	10.4	↙	20:	10.3	←	Serie	100.0	Total	200.0
11:	10.0	→																																	
12:	*10.8	←																																	
13:	*10.6	←																																	
14:	10.5	↓																																	
15:	*10.6	↓																																	
16:	10.4	→																																	
17:	*10.7	↓																																	
18:	10.4	↓																																	
19:	10.4	↙																																	
20:	10.3	←																																	
Serie	100.0																																		
Total	200.0																																		



<p><b>Prøve</b></p> 	<table style="width:100%; border-collapse: collapse;"> <tr><td style="width:10%;">1:</td><td style="width:20%;">10.2</td><td style="width:10%; text-align: right;">↖</td></tr> <tr><td>2:</td><td>10.0</td><td style="text-align: right;">↑</td></tr> <tr><td>3:</td><td>*10.6</td><td style="text-align: right;">↗</td></tr> </table> <table border="1" style="width:100%; border-collapse: collapse; margin-top: 10px;"> <tr><td style="width:80%;">Serie</td><td style="text-align: right;">30.0</td></tr> <tr><td>Total</td><td style="text-align: right;">0.0</td></tr> </table>	1:	10.2	↖	2:	10.0	↑	3:	*10.6	↗	Serie	30.0	Total	0.0
1:	10.2	↖												
2:	10.0	↑												
3:	*10.6	↗												
Serie	30.0													
Total	0.0													

<p><b>20 Skud</b></p> 	<table style="width:100%; border-collapse: collapse;"> <tr><td style="width:10%;">1:</td><td style="width:20%;">*10.6</td><td style="width:10%; text-align: right;">↓</td></tr> <tr><td>2:</td><td>10.3</td><td style="text-align: right;">↙</td></tr> <tr><td>3:</td><td>9.7</td><td style="text-align: right;">↖</td></tr> <tr><td>4:</td><td>10.5</td><td style="text-align: right;">↓</td></tr> <tr><td>5:</td><td>9.7</td><td style="text-align: right;">↙</td></tr> <tr><td>6:</td><td>*10.7</td><td style="text-align: right;">↓</td></tr> <tr><td>7:</td><td>*10.7</td><td style="text-align: right;">↖</td></tr> <tr><td>8:</td><td>10.2</td><td style="text-align: right;">↑</td></tr> <tr><td>9:</td><td>10.3</td><td style="text-align: right;">↖</td></tr> <tr><td>10:</td><td>*10.7</td><td style="text-align: right;">↗</td></tr> </table> <table border="1" style="width:100%; border-collapse: collapse; margin-top: 10px;"> <tr><td style="width:80%;">Serie</td><td style="text-align: right;">98.0</td></tr> <tr><td>Total</td><td style="text-align: right;">98.0</td></tr> </table>	1:	*10.6	↓	2:	10.3	↙	3:	9.7	↖	4:	10.5	↓	5:	9.7	↙	6:	*10.7	↓	7:	*10.7	↖	8:	10.2	↑	9:	10.3	↖	10:	*10.7	↗	Serie	98.0	Total	98.0
1:	*10.6	↓																																	
2:	10.3	↙																																	
3:	9.7	↖																																	
4:	10.5	↓																																	
5:	9.7	↙																																	
6:	*10.7	↓																																	
7:	*10.7	↖																																	
8:	10.2	↑																																	
9:	10.3	↖																																	
10:	*10.7	↗																																	
Serie	98.0																																		
Total	98.0																																		

<p><b>20 Skud</b></p> 	<table style="width:100%; border-collapse: collapse;"> <tr><td style="width:10%;">11:</td><td style="width:20%;">10.0</td><td style="width:10%; text-align: right;">↙</td></tr> <tr><td>12:</td><td>10.4</td><td style="text-align: right;">↓</td></tr> <tr><td>13:</td><td>10.1</td><td style="text-align: right;">↙</td></tr> <tr><td>14:</td><td>9.7</td><td style="text-align: right;">↓</td></tr> <tr><td>15:</td><td>10.3</td><td style="text-align: right;">↙</td></tr> <tr><td>16:</td><td>9.6</td><td style="text-align: right;">↓</td></tr> <tr><td>17:</td><td>10.0</td><td style="text-align: right;">↙</td></tr> <tr><td>18:</td><td>9.8</td><td style="text-align: right;">↗</td></tr> <tr><td>19:</td><td>*10.7</td><td style="text-align: right;">↗</td></tr> <tr><td>20:</td><td>10.2</td><td style="text-align: right;">↑</td></tr> </table> <table border="1" style="width:100%; border-collapse: collapse; margin-top: 10px;"> <tr><td style="width:80%;">Serie</td><td style="text-align: right;">97.0</td></tr> <tr><td>Total</td><td style="text-align: right;">195.0</td></tr> </table>	11:	10.0	↙	12:	10.4	↓	13:	10.1	↙	14:	9.7	↓	15:	10.3	↙	16:	9.6	↓	17:	10.0	↙	18:	9.8	↗	19:	*10.7	↗	20:	10.2	↑	Serie	97.0	Total	195.0
11:	10.0	↙																																	
12:	10.4	↓																																	
13:	10.1	↙																																	
14:	9.7	↓																																	
15:	10.3	↙																																	
16:	9.6	↓																																	
17:	10.0	↙																																	
18:	9.8	↗																																	
19:	*10.7	↗																																	
20:	10.2	↑																																	
Serie	97.0																																		
Total	195.0																																		

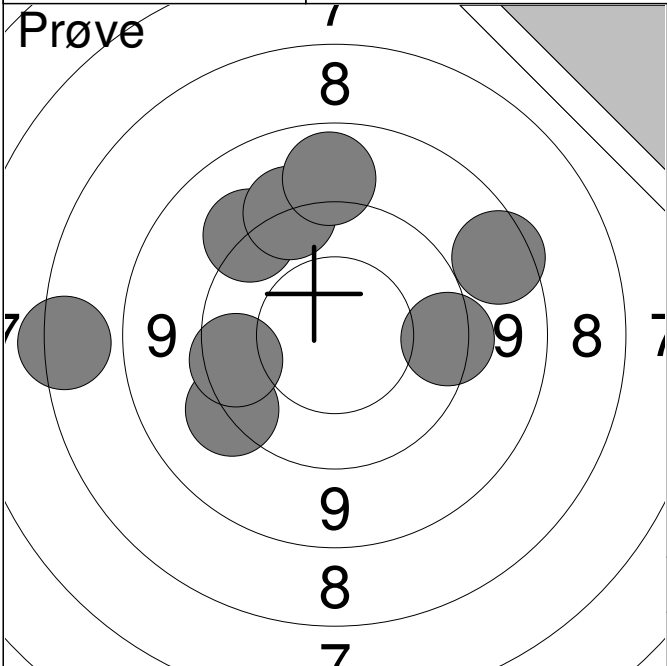
Hold  
**152**

Skive  
**3**

**Jes Højen Olsen**

Aalborg Skyttekreds

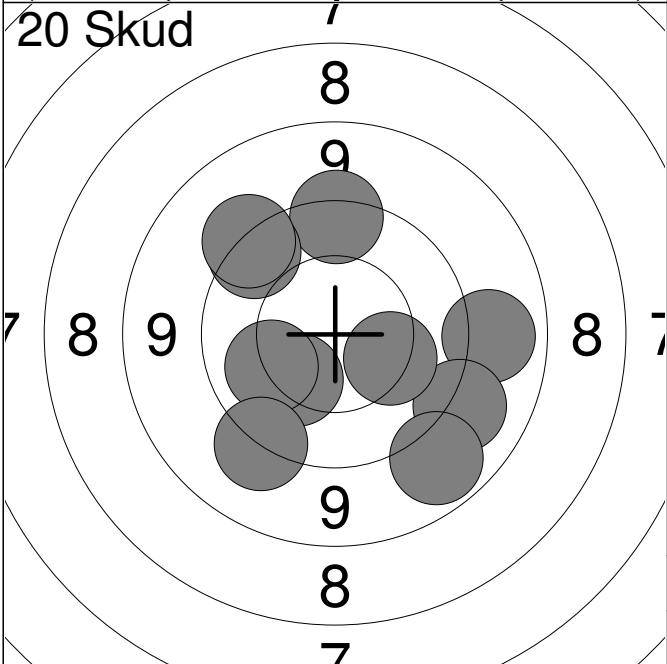
2



1:	9.4	↗
2:	9.4	↗
3:	7.6	←
4:	9.6	→
5:	8.7	↗
6:	9.1	↑
7:	9.4	↖
8:	9.8	←

Serie 69.0

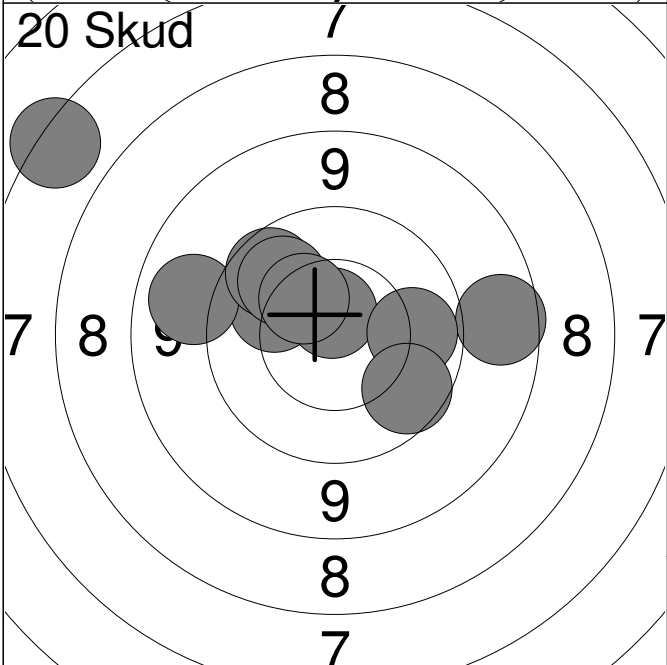
Total 0.0



1:	9.6	↑
2:	9.6	↗
3:	9.1	→
4:	10.3	↖
5:	9.4	↗
6:	9.2	↘
7:	10.1	←
8:	10.2	↘
9:	9.4	↖
10:	9.0	↘

Serie 93.0

Total 93.0



11:	10.1	↗
12:	9.1	↗
13:	9.9	↗
14:	10.0	↗
15:	*10.7	↗
16:	10.4	↗
17:	6.6	↗
18:	8.8	→
19:	10.0	→
20:	9.9	↘

Serie 91.0

Total 184.0

Hold  
152

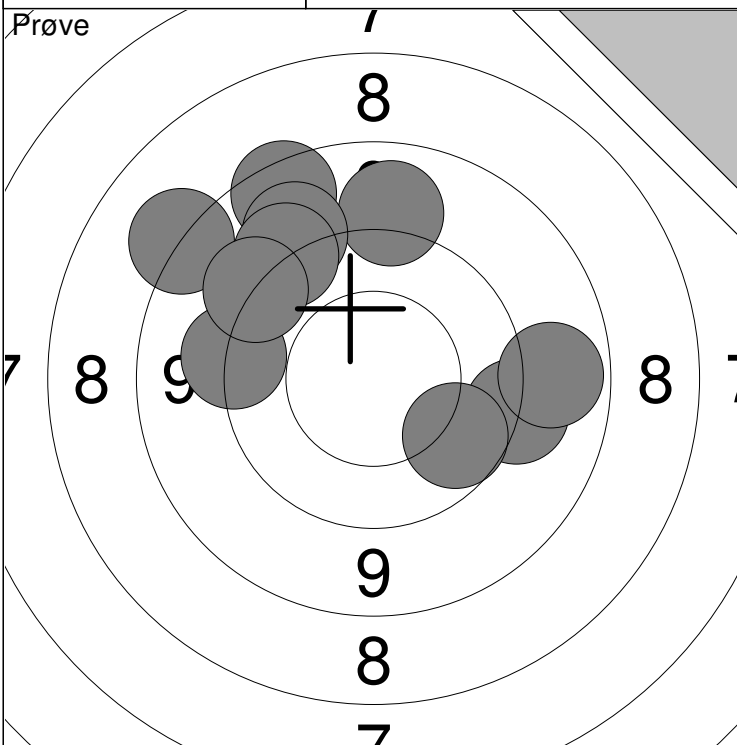
Skive  
4

Stefan Olsen

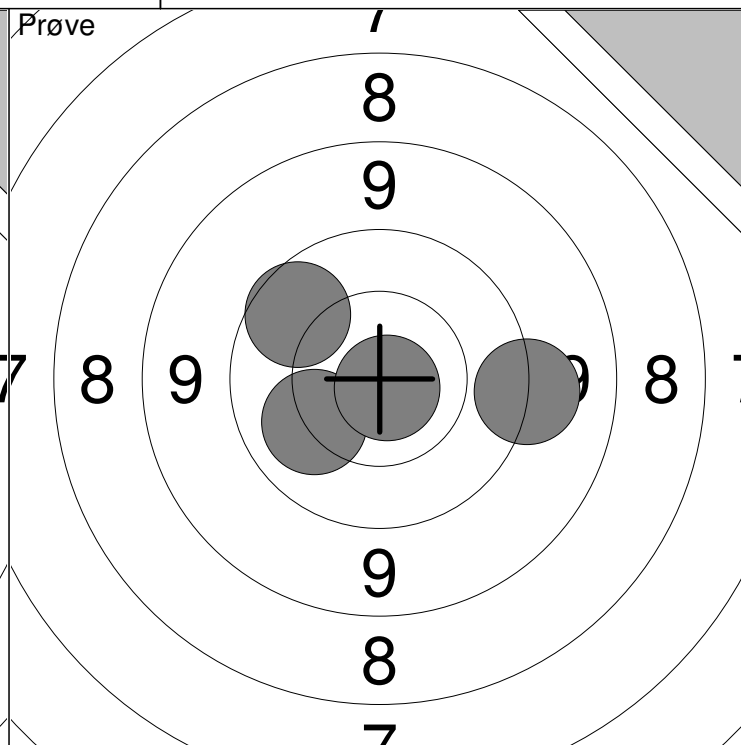
Aalborg Skyttekreds

UNG

Prøve



Prøve



1:	8.4	↗
2:	8.7	↗
3:	9.2	↗
4:	9.2	↗
5:	9.3	↗

6:	9.4	↖
7:	9.4	↘
8:	9.9	↘
9:	9.4	↗
10:	9.0	→

Serie 88.0

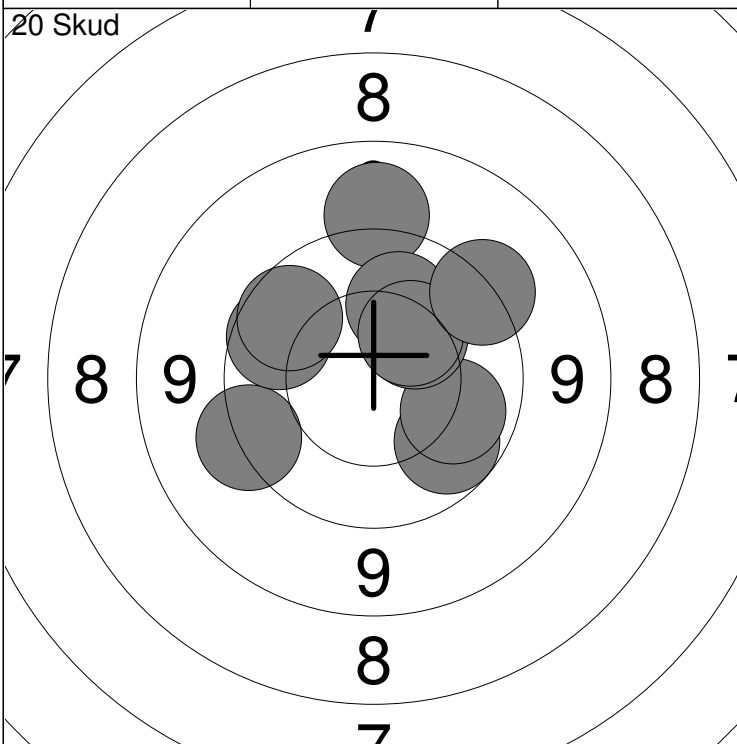
Total 0.0

11:	9.9	↗
12:	10.1	↖
13:	9.4	→
14:	*10.8	↘

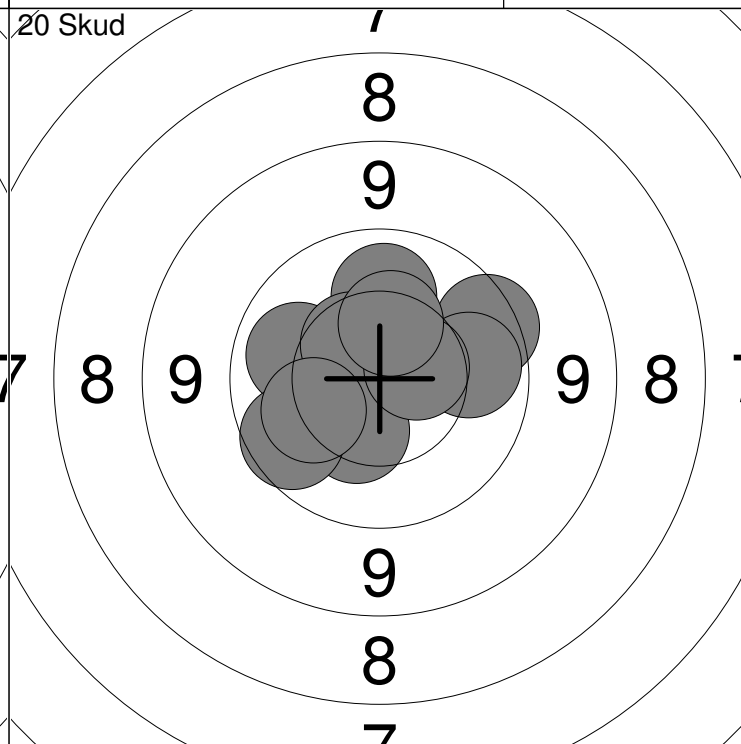
Serie 38.0

Total 0.0

20 Skud



20 Skud



1:	9.5	↖
2:	10.0	↘
3:	9.9	↖
4:	10.1	↘
5:	10.3	↗

6:	9.2	↗
7:	10.1	↗
8:	9.9	↖
9:	10.3	↗
10:	9.5	↗

Serie 95.0

Total 95.0

11:	9.7	↗
12:	10.1	↗
13:	10.1	↖
14:	10.0	→
15:	10.5	↖

16:	10.4	↘
17:	9.9	↖
18:	10.5	→
19:	10.2	↖
20:	10.4	↗

Serie 98.0

Total 193.0

<p><b>Prøve</b></p>	<table style="width:100%; border-collapse: collapse;"> <tr><td style="width:10%;">1:</td><td style="width:15%;">10.4</td><td style="width:10%; text-align: center;">↗</td></tr> <tr><td>2:</td><td>*10.5</td><td style="text-align: center;">↗</td></tr> <tr><td>3:</td><td>*10.7</td><td style="text-align: center;">↗</td></tr> <tr><td>4:</td><td>10.2</td><td style="text-align: center;">↗</td></tr> </table> <table border="1" style="width:100%; border-collapse: collapse; margin-top: 5px;"> <tr> <td style="width:80%;">Serie</td> <td style="width:20%; text-align: right;">40.0</td> </tr> <tr> <td>Total</td> <td style="text-align: right;">0.0</td> </tr> </table>	1:	10.4	↗	2:	*10.5	↗	3:	*10.7	↗	4:	10.2	↗	Serie	40.0	Total	0.0
1:	10.4	↗															
2:	*10.5	↗															
3:	*10.7	↗															
4:	10.2	↗															
Serie	40.0																
Total	0.0																

<p><b>20 Skud</b></p>	<table style="width:100%; border-collapse: collapse;"> <tr><td style="width:10%;">1:</td><td style="width:15%;">10.3</td><td style="width:10%; text-align: center;">↖</td></tr> <tr><td>2:</td><td>9.7</td><td style="text-align: center;">↘</td></tr> <tr><td>3:</td><td>10.3</td><td style="text-align: center;">→</td></tr> <tr><td>4:</td><td>10.0</td><td style="text-align: center;">↓</td></tr> <tr><td>5:</td><td>9.8</td><td style="text-align: center;">→</td></tr> <tr><td>6:</td><td>9.9</td><td style="text-align: center;">↑</td></tr> <tr><td>7:</td><td>10.2</td><td style="text-align: center;">→</td></tr> <tr><td>8:</td><td>10.4</td><td style="text-align: center;">↘</td></tr> <tr><td>9:</td><td>9.8</td><td style="text-align: center;">→</td></tr> <tr><td>10:</td><td>9.9</td><td style="text-align: center;">↘</td></tr> </table> <table border="1" style="width:100%; border-collapse: collapse; margin-top: 5px;"> <tr> <td style="width:80%;">Serie</td> <td style="width:20%; text-align: right;">95.0</td> </tr> <tr> <td>Total</td> <td style="text-align: right;">95.0</td> </tr> </table>	1:	10.3	↖	2:	9.7	↘	3:	10.3	→	4:	10.0	↓	5:	9.8	→	6:	9.9	↑	7:	10.2	→	8:	10.4	↘	9:	9.8	→	10:	9.9	↘	Serie	95.0	Total	95.0
1:	10.3	↖																																	
2:	9.7	↘																																	
3:	10.3	→																																	
4:	10.0	↓																																	
5:	9.8	→																																	
6:	9.9	↑																																	
7:	10.2	→																																	
8:	10.4	↘																																	
9:	9.8	→																																	
10:	9.9	↘																																	
Serie	95.0																																		
Total	95.0																																		

<p><b>20 Skud</b></p>	<table style="width:100%; border-collapse: collapse;"> <tr><td style="width:10%;">11:</td><td style="width:15%;">10.0</td><td style="width:10%; text-align: center;">↑</td></tr> <tr><td>12:</td><td>9.9</td><td style="text-align: center;">→</td></tr> <tr><td>13:</td><td>10.1</td><td style="text-align: center;">↑</td></tr> <tr><td>14:</td><td>*10.6</td><td style="text-align: center;">→</td></tr> <tr><td>15:</td><td>9.8</td><td style="text-align: center;">↑</td></tr> <tr><td>16:</td><td>10.2</td><td style="text-align: center;">↘</td></tr> <tr><td>17:</td><td>10.3</td><td style="text-align: center;">↘</td></tr> <tr><td>18:</td><td>10.1</td><td style="text-align: center;">↑</td></tr> <tr><td>19:</td><td>9.8</td><td style="text-align: center;">↑</td></tr> <tr><td>20:</td><td>*10.5</td><td style="text-align: center;">↘</td></tr> </table> <table border="1" style="width:100%; border-collapse: collapse; margin-top: 5px;"> <tr> <td style="width:80%;">Serie</td> <td style="width:20%; text-align: right;">97.0</td> </tr> <tr> <td>Total</td> <td style="text-align: right;">192.0</td> </tr> </table>	11:	10.0	↑	12:	9.9	→	13:	10.1	↑	14:	*10.6	→	15:	9.8	↑	16:	10.2	↘	17:	10.3	↘	18:	10.1	↑	19:	9.8	↑	20:	*10.5	↘	Serie	97.0	Total	192.0
11:	10.0	↑																																	
12:	9.9	→																																	
13:	10.1	↑																																	
14:	*10.6	→																																	
15:	9.8	↑																																	
16:	10.2	↘																																	
17:	10.3	↘																																	
18:	10.1	↑																																	
19:	9.8	↑																																	
20:	*10.5	↘																																	
Serie	97.0																																		
Total	192.0																																		

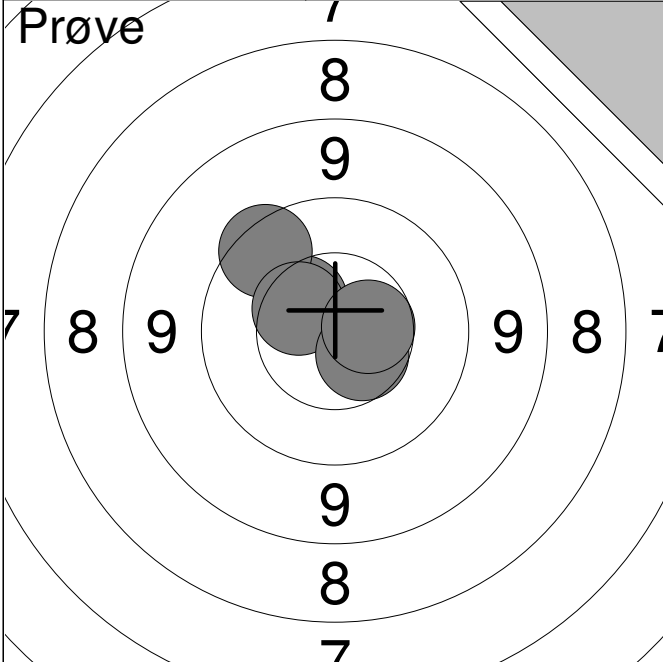
Hold  
**152**

Skive  
**6**

**Ann Olsen**

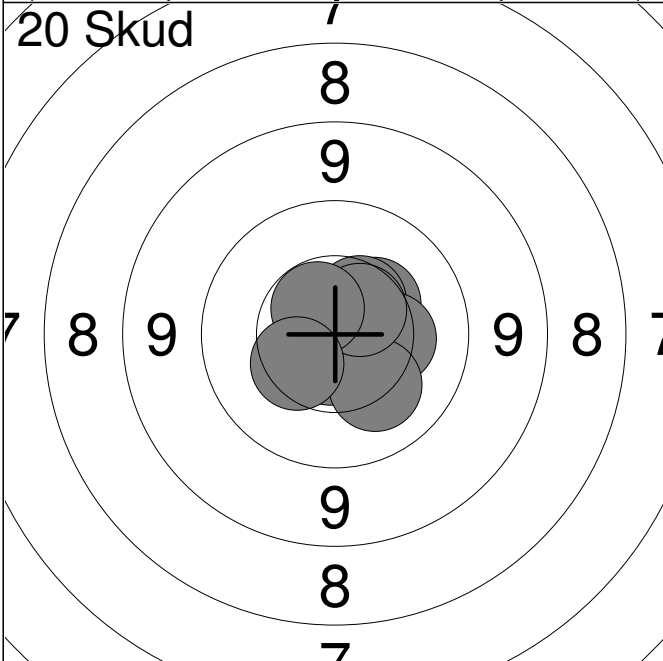
Aalborg Skyttekreds

ÅK1



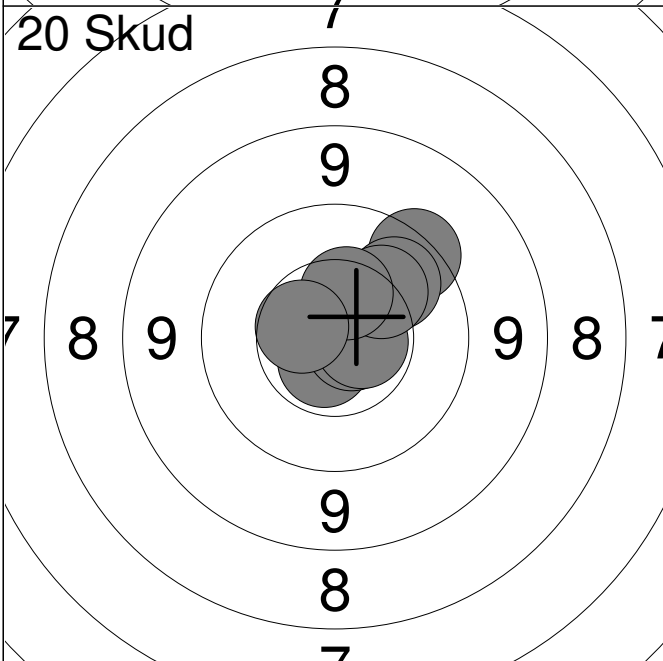
1:	10.4	↗
2:	9.7	↗
3:	10.5	↗
4:	10.5	↘
5:	10.6	→

Serie	49.0
Total	0.0



1:	*10.7	↘
2:	*10.8	↖
3:	10.4	↗
4:	10.6	↗
5:	10.5	↗
6:	10.3	→
7:	10.2	↘
8:	10.5	↗
9:	*10.6	↗
10:	10.4	↙

Serie	100.0
Total	100.0



11:	*10.7	↘
12:	9.6	↗
13:	*10.7	↗
14:	*10.7	→
15:	10.5	↗
16:	10.0	↗
17:	*10.6	→
18:	10.2	↗
19:	10.4	↗
20:	10.5	←

Serie	99.0
Total	199.0

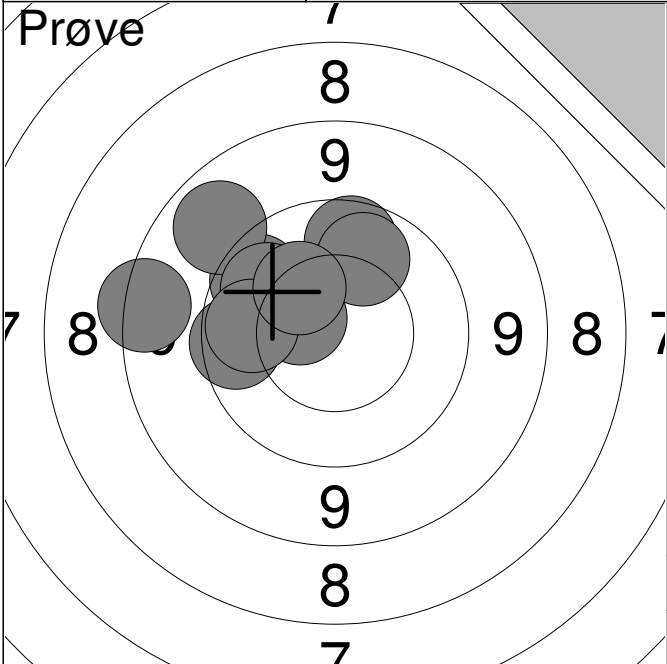
Hold  
**152**

Skive  
**7**

**Kristinna Olsen**

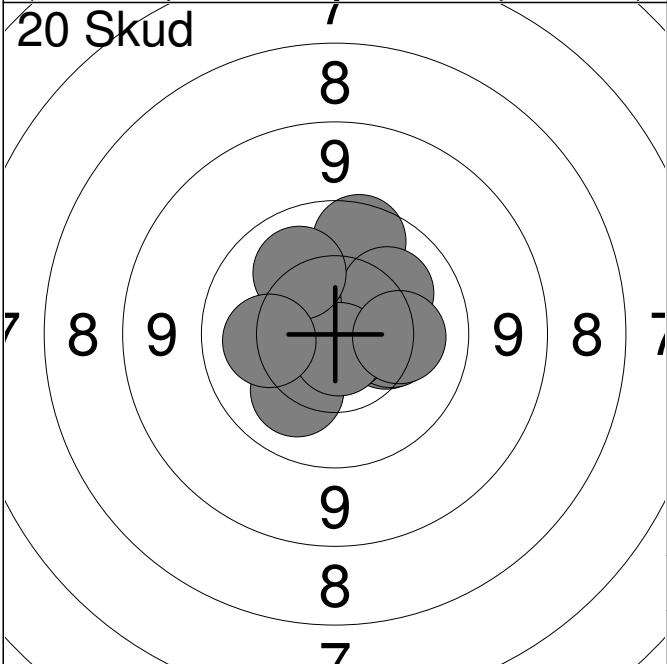
Aalborg Skyttekreds

UNG



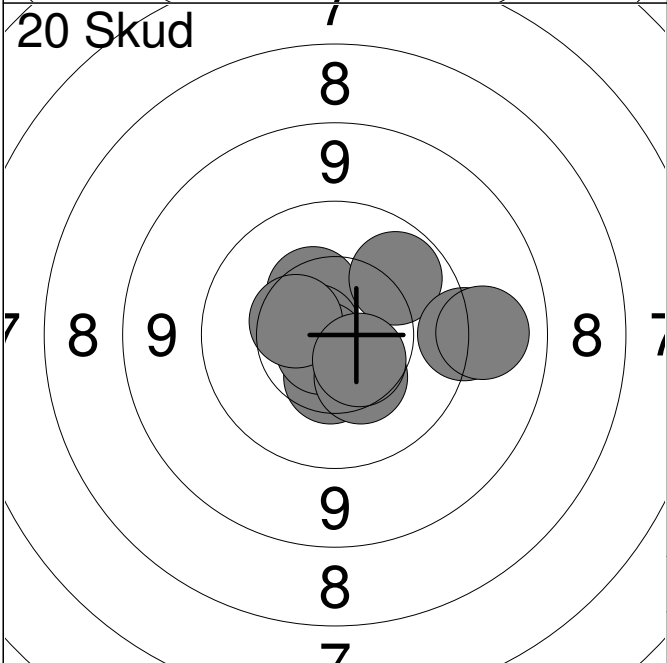
1:	8.6	←
2:	9.8	↗
3:	9.9	↑
4:	9.1	↗
5:	10.0	↗
6:	9.8	←
7:	10.0	↗
8:	10.5	↗
9:	10.0	←
10:	10.3	↗

Serie	94.0
Total	0.0



1:	10.4	→
2:	10.2	↙
3:	9.8	↑
4:	10.3	→
5:	*10.8	↙
6:	10.2	↗
7:	*10.8	↙
8:	10.1	↗
9:	10.2	←
10:	10.2	→

Serie	99.0
Total	99.0



11:	10.4	↗
12:	10.5	↙
13:	*10.7	←
14:	*10.7	↙
15:	10.0	↗
16:	10.4	↙
17:	9.4	→
18:	9.2	→
19:	10.5	↗
20:	10.5	↙

Serie	98.0
Total	197.0

Hold  
**152**

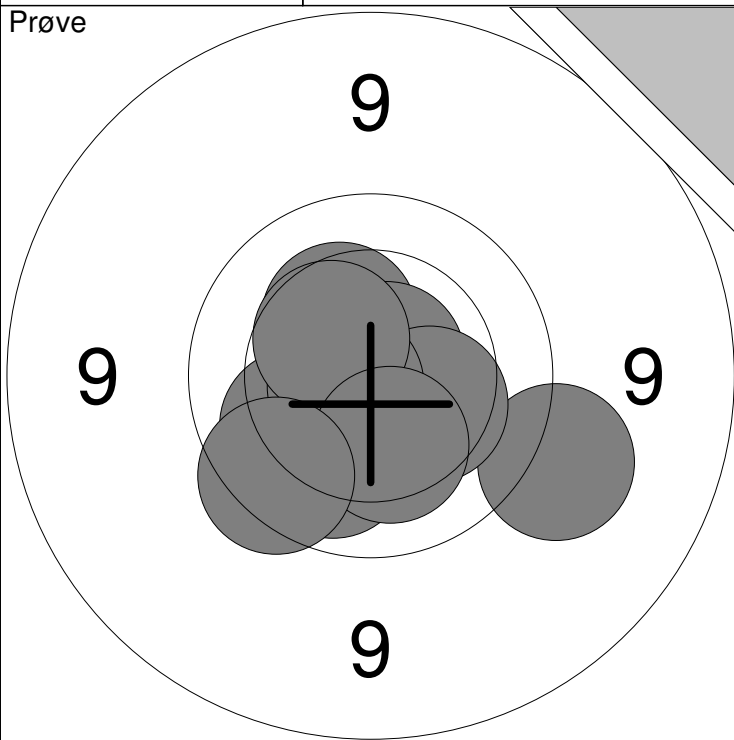
Skive  
**8**

**Peter Sudegaard**

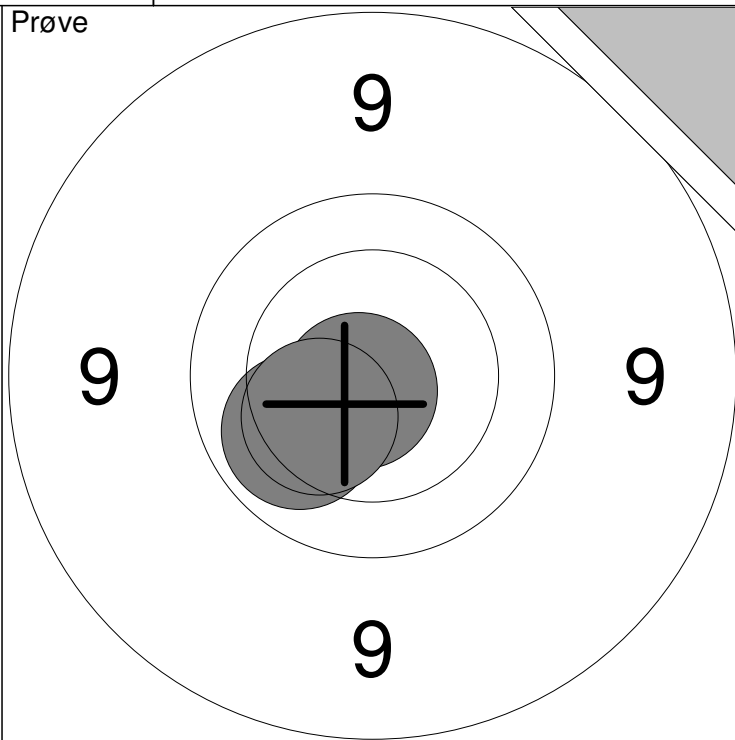
Vodskov Skytteforening

MJ2

Prøve



Prøve



1: 9.4 →  
2: 10.3 ↗  
3: 10.1 ↙  
4: \*10.7 ↖  
5: 10.3 →

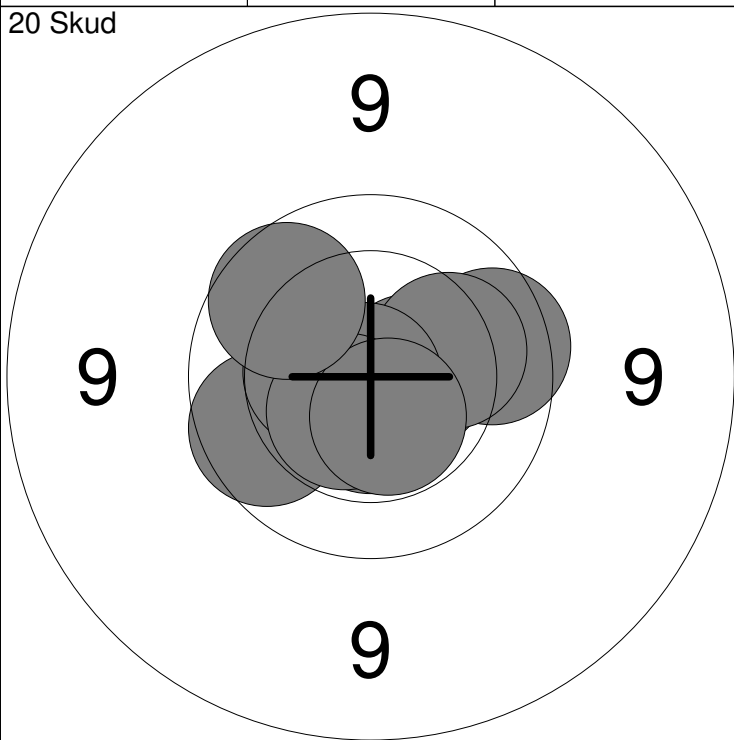
6: 10.1 ↓  
7: \*10.7 ↙  
8: 10.4 ↗  
9: 10.3 ↓  
10: 9.8 ↙

Serie 98.0  
Total 0.0

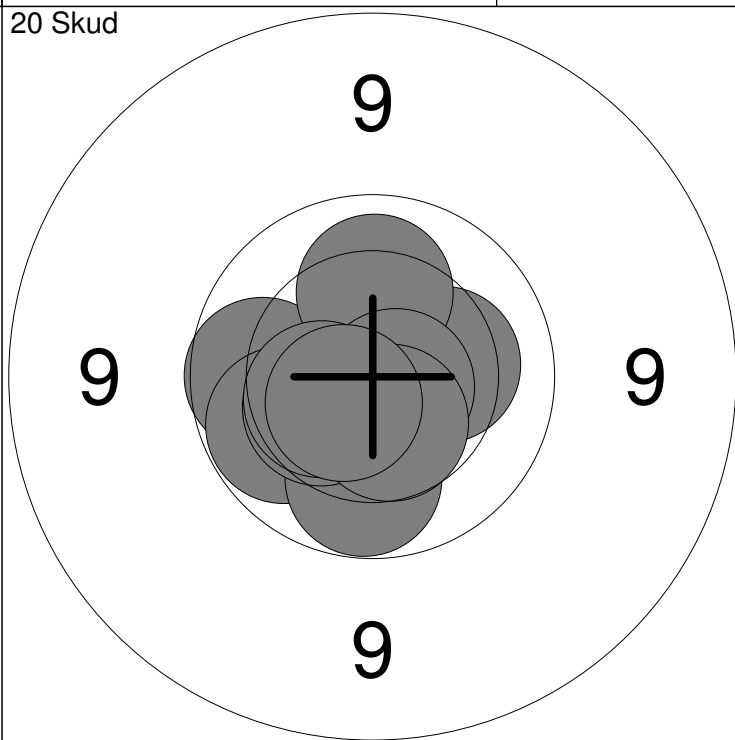
11: 10.1 ↙  
12: \*10.7 ↙  
13: 10.3 ↙

Serie 30.0  
Total 0.0

20 Skud



20 Skud



1: 9.9 ↙  
2: 10.5 ↙  
3: 9.8 →  
4: \*10.5 →  
5: 10.2 →

6: \*10.6 ↓  
7: \*10.9 ↙  
8: \*10.5 ↙  
9: \*10.5 ↓  
10: 9.9 ↖

Serie 97.0  
Total 97.0

11: 10.3 →  
12: 9.9 ↙  
13: 10.0 ↙  
14: 10.0 ↓  
15: 10.1 ↑

16: \*10.7 →  
17: 10.4 ↙  
18: 10.4 ↙  
19: 10.5 ↓  
20: \*10.6 ↙

Serie 99.0  
Total 196.0

<p><b>Prøve</b></p>	<table style="width:100%; border-collapse: collapse;"> <tr><td style="width:10%;">1:</td><td style="width:15%;">10.4</td><td style="width:10%; text-align: center;">↗</td></tr> <tr><td>2:</td><td>10.0</td><td style="text-align: center;">↘</td></tr> <tr><td>3:</td><td>10.4</td><td style="text-align: center;">←</td></tr> <tr><td>4:</td><td>10.0</td><td style="text-align: center;">→</td></tr> <tr><td>5:</td><td>10.4</td><td style="text-align: center;">↗</td></tr> <tr><td>6:</td><td>*10.7</td><td style="text-align: center;">↖</td></tr> <tr><td>7:</td><td>*10.5</td><td style="text-align: center;">↓</td></tr> </table> <table border="1" style="width:100%; border-collapse: collapse; margin-top: 5px;"> <tr> <td style="width:80%;">Serie</td> <td style="text-align: right;">70.0</td> </tr> <tr> <td>Total</td> <td style="text-align: right;">0.0</td> </tr> </table>	1:	10.4	↗	2:	10.0	↘	3:	10.4	←	4:	10.0	→	5:	10.4	↗	6:	*10.7	↖	7:	*10.5	↓	Serie	70.0	Total	0.0
1:	10.4	↗																								
2:	10.0	↘																								
3:	10.4	←																								
4:	10.0	→																								
5:	10.4	↗																								
6:	*10.7	↖																								
7:	*10.5	↓																								
Serie	70.0																									
Total	0.0																									

<p><b>20 Skud</b></p>	<table style="width:100%; border-collapse: collapse;"> <tr><td style="width:10%;">1:</td><td style="width:15%;">*10.6</td><td style="width:10%; text-align: center;">↑</td></tr> <tr><td>2:</td><td>*10.8</td><td style="text-align: center;">↑</td></tr> <tr><td>3:</td><td>*10.7</td><td style="text-align: center;">→</td></tr> <tr><td>4:</td><td>10.3</td><td style="text-align: center;">→</td></tr> <tr><td>5:</td><td>*10.6</td><td style="text-align: center;">←</td></tr> <tr><td>6:</td><td>10.1</td><td style="text-align: center;">↗</td></tr> <tr><td>7:</td><td>*10.9</td><td style="text-align: center;">↗</td></tr> <tr><td>8:</td><td>10.4</td><td style="text-align: center;">←</td></tr> <tr><td>9:</td><td>10.0</td><td style="text-align: center;">↗</td></tr> <tr><td>10:</td><td>*10.7</td><td style="text-align: center;">↓</td></tr> </table> <table border="1" style="width:100%; border-collapse: collapse; margin-top: 5px;"> <tr> <td style="width:80%;">Serie</td> <td style="text-align: right;">100.0</td> </tr> <tr> <td>Total</td> <td style="text-align: right;">100.0</td> </tr> </table>	1:	*10.6	↑	2:	*10.8	↑	3:	*10.7	→	4:	10.3	→	5:	*10.6	←	6:	10.1	↗	7:	*10.9	↗	8:	10.4	←	9:	10.0	↗	10:	*10.7	↓	Serie	100.0	Total	100.0
1:	*10.6	↑																																	
2:	*10.8	↑																																	
3:	*10.7	→																																	
4:	10.3	→																																	
5:	*10.6	←																																	
6:	10.1	↗																																	
7:	*10.9	↗																																	
8:	10.4	←																																	
9:	10.0	↗																																	
10:	*10.7	↓																																	
Serie	100.0																																		
Total	100.0																																		

<p><b>20 Skud</b></p>	<table style="width:100%; border-collapse: collapse;"> <tr><td style="width:10%;">11:</td><td style="width:15%;">10.0</td><td style="width:10%; text-align: center;">↓</td></tr> <tr><td>12:</td><td>*10.5</td><td style="text-align: center;">↘</td></tr> <tr><td>13:</td><td>10.3</td><td style="text-align: center;">↗</td></tr> <tr><td>14:</td><td>10.1</td><td style="text-align: center;">↘</td></tr> <tr><td>15:</td><td>10.2</td><td style="text-align: center;">↗</td></tr> <tr><td>16:</td><td>*10.7</td><td style="text-align: center;">↘</td></tr> <tr><td>17:</td><td>10.2</td><td style="text-align: center;">↘</td></tr> <tr><td>18:</td><td>*10.6</td><td style="text-align: center;">↗</td></tr> <tr><td>19:</td><td>9.8</td><td style="text-align: center;">↗</td></tr> <tr><td>20:</td><td>9.8</td><td style="text-align: center;">→</td></tr> </table> <table border="1" style="width:100%; border-collapse: collapse; margin-top: 5px;"> <tr> <td style="width:80%;">Serie</td> <td style="text-align: right;">98.0</td> </tr> <tr> <td>Total</td> <td style="text-align: right;">198.0</td> </tr> </table>	11:	10.0	↓	12:	*10.5	↘	13:	10.3	↗	14:	10.1	↘	15:	10.2	↗	16:	*10.7	↘	17:	10.2	↘	18:	*10.6	↗	19:	9.8	↗	20:	9.8	→	Serie	98.0	Total	198.0
11:	10.0	↓																																	
12:	*10.5	↘																																	
13:	10.3	↗																																	
14:	10.1	↘																																	
15:	10.2	↗																																	
16:	*10.7	↘																																	
17:	10.2	↘																																	
18:	*10.6	↗																																	
19:	9.8	↗																																	
20:	9.8	→																																	
Serie	98.0																																		
Total	198.0																																		



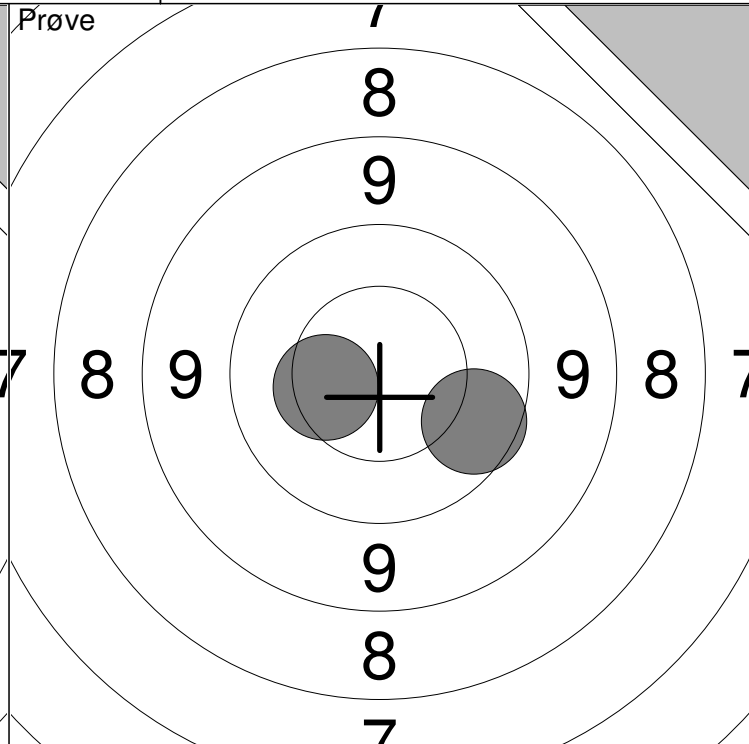
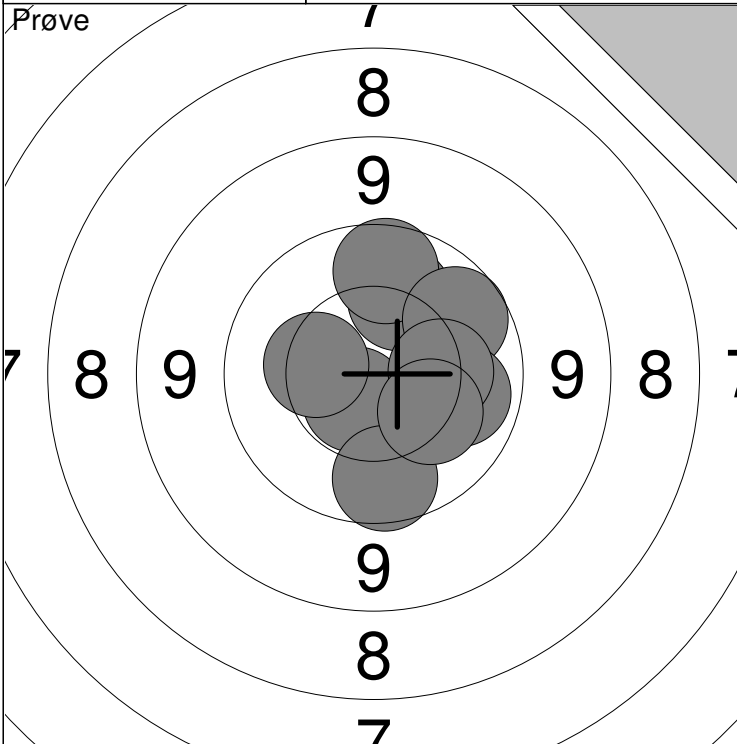
Hold  
**152**

Skive  
**11**

# Asbjørn Risgård Nielsen

Vilsted Skf.

MJ2

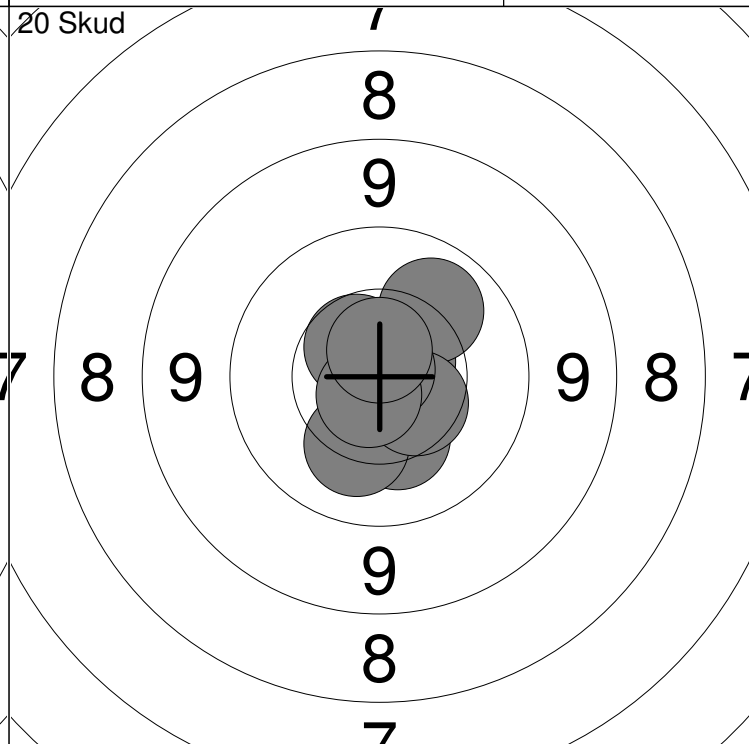
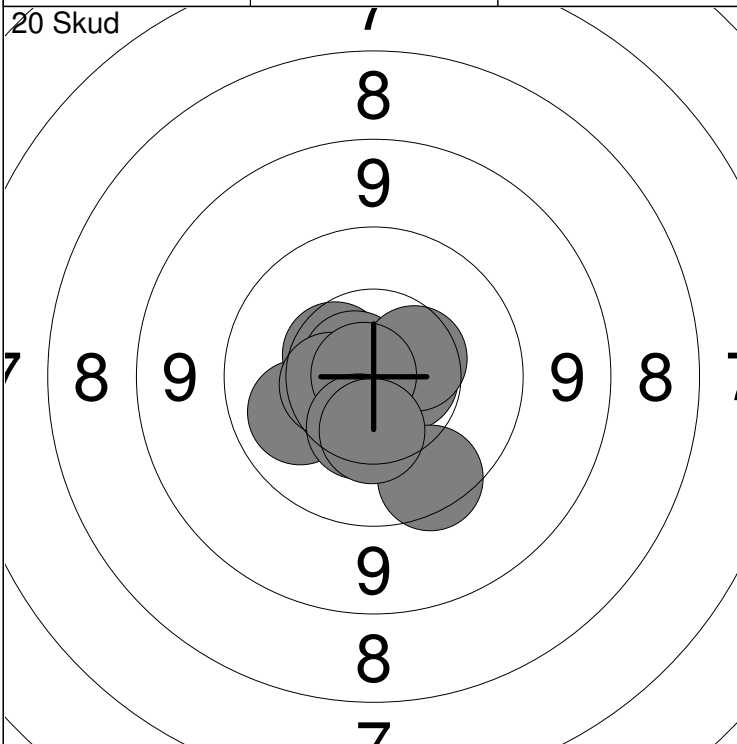


1: *10.6 ↙	6: 9.9 ↑
2: 10.3 ←	7: 9.9 ↗
3: 10.2 →	8: 10.1 →
4: 9.9 ↓	9: 10.3 →
5: 10.1 ↑	10: 10.3 ↘

Serie	97.0
Total	0.0

11: 9.8 →	12: 10.4 ←
-----------	------------

Serie	19.0
Total	0.0



1: 10.1 ←	6: 10.5 →
2: 10.5 ↖	7: 9.7 ↓
3: *10.6 →	8: *10.8 ←
4: *10.7 ↖	9: 10.4 ↓
5: 10.5 ←	10: 10.4 ↓

Serie	99.0
Total	99.0

11: 10.3 ↓	16: 10.5 ↘
12: *10.7 ↗	17: *10.9 ↑
13: 10.2 ↓	18: 10.6 ↖
14: 10.1 ↗	19: *10.7 ↓
15: *10.8 ↓	20: *10.7 ↑

Serie	100.0
Total	199.0

<p><b>Prøve</b></p>	<table style="width:100%; border-collapse: collapse;"> <tr><td style="width:10%;">1:</td><td style="width:40%;">9.4</td><td style="width:50%; text-align: right;">↘</td></tr> <tr><td>2:</td><td>*10.6</td><td style="text-align: right;">↘</td></tr> <tr><td>3:</td><td>*10.6</td><td style="text-align: right;">↘</td></tr> <tr><td>4:</td><td>10.3</td><td style="text-align: right;">↗</td></tr> <tr><td>5:</td><td>*10.5</td><td style="text-align: right;">→</td></tr> <tr><td>6:</td><td>10.0</td><td style="text-align: right;">↘</td></tr> <tr><td>7:</td><td>*10.7</td><td style="text-align: right;">←</td></tr> </table> <table border="1" style="width:100%; border-collapse: collapse; margin-top: 5px;"> <tr> <td style="width:80%;">Serie</td> <td style="text-align: right;">69.0</td> </tr> <tr> <td>Total</td> <td style="text-align: right;">0.0</td> </tr> </table>	1:	9.4	↘	2:	*10.6	↘	3:	*10.6	↘	4:	10.3	↗	5:	*10.5	→	6:	10.0	↘	7:	*10.7	←	Serie	69.0	Total	0.0
1:	9.4	↘																								
2:	*10.6	↘																								
3:	*10.6	↘																								
4:	10.3	↗																								
5:	*10.5	→																								
6:	10.0	↘																								
7:	*10.7	←																								
Serie	69.0																									
Total	0.0																									

<p><b>20 Skud</b></p>	<table style="width:100%; border-collapse: collapse;"> <tr><td style="width:10%;">1:</td><td style="width:40%;">*10.7</td><td style="width:50%; text-align: right;">↘</td></tr> <tr><td>2:</td><td>10.3</td><td style="text-align: right;">↘</td></tr> <tr><td>3:</td><td>9.9</td><td style="text-align: right;">→</td></tr> <tr><td>4:</td><td>10.3</td><td style="text-align: right;">↗</td></tr> <tr><td>5:</td><td>10.2</td><td style="text-align: right;">↗</td></tr> <tr><td>6:</td><td>*10.7</td><td style="text-align: right;">↗</td></tr> <tr><td>7:</td><td>10.4</td><td style="text-align: right;">→</td></tr> <tr><td>8:</td><td>10.1</td><td style="text-align: right;">↘</td></tr> <tr><td>9:</td><td>10.4</td><td style="text-align: right;">↘</td></tr> <tr><td>10:</td><td>10.4</td><td style="text-align: right;">↗</td></tr> </table> <table border="1" style="width:100%; border-collapse: collapse; margin-top: 5px;"> <tr> <td style="width:80%;">Serie</td> <td style="text-align: right;">99.0</td> </tr> <tr> <td>Total</td> <td style="text-align: right;">99.0</td> </tr> </table>	1:	*10.7	↘	2:	10.3	↘	3:	9.9	→	4:	10.3	↗	5:	10.2	↗	6:	*10.7	↗	7:	10.4	→	8:	10.1	↘	9:	10.4	↘	10:	10.4	↗	Serie	99.0	Total	99.0
1:	*10.7	↘																																	
2:	10.3	↘																																	
3:	9.9	→																																	
4:	10.3	↗																																	
5:	10.2	↗																																	
6:	*10.7	↗																																	
7:	10.4	→																																	
8:	10.1	↘																																	
9:	10.4	↘																																	
10:	10.4	↗																																	
Serie	99.0																																		
Total	99.0																																		

<p><b>20 Skud</b></p>	<table style="width:100%; border-collapse: collapse;"> <tr><td style="width:10%;">11:</td><td style="width:40%;">*10.5</td><td style="width:50%; text-align: right;">↘</td></tr> <tr><td>12:</td><td>10.0</td><td style="text-align: right;">↘</td></tr> <tr><td>13:</td><td>10.4</td><td style="text-align: right;">←</td></tr> <tr><td>14:</td><td>*10.6</td><td style="text-align: right;">→</td></tr> <tr><td>15:</td><td>10.4</td><td style="text-align: right;">↗</td></tr> <tr><td>16:</td><td>*10.8</td><td style="text-align: right;">↘</td></tr> <tr><td>17:</td><td>*10.6</td><td style="text-align: right;">↗</td></tr> <tr><td>18:</td><td>10.0</td><td style="text-align: right;">↗</td></tr> <tr><td>19:</td><td>10.2</td><td style="text-align: right;">↗</td></tr> <tr><td>20:</td><td>*10.7</td><td style="text-align: right;">↗</td></tr> </table> <table border="1" style="width:100%; border-collapse: collapse; margin-top: 5px;"> <tr> <td style="width:80%;">Serie</td> <td style="text-align: right;">100.0</td> </tr> <tr> <td>Total</td> <td style="text-align: right;">199.0</td> </tr> </table>	11:	*10.5	↘	12:	10.0	↘	13:	10.4	←	14:	*10.6	→	15:	10.4	↗	16:	*10.8	↘	17:	*10.6	↗	18:	10.0	↗	19:	10.2	↗	20:	*10.7	↗	Serie	100.0	Total	199.0
11:	*10.5	↘																																	
12:	10.0	↘																																	
13:	10.4	←																																	
14:	*10.6	→																																	
15:	10.4	↗																																	
16:	*10.8	↘																																	
17:	*10.6	↗																																	
18:	10.0	↗																																	
19:	10.2	↗																																	
20:	*10.7	↗																																	
Serie	100.0																																		
Total	199.0																																		

<p><b>Prøve</b></p>	<table style="width:100%; border-collapse: collapse;"> <tr><td style="text-align: right;">1:</td><td style="text-align: right;">9.1</td><td style="text-align: right;">↙</td></tr> <tr><td style="text-align: right;">2:</td><td style="text-align: right;">8.7</td><td style="text-align: right;">↙</td></tr> <tr><td style="text-align: right;">3:</td><td style="text-align: right;">8.5</td><td style="text-align: right;">↙</td></tr> <tr><td style="text-align: right;">4:</td><td style="text-align: right;">9.7</td><td style="text-align: right;">↗</td></tr> <tr><td style="text-align: right;">5:</td><td style="text-align: right;">10.4</td><td style="text-align: right;">↘</td></tr> </table> <table border="1" style="width:100%; border-collapse: collapse; margin-top: 5px;"> <tr> <td style="width:80%;">Serie</td> <td style="text-align: right;">44.0</td> </tr> <tr> <td>Total</td> <td style="text-align: right;">0.0</td> </tr> </table>	1:	9.1	↙	2:	8.7	↙	3:	8.5	↙	4:	9.7	↗	5:	10.4	↘	Serie	44.0	Total	0.0
1:	9.1	↙																		
2:	8.7	↙																		
3:	8.5	↙																		
4:	9.7	↗																		
5:	10.4	↘																		
Serie	44.0																			
Total	0.0																			

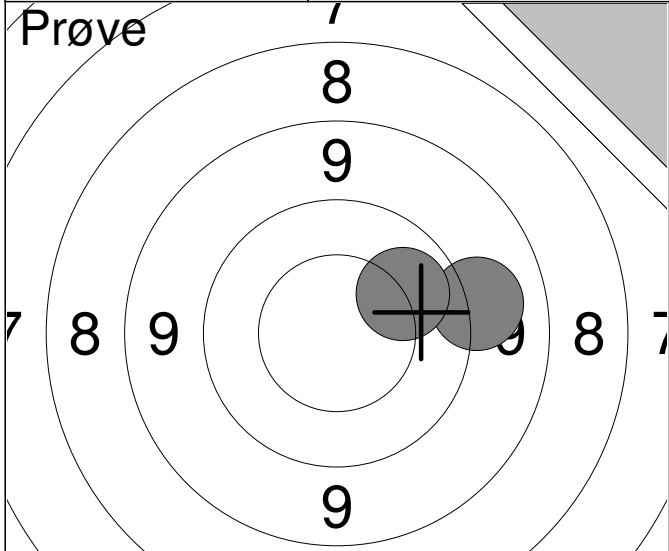
<p><b>20 Skud</b></p>	<table style="width:100%; border-collapse: collapse;"> <tr><td style="text-align: right;">1:</td><td style="text-align: right;">10.0</td><td style="text-align: right;">↘</td></tr> <tr><td style="text-align: right;">2:</td><td style="text-align: right;">9.6</td><td style="text-align: right;">↙</td></tr> <tr><td style="text-align: right;">3:</td><td style="text-align: right;">10.0</td><td style="text-align: right;">↘</td></tr> <tr><td style="text-align: right;">4:</td><td style="text-align: right;">*10.5</td><td style="text-align: right;">↗</td></tr> <tr><td style="text-align: right;">5:</td><td style="text-align: right;">9.6</td><td style="text-align: right;">↙</td></tr> <tr><td style="text-align: right;">6:</td><td style="text-align: right;">9.8</td><td style="text-align: right;">↙</td></tr> <tr><td style="text-align: right;">7:</td><td style="text-align: right;">10.1</td><td style="text-align: right;">↘</td></tr> <tr><td style="text-align: right;">8:</td><td style="text-align: right;">9.9</td><td style="text-align: right;">↗</td></tr> <tr><td style="text-align: right;">9:</td><td style="text-align: right;">9.7</td><td style="text-align: right;">→</td></tr> <tr><td style="text-align: right;">10:</td><td style="text-align: right;">10.4</td><td style="text-align: right;">↗</td></tr> </table> <table border="1" style="width:100%; border-collapse: collapse; margin-top: 5px;"> <tr> <td style="width:80%;">Serie</td> <td style="text-align: right;">95.0</td> </tr> <tr> <td>Total</td> <td style="text-align: right;">95.0</td> </tr> </table>	1:	10.0	↘	2:	9.6	↙	3:	10.0	↘	4:	*10.5	↗	5:	9.6	↙	6:	9.8	↙	7:	10.1	↘	8:	9.9	↗	9:	9.7	→	10:	10.4	↗	Serie	95.0	Total	95.0
1:	10.0	↘																																	
2:	9.6	↙																																	
3:	10.0	↘																																	
4:	*10.5	↗																																	
5:	9.6	↙																																	
6:	9.8	↙																																	
7:	10.1	↘																																	
8:	9.9	↗																																	
9:	9.7	→																																	
10:	10.4	↗																																	
Serie	95.0																																		
Total	95.0																																		

<p><b>20 Skud</b></p>	<table style="width:100%; border-collapse: collapse;"> <tr><td style="text-align: right;">11:</td><td style="text-align: right;">9.2</td><td style="text-align: right;">↗</td></tr> <tr><td style="text-align: right;">12:</td><td style="text-align: right;">10.2</td><td style="text-align: right;">↗</td></tr> <tr><td style="text-align: right;">13:</td><td style="text-align: right;">9.7</td><td style="text-align: right;">↗</td></tr> <tr><td style="text-align: right;">14:</td><td style="text-align: right;">10.1</td><td style="text-align: right;">→</td></tr> <tr><td style="text-align: right;">15:</td><td style="text-align: right;">*10.9</td><td style="text-align: right;">↘</td></tr> <tr><td style="text-align: right;">16:</td><td style="text-align: right;">9.8</td><td style="text-align: right;">↗</td></tr> <tr><td style="text-align: right;">17:</td><td style="text-align: right;">9.6</td><td style="text-align: right;">→</td></tr> <tr><td style="text-align: right;">18:</td><td style="text-align: right;">*10.8</td><td style="text-align: right;">↗</td></tr> <tr><td style="text-align: right;">19:</td><td style="text-align: right;">9.9</td><td style="text-align: right;">↗</td></tr> <tr><td style="text-align: right;">20:</td><td style="text-align: right;">*10.9</td><td style="text-align: right;">↗</td></tr> </table> <table border="1" style="width:100%; border-collapse: collapse; margin-top: 5px;"> <tr> <td style="width:80%;">Serie</td> <td style="text-align: right;">95.0</td> </tr> <tr> <td>Total</td> <td style="text-align: right;">190.0</td> </tr> </table>	11:	9.2	↗	12:	10.2	↗	13:	9.7	↗	14:	10.1	→	15:	*10.9	↘	16:	9.8	↗	17:	9.6	→	18:	*10.8	↗	19:	9.9	↗	20:	*10.9	↗	Serie	95.0	Total	190.0
11:	9.2	↗																																	
12:	10.2	↗																																	
13:	9.7	↗																																	
14:	10.1	→																																	
15:	*10.9	↘																																	
16:	9.8	↗																																	
17:	9.6	→																																	
18:	*10.8	↗																																	
19:	9.9	↗																																	
20:	*10.9	↗																																	
Serie	95.0																																		
Total	190.0																																		

<p><b>Prøve</b></p>	<table style="width:100%; border-collapse: collapse;"> <tr><td style="width:10%;">1:</td><td style="width:10%;">9.8</td><td style="width:10%; text-align: center;">←</td></tr> <tr><td>2:</td><td>10.2</td><td style="text-align: center;">↙</td></tr> <tr><td>3:</td><td>*10.7</td><td style="text-align: center;">↓</td></tr> <tr><td>4:</td><td>*10.7</td><td style="text-align: center;">↖</td></tr> <tr><td>5:</td><td>10.2</td><td style="text-align: center;">↗</td></tr> <tr><td>6:</td><td>9.4</td><td style="text-align: center;">↘</td></tr> <tr><td>7:</td><td>*10.8</td><td style="text-align: center;">↗</td></tr> </table>	1:	9.8	←	2:	10.2	↙	3:	*10.7	↓	4:	*10.7	↖	5:	10.2	↗	6:	9.4	↘	7:	*10.8	↗
1:	9.8	←																				
2:	10.2	↙																				
3:	*10.7	↓																				
4:	*10.7	↖																				
5:	10.2	↗																				
6:	9.4	↘																				
7:	*10.8	↗																				
<table style="width:100%; border-collapse: collapse;"> <tr> <td style="width:10%; text-align: right;">Serie</td> <td style="width:80%;"></td> <td style="width:10%; text-align: right;">68.0</td> </tr> <tr> <td style="text-align: right;">Total</td> <td></td> <td style="text-align: right;">0.0</td> </tr> </table>		Serie		68.0	Total		0.0															
Serie		68.0																				
Total		0.0																				

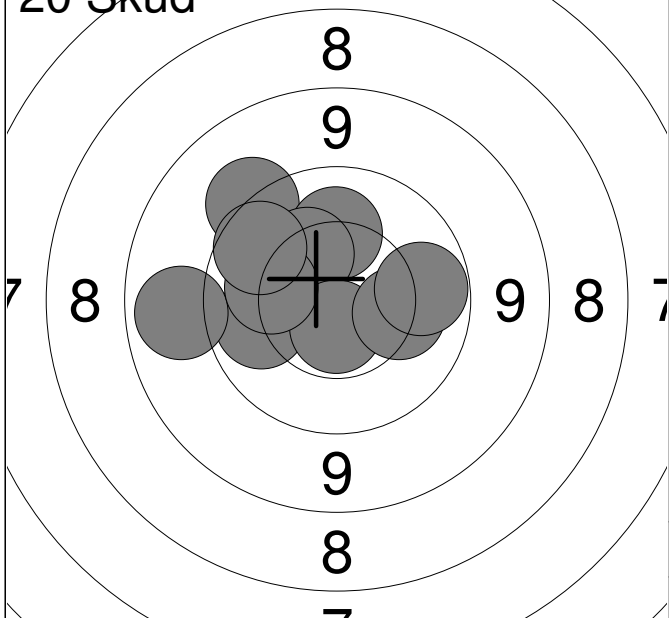
<p><b>20 Skud</b></p>	<table style="width:100%; border-collapse: collapse;"> <tr><td style="width:10%;">1:</td><td style="width:10%;">*10.6</td><td style="width:10%; text-align: center;">→</td></tr> <tr><td>2:</td><td>9.5</td><td style="text-align: center;">↗</td></tr> <tr><td>3:</td><td>9.8</td><td style="text-align: center;">↗</td></tr> <tr><td>4:</td><td>10.1</td><td style="text-align: center;">↗</td></tr> <tr><td>5:</td><td>*10.6</td><td style="text-align: center;">←</td></tr> <tr><td>6:</td><td>*10.5</td><td style="text-align: center;">↗</td></tr> <tr><td>7:</td><td>*10.7</td><td style="text-align: center;">↙</td></tr> <tr><td>8:</td><td>10.3</td><td style="text-align: center;">→</td></tr> <tr><td>9:</td><td>9.9</td><td style="text-align: center;">↘</td></tr> <tr><td>10:</td><td>9.8</td><td style="text-align: center;">↗</td></tr> </table>	1:	*10.6	→	2:	9.5	↗	3:	9.8	↗	4:	10.1	↗	5:	*10.6	←	6:	*10.5	↗	7:	*10.7	↙	8:	10.3	→	9:	9.9	↘	10:	9.8	↗
1:	*10.6	→																													
2:	9.5	↗																													
3:	9.8	↗																													
4:	10.1	↗																													
5:	*10.6	←																													
6:	*10.5	↗																													
7:	*10.7	↙																													
8:	10.3	→																													
9:	9.9	↘																													
10:	9.8	↗																													
<table style="width:100%; border-collapse: collapse;"> <tr> <td style="width:10%; text-align: right;">Serie</td> <td style="width:80%;"></td> <td style="width:10%; text-align: right;">96.0</td> </tr> <tr> <td style="text-align: right;">Total</td> <td></td> <td style="text-align: right;">96.0</td> </tr> </table>		Serie		96.0	Total		96.0																								
Serie		96.0																													
Total		96.0																													

<p><b>20 Skud</b></p>	<table style="width:100%; border-collapse: collapse;"> <tr><td style="width:10%;">11:</td><td style="width:10%;">*10.7</td><td style="width:10%; text-align: center;">↗</td></tr> <tr><td>12:</td><td>10.2</td><td style="text-align: center;">↘</td></tr> <tr><td>13:</td><td>10.4</td><td style="text-align: center;">←</td></tr> <tr><td>14:</td><td>10.2</td><td style="text-align: center;">↘</td></tr> <tr><td>15:</td><td>10.5</td><td style="text-align: center;">↗</td></tr> <tr><td>16:</td><td>*10.7</td><td style="text-align: center;">↙</td></tr> <tr><td>17:</td><td>*10.6</td><td style="text-align: center;">←</td></tr> <tr><td>18:</td><td>*10.6</td><td style="text-align: center;">↗</td></tr> <tr><td>19:</td><td>*10.6</td><td style="text-align: center;">↘</td></tr> <tr><td>20:</td><td>9.9</td><td style="text-align: center;">↘</td></tr> </table>	11:	*10.7	↗	12:	10.2	↘	13:	10.4	←	14:	10.2	↘	15:	10.5	↗	16:	*10.7	↙	17:	*10.6	←	18:	*10.6	↗	19:	*10.6	↘	20:	9.9	↘
11:	*10.7	↗																													
12:	10.2	↘																													
13:	10.4	←																													
14:	10.2	↘																													
15:	10.5	↗																													
16:	*10.7	↙																													
17:	*10.6	←																													
18:	*10.6	↗																													
19:	*10.6	↘																													
20:	9.9	↘																													
<table style="width:100%; border-collapse: collapse;"> <tr> <td style="width:10%; text-align: right;">Serie</td> <td style="width:80%;"></td> <td style="width:10%; text-align: right;">99.0</td> </tr> <tr> <td style="text-align: right;">Total</td> <td></td> <td style="text-align: right;">195.0</td> </tr> </table>		Serie		99.0	Total		195.0																								
Serie		99.0																													
Total		195.0																													

<p><b>Prøve</b></p> 	<table style="width:100%;"> <tr><td style="width:10%;">1:</td><td style="width:10%;">9.2</td><td style="width:10%; text-align: right;">→</td></tr> <tr><td>2:</td><td>10.1</td><td style="text-align: right;">↗</td></tr> </table>	1:	9.2	→	2:	10.1	↗
1:	9.2	→					
2:	10.1	↗					

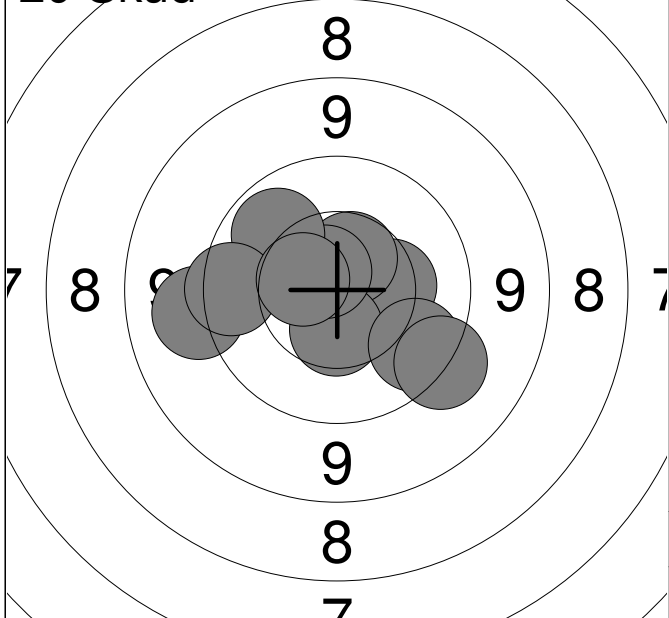
Serie	19.0
-------	------

Total	0.0
-------	-----

<p><b>20 Skud</b></p> 	<table style="width:100%;"> <tr><td style="width:10%;">1:</td><td style="width:10%;">9.4</td><td style="width:10%; text-align: right;">↗</td></tr> <tr><td>2:</td><td>10.2</td><td style="text-align: right;">↑</td></tr> <tr><td>3:</td><td>10.3</td><td style="text-align: right;">↗</td></tr> <tr><td>4:</td><td>10.0</td><td style="text-align: right;">←</td></tr> <tr><td>5:</td><td>9.1</td><td style="text-align: right;">←</td></tr> <tr><td>6:</td><td>*10.6</td><td style="text-align: right;">↓</td></tr> <tr><td>7:</td><td>10.2</td><td style="text-align: right;">←</td></tr> <tr><td>8:</td><td>9.9</td><td style="text-align: right;">↗</td></tr> <tr><td>9:</td><td>10.2</td><td style="text-align: right;">→</td></tr> <tr><td>10:</td><td>10.0</td><td style="text-align: right;">→</td></tr> </table>	1:	9.4	↗	2:	10.2	↑	3:	10.3	↗	4:	10.0	←	5:	9.1	←	6:	*10.6	↓	7:	10.2	←	8:	9.9	↗	9:	10.2	→	10:	10.0	→
1:	9.4	↗																													
2:	10.2	↑																													
3:	10.3	↗																													
4:	10.0	←																													
5:	9.1	←																													
6:	*10.6	↓																													
7:	10.2	←																													
8:	9.9	↗																													
9:	10.2	→																													
10:	10.0	→																													

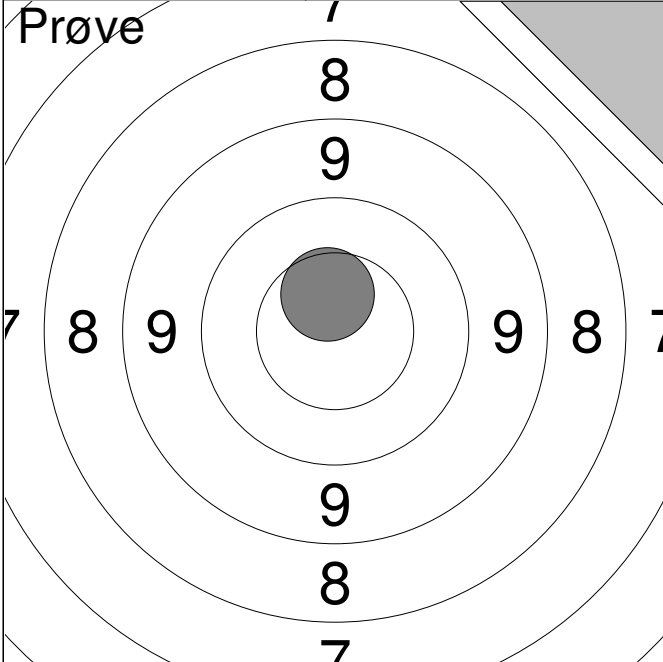
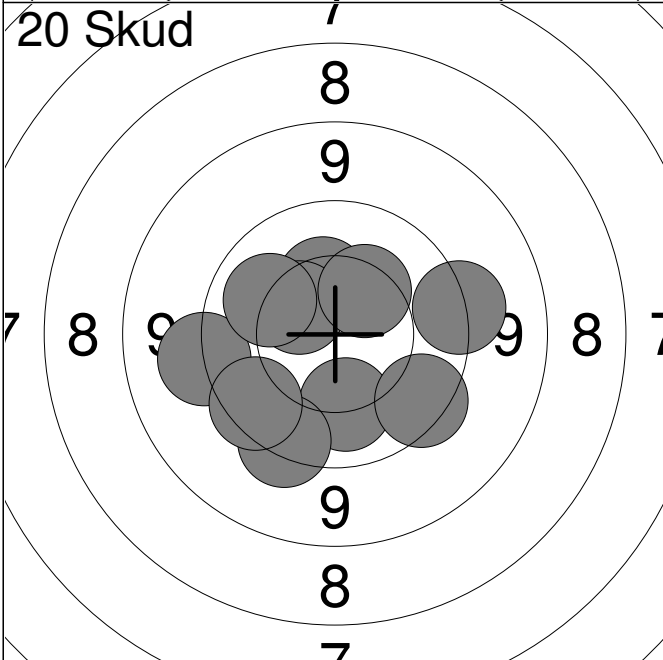
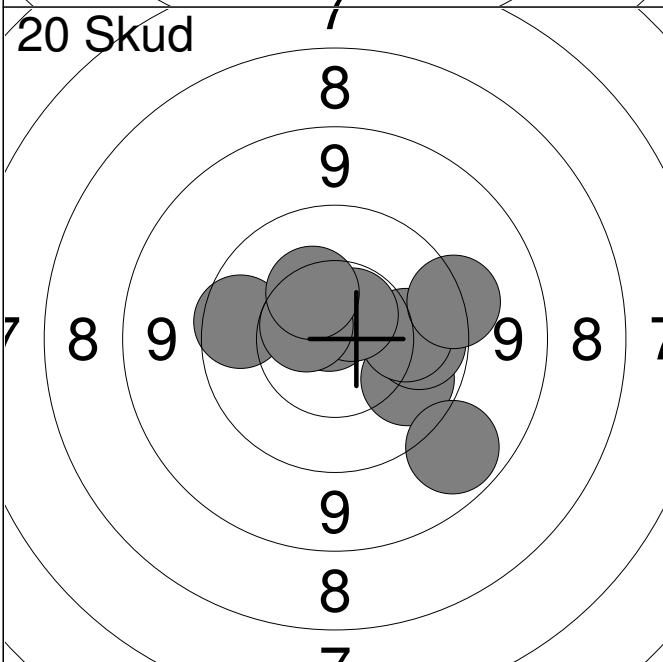
Serie	97.0
-------	------

Total	97.0
-------	------

<p><b>20 Skud</b></p> 	<table style="width:100%;"> <tr><td style="width:10%;">11:</td><td style="width:10%;">10.3</td><td style="width:10%; text-align: right;">→</td></tr> <tr><td>12:</td><td>10.5</td><td style="text-align: right;">↗</td></tr> <tr><td>13:</td><td>9.3</td><td style="text-align: right;">←</td></tr> <tr><td>14:</td><td>10.5</td><td style="text-align: right;">↓</td></tr> <tr><td>15:</td><td>*10.7</td><td style="text-align: right;">↗</td></tr> <tr><td>16:</td><td>10.0</td><td style="text-align: right;">↗</td></tr> <tr><td>17:</td><td>9.8</td><td style="text-align: right;">↓</td></tr> <tr><td>18:</td><td>9.4</td><td style="text-align: right;">↓</td></tr> <tr><td>19:</td><td>9.7</td><td style="text-align: right;">←</td></tr> <tr><td>20:</td><td>10.5</td><td style="text-align: right;">↖</td></tr> </table>	11:	10.3	→	12:	10.5	↗	13:	9.3	←	14:	10.5	↓	15:	*10.7	↗	16:	10.0	↗	17:	9.8	↓	18:	9.4	↓	19:	9.7	←	20:	10.5	↖
11:	10.3	→																													
12:	10.5	↗																													
13:	9.3	←																													
14:	10.5	↓																													
15:	*10.7	↗																													
16:	10.0	↗																													
17:	9.8	↓																													
18:	9.4	↓																													
19:	9.7	←																													
20:	10.5	↖																													

Serie	96.0
-------	------

Total	193.0
-------	-------

<p><b>Prøve</b></p> 	<table style="width:100%; border-collapse: collapse;"> <tr> <td style="width:10%;"></td> <td style="width:10%; text-align: right;">1:</td> <td style="width:10%; text-align: right;">10.5</td> <td style="width:10%;"></td> <td style="width:10%; text-align: right;">↑</td> </tr> <tr> <td colspan="5"><hr/></td> </tr> <tr> <td></td> <td>Serie</td> <td></td> <td></td> <td style="text-align: right;">10.0</td> </tr> <tr> <td colspan="5"><hr/></td> </tr> <tr> <td></td> <td>Total</td> <td></td> <td></td> <td style="text-align: right;">0.0</td> </tr> </table>		1:	10.5		↑	<hr/>						Serie			10.0	<hr/>						Total			0.0																																													
	1:	10.5		↑																																																																			
<hr/>																																																																							
	Serie			10.0																																																																			
<hr/>																																																																							
	Total			0.0																																																																			
<p><b>20 Skud</b></p> 	<table style="width:100%; border-collapse: collapse;"> <tr> <td style="width:10%;"></td> <td style="width:10%; text-align: right;">1:</td> <td style="width:10%; text-align: right;">10.3</td> <td style="width:10%;"></td> <td style="width:10%; text-align: right;">↑</td> </tr> <tr> <td></td> <td style="text-align: right;">2:</td> <td style="text-align: right;">10.1</td> <td></td> <td style="text-align: right;">↓</td> </tr> <tr> <td></td> <td style="text-align: right;">3:</td> <td style="text-align: right;">10.4</td> <td></td> <td style="text-align: right;">↗</td> </tr> <tr> <td></td> <td style="text-align: right;">4:</td> <td style="text-align: right;">9.4</td> <td></td> <td style="text-align: right;">←</td> </tr> <tr> <td></td> <td style="text-align: right;">5:</td> <td style="text-align: right;">9.6</td> <td></td> <td style="text-align: right;">↓</td> </tr> <tr> <td></td> <td style="text-align: right;">6:</td> <td style="text-align: right;">10.3</td> <td></td> <td style="text-align: right;">↗</td> </tr> <tr> <td></td> <td style="text-align: right;">7:</td> <td style="text-align: right;">9.7</td> <td></td> <td style="text-align: right;">↙</td> </tr> <tr> <td></td> <td style="text-align: right;">8:</td> <td style="text-align: right;">9.4</td> <td></td> <td style="text-align: right;">→</td> </tr> <tr> <td></td> <td style="text-align: right;">9:</td> <td style="text-align: right;">9.7</td> <td></td> <td style="text-align: right;">↓</td> </tr> <tr> <td></td> <td style="text-align: right;">10:</td> <td style="text-align: right;">10.1</td> <td></td> <td style="text-align: right;">↗</td> </tr> <tr> <td colspan="5"><hr/></td> </tr> <tr> <td></td> <td>Serie</td> <td></td> <td></td> <td style="text-align: right;">95.0</td> </tr> <tr> <td colspan="5"><hr/></td> </tr> <tr> <td></td> <td>Total</td> <td></td> <td></td> <td style="text-align: right;">95.0</td> </tr> </table>		1:	10.3		↑		2:	10.1		↓		3:	10.4		↗		4:	9.4		←		5:	9.6		↓		6:	10.3		↗		7:	9.7		↙		8:	9.4		→		9:	9.7		↓		10:	10.1		↗	<hr/>						Serie			95.0	<hr/>						Total			95.0
	1:	10.3		↑																																																																			
	2:	10.1		↓																																																																			
	3:	10.4		↗																																																																			
	4:	9.4		←																																																																			
	5:	9.6		↓																																																																			
	6:	10.3		↗																																																																			
	7:	9.7		↙																																																																			
	8:	9.4		→																																																																			
	9:	9.7		↓																																																																			
	10:	10.1		↗																																																																			
<hr/>																																																																							
	Serie			95.0																																																																			
<hr/>																																																																							
	Total			95.0																																																																			
<p><b>20 Skud</b></p> 	<table style="width:100%; border-collapse: collapse;"> <tr> <td style="width:10%;"></td> <td style="width:10%; text-align: right;">11:</td> <td style="width:10%; text-align: right;">10.0</td> <td style="width:10%;"></td> <td style="width:10%; text-align: right;">↘</td> </tr> <tr> <td></td> <td style="text-align: right;">12:</td> <td style="text-align: right;">9.0</td> <td></td> <td style="text-align: right;">↓</td> </tr> <tr> <td></td> <td style="text-align: right;">13:</td> <td style="text-align: right;">10.0</td> <td></td> <td style="text-align: right;">→</td> </tr> <tr> <td></td> <td style="text-align: right;">14:</td> <td style="text-align: right;">10.1</td> <td></td> <td style="text-align: right;">→</td> </tr> <tr> <td></td> <td style="text-align: right;">15:</td> <td style="text-align: right;">9.5</td> <td></td> <td style="text-align: right;">↗</td> </tr> <tr> <td></td> <td style="text-align: right;">16:</td> <td style="text-align: right;">*10.8</td> <td></td> <td style="text-align: right;">↗</td> </tr> <tr> <td></td> <td style="text-align: right;">17:</td> <td style="text-align: right;">*10.6</td> <td></td> <td style="text-align: right;">↗</td> </tr> <tr> <td></td> <td style="text-align: right;">18:</td> <td style="text-align: right;">9.8</td> <td></td> <td style="text-align: right;">←</td> </tr> <tr> <td></td> <td style="text-align: right;">19:</td> <td style="text-align: right;">10.6</td> <td></td> <td style="text-align: right;">↗</td> </tr> <tr> <td></td> <td style="text-align: right;">20:</td> <td style="text-align: right;">10.4</td> <td></td> <td style="text-align: right;">↗</td> </tr> <tr> <td colspan="5"><hr/></td> </tr> <tr> <td></td> <td>Serie</td> <td></td> <td></td> <td style="text-align: right;">97.0</td> </tr> <tr> <td colspan="5"><hr/></td> </tr> <tr> <td></td> <td>Total</td> <td></td> <td></td> <td style="text-align: right;">192.0</td> </tr> </table>		11:	10.0		↘		12:	9.0		↓		13:	10.0		→		14:	10.1		→		15:	9.5		↗		16:	*10.8		↗		17:	*10.6		↗		18:	9.8		←		19:	10.6		↗		20:	10.4		↗	<hr/>						Serie			97.0	<hr/>						Total			192.0
	11:	10.0		↘																																																																			
	12:	9.0		↓																																																																			
	13:	10.0		→																																																																			
	14:	10.1		→																																																																			
	15:	9.5		↗																																																																			
	16:	*10.8		↗																																																																			
	17:	*10.6		↗																																																																			
	18:	9.8		←																																																																			
	19:	10.6		↗																																																																			
	20:	10.4		↗																																																																			
<hr/>																																																																							
	Serie			97.0																																																																			
<hr/>																																																																							
	Total			192.0																																																																			

<p><b>Prøve</b></p>	<table style="width:100%; border-collapse: collapse;"> <tr><td style="text-align: right;">1:</td><td style="text-align: right;">10.0</td><td style="text-align: right;">↗</td></tr> <tr><td style="text-align: right;">2:</td><td style="text-align: right;">10.3</td><td style="text-align: right;">←</td></tr> <tr><td style="text-align: right;">3:</td><td style="text-align: right;">10.2</td><td style="text-align: right;">←</td></tr> <tr><td style="text-align: right;">4:</td><td style="text-align: right;">9.9</td><td style="text-align: right;">↙</td></tr> <tr><td style="text-align: right;">5:</td><td style="text-align: right;">*10.5</td><td style="text-align: right;">←</td></tr> <tr><td style="text-align: right;">6:</td><td style="text-align: right;">9.7</td><td style="text-align: right;">↙</td></tr> <tr><td style="text-align: right;">7:</td><td style="text-align: right;">10.0</td><td style="text-align: right;">←</td></tr> <tr><td style="text-align: right;">8:</td><td style="text-align: right;">10.2</td><td style="text-align: right;">↙</td></tr> </table>	1:	10.0	↗	2:	10.3	←	3:	10.2	←	4:	9.9	↙	5:	*10.5	←	6:	9.7	↙	7:	10.0	←	8:	10.2	↙
1:	10.0	↗																							
2:	10.3	←																							
3:	10.2	←																							
4:	9.9	↙																							
5:	*10.5	←																							
6:	9.7	↙																							
7:	10.0	←																							
8:	10.2	↙																							
<table style="width:100%; border-collapse: collapse;"> <tr> <td style="width:80%;">Serie</td> <td style="text-align: right;">78.0</td> </tr> <tr> <td>Total</td> <td style="text-align: right;">0.0</td> </tr> </table>		Serie	78.0	Total	0.0																				
Serie	78.0																								
Total	0.0																								

<p><b>20 Skud</b></p>	<table style="width:100%; border-collapse: collapse;"> <tr><td style="text-align: right;">1:</td><td style="text-align: right;">10.0</td><td style="text-align: right;">↙</td></tr> <tr><td style="text-align: right;">2:</td><td style="text-align: right;">10.3</td><td style="text-align: right;">↓</td></tr> <tr><td style="text-align: right;">3:</td><td style="text-align: right;">10.1</td><td style="text-align: right;">↓</td></tr> <tr><td style="text-align: right;">4:</td><td style="text-align: right;">10.1</td><td style="text-align: right;">↑</td></tr> <tr><td style="text-align: right;">5:</td><td style="text-align: right;">10.3</td><td style="text-align: right;">→</td></tr> <tr><td style="text-align: right;">6:</td><td style="text-align: right;">*10.8</td><td style="text-align: right;">↑</td></tr> <tr><td style="text-align: right;">7:</td><td style="text-align: right;">*10.6</td><td style="text-align: right;">↓</td></tr> <tr><td style="text-align: right;">8:</td><td style="text-align: right;">*10.7</td><td style="text-align: right;">←</td></tr> <tr><td style="text-align: right;">9:</td><td style="text-align: right;">10.4</td><td style="text-align: right;">↙</td></tr> <tr><td style="text-align: right;">10:</td><td style="text-align: right;">*10.7</td><td style="text-align: right;">↙</td></tr> </table>	1:	10.0	↙	2:	10.3	↓	3:	10.1	↓	4:	10.1	↑	5:	10.3	→	6:	*10.8	↑	7:	*10.6	↓	8:	*10.7	←	9:	10.4	↙	10:	*10.7	↙
1:	10.0	↙																													
2:	10.3	↓																													
3:	10.1	↓																													
4:	10.1	↑																													
5:	10.3	→																													
6:	*10.8	↑																													
7:	*10.6	↓																													
8:	*10.7	←																													
9:	10.4	↙																													
10:	*10.7	↙																													
<table style="width:100%; border-collapse: collapse;"> <tr> <td style="width:80%;">Serie</td> <td style="text-align: right;">100.0</td> </tr> <tr> <td>Total</td> <td style="text-align: right;">100.0</td> </tr> </table>		Serie	100.0	Total	100.0																										
Serie	100.0																														
Total	100.0																														

<p><b>20 Skud</b></p>	<table style="width:100%; border-collapse: collapse;"> <tr><td style="text-align: right;">11:</td><td style="text-align: right;">10.2</td><td style="text-align: right;">↙</td></tr> <tr><td style="text-align: right;">12:</td><td style="text-align: right;">10.4</td><td style="text-align: right;">↑</td></tr> <tr><td style="text-align: right;">13:</td><td style="text-align: right;">10.4</td><td style="text-align: right;">↓</td></tr> <tr><td style="text-align: right;">14:</td><td style="text-align: right;">10.4</td><td style="text-align: right;">↙</td></tr> <tr><td style="text-align: right;">15:</td><td style="text-align: right;">10.1</td><td style="text-align: right;">↙</td></tr> <tr><td style="text-align: right;">16:</td><td style="text-align: right;">10.2</td><td style="text-align: right;">↙</td></tr> <tr><td style="text-align: right;">17:</td><td style="text-align: right;">10.4</td><td style="text-align: right;">↗</td></tr> <tr><td style="text-align: right;">18:</td><td style="text-align: right;">10.0</td><td style="text-align: right;">↙</td></tr> <tr><td style="text-align: right;">19:</td><td style="text-align: right;">10.2</td><td style="text-align: right;">↗</td></tr> <tr><td style="text-align: right;">20:</td><td style="text-align: right;">*10.6</td><td style="text-align: right;">↗</td></tr> </table>	11:	10.2	↙	12:	10.4	↑	13:	10.4	↓	14:	10.4	↙	15:	10.1	↙	16:	10.2	↙	17:	10.4	↗	18:	10.0	↙	19:	10.2	↗	20:	*10.6	↗
11:	10.2	↙																													
12:	10.4	↑																													
13:	10.4	↓																													
14:	10.4	↙																													
15:	10.1	↙																													
16:	10.2	↙																													
17:	10.4	↗																													
18:	10.0	↙																													
19:	10.2	↗																													
20:	*10.6	↗																													
<table style="width:100%; border-collapse: collapse;"> <tr> <td style="width:80%;">Serie</td> <td style="text-align: right;">100.0</td> </tr> <tr> <td>Total</td> <td style="text-align: right;">200.0</td> </tr> </table>		Serie	100.0	Total	200.0																										
Serie	100.0																														
Total	200.0																														

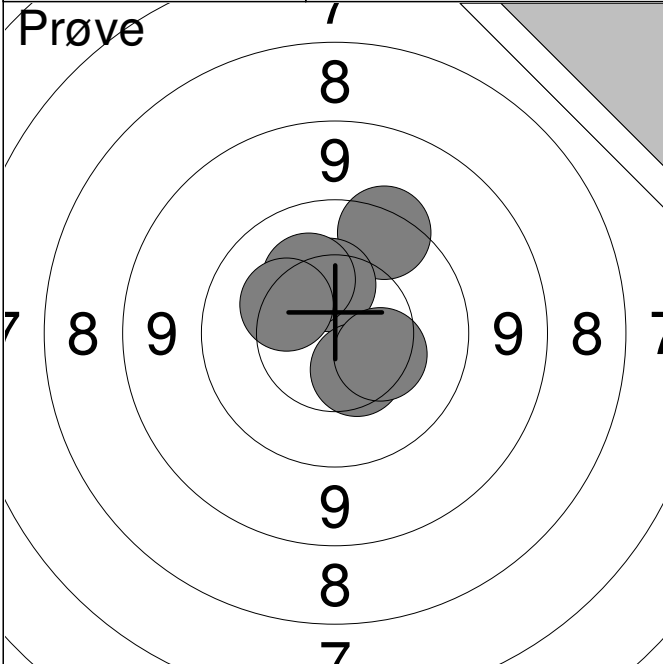
Hold  
**153**

Skive  
**6**

**Ann Olsen**

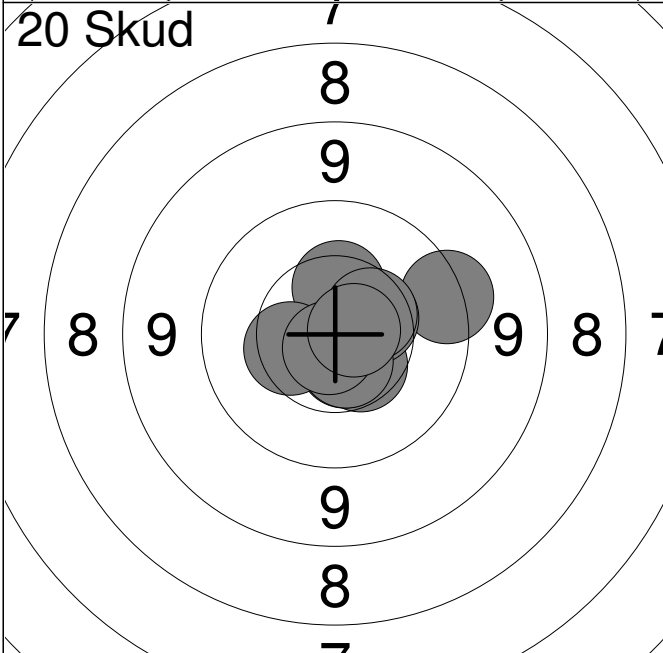
Aalborg Skyttekreds

MÅ1



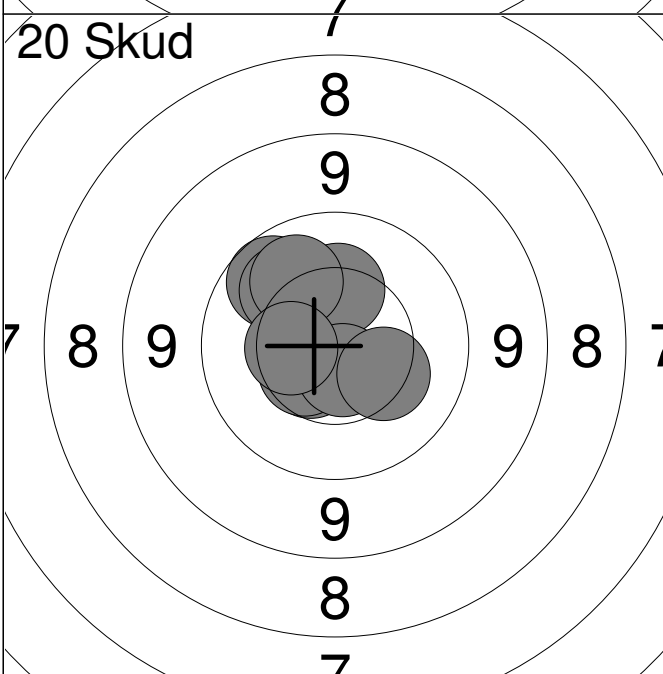
1:	9.6	↗
2:	10.4	↑
3:	10.5	↘
4:	10.3	↗
5:	10.3	↗
6:	10.4	↘

Serie	59.0
Total	0.0



1:	10.5	↘
2:	*10.6	↘
3:	9.6	→
4:	10.4	↑
5:	10.5	→
6:	*10.6	↘
7:	10.4	←
8:	*10.8	↘
9:	10.5	→
10:	*10.7	→

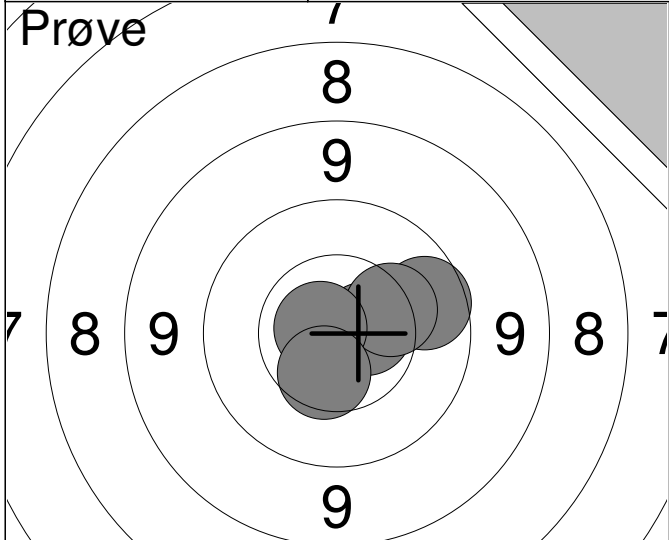
Serie	99.0
Total	99.0



11:	9.9	↗
12:	10.5	↗
13:	10.1	↗
14:	10.3	↑
15:	10.5	↘
16:	10.5	↘
17:	10.1	↗
18:	*10.7	↘
19:	10.4	←
20:	10.3	↘

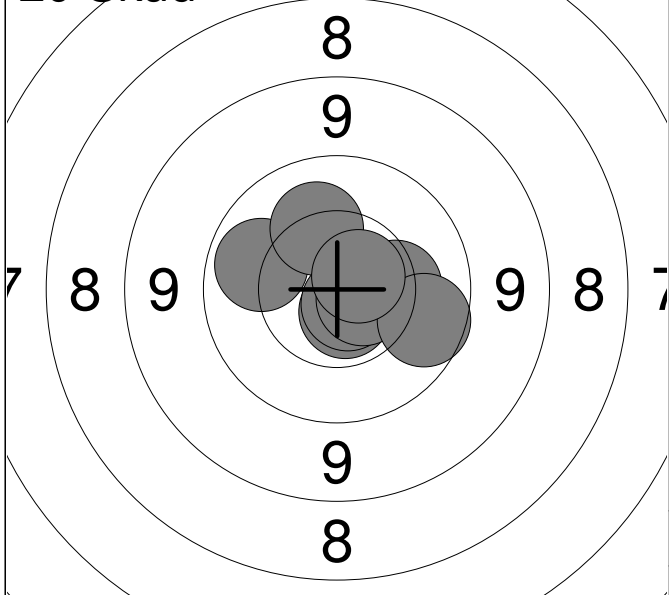
Serie	99.0
Total	198.0



<p><b>Prøve</b></p> 	<table style="width:100%; border-collapse: collapse;"> <tr><td style="width:10%;">1:</td><td style="width:10%;">9.9</td><td style="width:10%; text-align: right;">→</td></tr> <tr><td>2:</td><td>*10.6</td><td style="text-align: right;">→</td></tr> <tr><td>3:</td><td>10.3</td><td style="text-align: right;">→</td></tr> <tr><td>4:</td><td>*10.8</td><td style="text-align: right;">←</td></tr> <tr><td>5:</td><td>10.5</td><td style="text-align: right;">↓</td></tr> </table>	1:	9.9	→	2:	*10.6	→	3:	10.3	→	4:	*10.8	←	5:	10.5	↓
1:	9.9	→														
2:	*10.6	→														
3:	10.3	→														
4:	*10.8	←														
5:	10.5	↓														

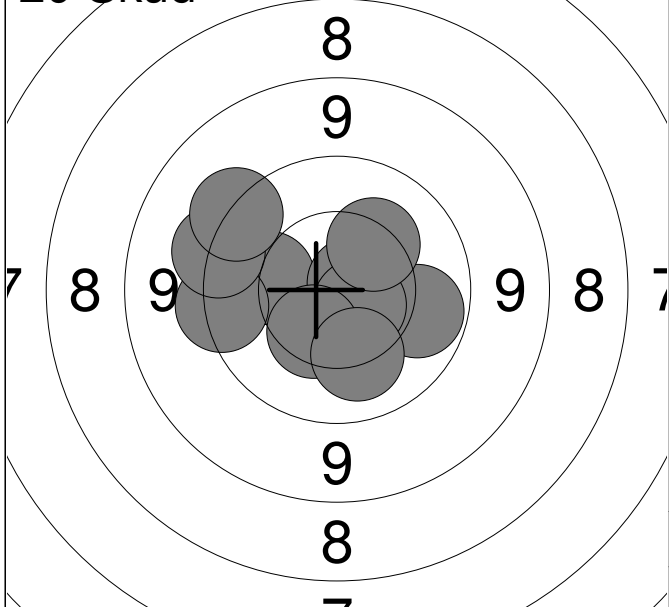
Serie	49.0
-------	------

Total	0.0
-------	-----

<p><b>20 Skud</b></p> 	<table style="width:100%; border-collapse: collapse;"> <tr><td style="width:10%;">1:</td><td style="width:10%;">10.4</td><td style="width:10%; text-align: right;">→</td></tr> <tr><td>2:</td><td>*10.7</td><td style="text-align: right;">↓</td></tr> <tr><td>3:</td><td>*10.6</td><td style="text-align: right;">→</td></tr> <tr><td>4:</td><td>10.3</td><td style="text-align: right;">→</td></tr> <tr><td>5:</td><td>10.0</td><td style="text-align: right;">↑</td></tr> <tr><td>6:</td><td>10.2</td><td style="text-align: right;">↗</td></tr> <tr><td>7:</td><td>*10.7</td><td style="text-align: right;">↓</td></tr> <tr><td>8:</td><td>*10.6</td><td style="text-align: right;">↓</td></tr> <tr><td>9:</td><td>9.9</td><td style="text-align: right;">→</td></tr> <tr><td>10:</td><td>*10.7</td><td style="text-align: right;">↗</td></tr> </table>	1:	10.4	→	2:	*10.7	↓	3:	*10.6	→	4:	10.3	→	5:	10.0	↑	6:	10.2	↗	7:	*10.7	↓	8:	*10.6	↓	9:	9.9	→	10:	*10.7	↗
1:	10.4	→																													
2:	*10.7	↓																													
3:	*10.6	→																													
4:	10.3	→																													
5:	10.0	↑																													
6:	10.2	↗																													
7:	*10.7	↓																													
8:	*10.6	↓																													
9:	9.9	→																													
10:	*10.7	↗																													

Serie	99.0
-------	------

Total	99.0
-------	------

<p><b>20 Skud</b></p> 	<table style="width:100%; border-collapse: collapse;"> <tr><td style="width:10%;">11:</td><td style="width:10%;">10.0</td><td style="width:10%; text-align: right;">→</td></tr> <tr><td>12:</td><td>10.1</td><td style="text-align: right;">←</td></tr> <tr><td>13:</td><td>*10.7</td><td style="text-align: right;">→</td></tr> <tr><td>14:</td><td>9.6</td><td style="text-align: right;">←</td></tr> <tr><td>15:</td><td>*10.6</td><td style="text-align: right;">↓</td></tr> <tr><td>16:</td><td>10.4</td><td style="text-align: right;">↘</td></tr> <tr><td>17:</td><td>10.2</td><td style="text-align: right;">↘</td></tr> <tr><td>18:</td><td>9.5</td><td style="text-align: right;">↑</td></tr> <tr><td>19:</td><td>9.4</td><td style="text-align: right;">↗</td></tr> <tr><td>20:</td><td>10.3</td><td style="text-align: right;">↗</td></tr> </table>	11:	10.0	→	12:	10.1	←	13:	*10.7	→	14:	9.6	←	15:	*10.6	↓	16:	10.4	↘	17:	10.2	↘	18:	9.5	↑	19:	9.4	↗	20:	10.3	↗
11:	10.0	→																													
12:	10.1	←																													
13:	*10.7	→																													
14:	9.6	←																													
15:	*10.6	↓																													
16:	10.4	↘																													
17:	10.2	↘																													
18:	9.5	↑																													
19:	9.4	↗																													
20:	10.3	↗																													

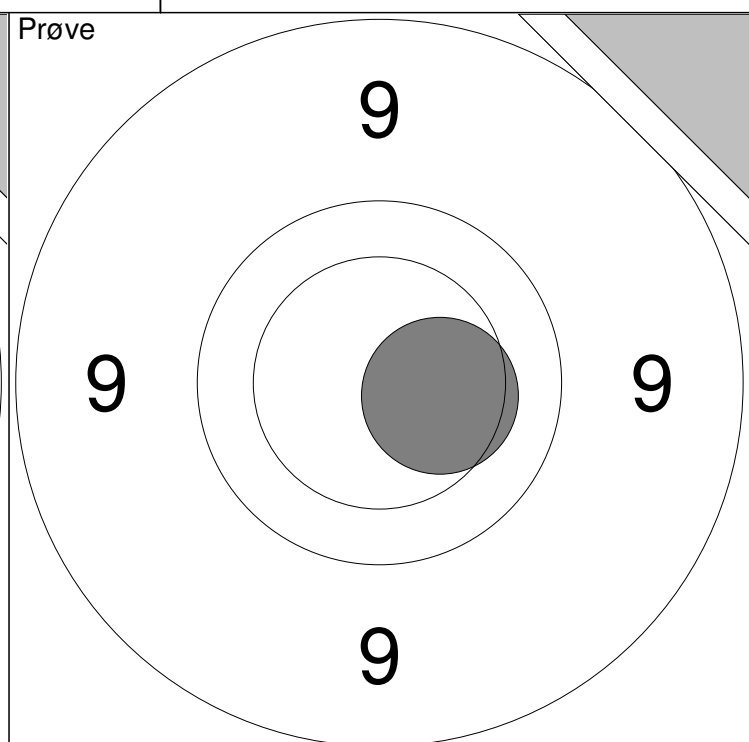
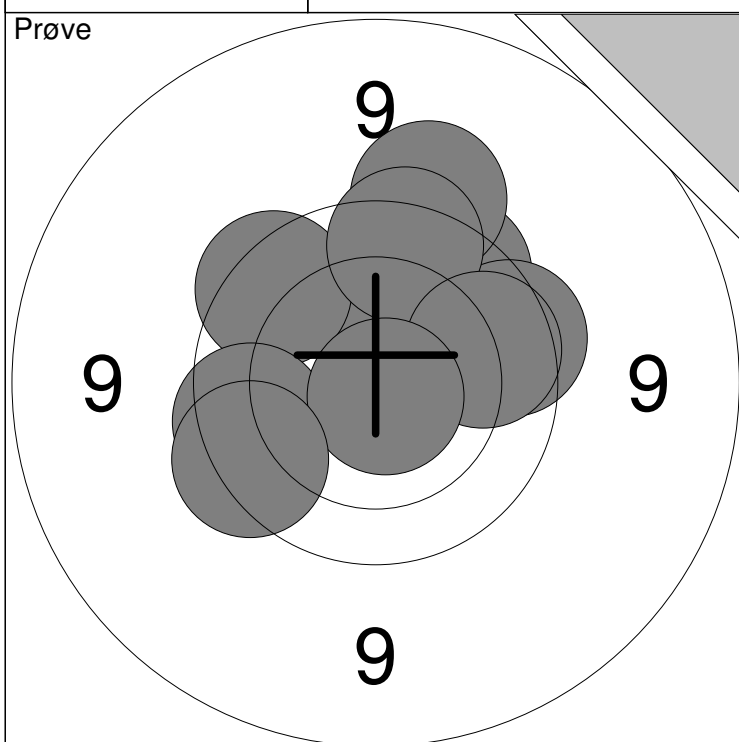
Serie	97.0
-------	------

Total	196.0
-------	-------

<p><b>Prøve</b></p>	<table style="width:100%; border-collapse: collapse;"> <tr><td style="text-align: right;">1:</td><td style="text-align: right;">9.7</td><td style="text-align: right;">↘</td></tr> <tr><td style="text-align: right;">2:</td><td style="text-align: right;">9.8</td><td style="text-align: right;">→</td></tr> <tr><td style="text-align: right;">3:</td><td style="text-align: right;">10.4</td><td style="text-align: right;">→</td></tr> <tr><td style="text-align: right;">4:</td><td style="text-align: right;">9.8</td><td style="text-align: right;">→</td></tr> <tr><td style="text-align: right;">5:</td><td style="text-align: right;">*10.5</td><td style="text-align: right;">→</td></tr> <tr><td style="text-align: right;">6:</td><td style="text-align: right;">9.9</td><td style="text-align: right;">←</td></tr> <tr><td style="text-align: right;">7:</td><td style="text-align: right;">*10.6</td><td style="text-align: right;">←</td></tr> <tr><td style="text-align: right;">8:</td><td style="text-align: right;">*10.7</td><td style="text-align: right;">↘</td></tr> <tr><td style="text-align: right;">9:</td><td style="text-align: right;">10.2</td><td style="text-align: right;">↖</td></tr> <tr><td style="text-align: right;">10:</td><td style="text-align: right;">*10.5</td><td style="text-align: right;">↗</td></tr> <tr><td colspan="2">Serie</td><td style="text-align: right;">96.0</td></tr> <tr><td colspan="2">Total</td><td style="text-align: right;">0.0</td></tr> </table>	1:	9.7	↘	2:	9.8	→	3:	10.4	→	4:	9.8	→	5:	*10.5	→	6:	9.9	←	7:	*10.6	←	8:	*10.7	↘	9:	10.2	↖	10:	*10.5	↗	Serie		96.0	Total		0.0
1:	9.7	↘																																			
2:	9.8	→																																			
3:	10.4	→																																			
4:	9.8	→																																			
5:	*10.5	→																																			
6:	9.9	←																																			
7:	*10.6	←																																			
8:	*10.7	↘																																			
9:	10.2	↖																																			
10:	*10.5	↗																																			
Serie		96.0																																			
Total		0.0																																			

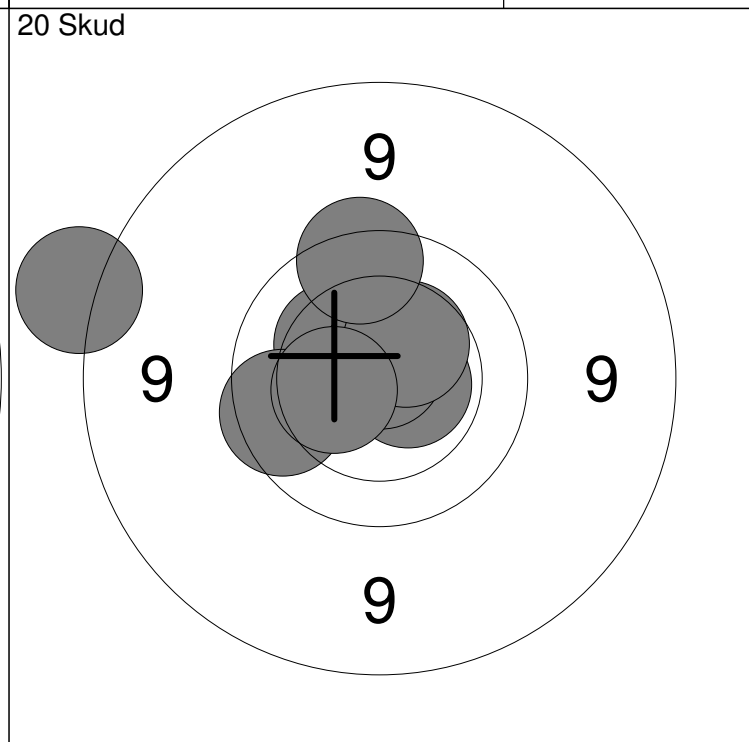
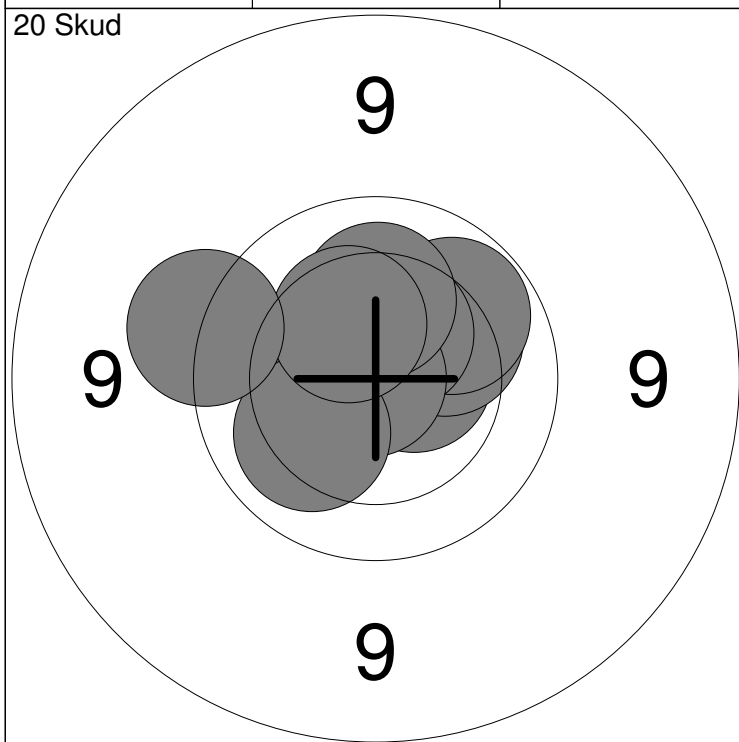
<p><b>20 Skud</b></p>	<table style="width:100%; border-collapse: collapse;"> <tr><td style="text-align: right;">1:</td><td style="text-align: right;">*10.7</td><td style="text-align: right;">←</td></tr> <tr><td style="text-align: right;">2:</td><td style="text-align: right;">*10.8</td><td style="text-align: right;">↘</td></tr> <tr><td style="text-align: right;">3:</td><td style="text-align: right;">10.3</td><td style="text-align: right;">←</td></tr> <tr><td style="text-align: right;">4:</td><td style="text-align: right;">10.4</td><td style="text-align: right;">↖</td></tr> <tr><td style="text-align: right;">5:</td><td style="text-align: right;">10.1</td><td style="text-align: right;">↗</td></tr> <tr><td style="text-align: right;">6:</td><td style="text-align: right;">10.1</td><td style="text-align: right;">↘</td></tr> <tr><td style="text-align: right;">7:</td><td style="text-align: right;">*10.5</td><td style="text-align: right;">↗</td></tr> <tr><td style="text-align: right;">8:</td><td style="text-align: right;">10.4</td><td style="text-align: right;">↖</td></tr> <tr><td style="text-align: right;">9:</td><td style="text-align: right;">10.4</td><td style="text-align: right;">←</td></tr> <tr><td style="text-align: right;">10:</td><td style="text-align: right;">9.8</td><td style="text-align: right;">←</td></tr> <tr><td colspan="2">Serie</td><td style="text-align: right;">99.0</td></tr> <tr><td colspan="2">Total</td><td style="text-align: right;">99.0</td></tr> </table>	1:	*10.7	←	2:	*10.8	↘	3:	10.3	←	4:	10.4	↖	5:	10.1	↗	6:	10.1	↘	7:	*10.5	↗	8:	10.4	↖	9:	10.4	←	10:	9.8	←	Serie		99.0	Total		99.0
1:	*10.7	←																																			
2:	*10.8	↘																																			
3:	10.3	←																																			
4:	10.4	↖																																			
5:	10.1	↗																																			
6:	10.1	↘																																			
7:	*10.5	↗																																			
8:	10.4	↖																																			
9:	10.4	←																																			
10:	9.8	←																																			
Serie		99.0																																			
Total		99.0																																			

<p><b>20 Skud</b></p>	<table style="width:100%; border-collapse: collapse;"> <tr><td style="text-align: right;">11:</td><td style="text-align: right;">*10.8</td><td style="text-align: right;">↗</td></tr> <tr><td style="text-align: right;">12:</td><td style="text-align: right;">9.9</td><td style="text-align: right;">↗</td></tr> <tr><td style="text-align: right;">13:</td><td style="text-align: right;">*10.5</td><td style="text-align: right;">↘</td></tr> <tr><td style="text-align: right;">14:</td><td style="text-align: right;">10.4</td><td style="text-align: right;">↘</td></tr> <tr><td style="text-align: right;">15:</td><td style="text-align: right;">*10.6</td><td style="text-align: right;">→</td></tr> <tr><td style="text-align: right;">16:</td><td style="text-align: right;">10.3</td><td style="text-align: right;">↗</td></tr> <tr><td style="text-align: right;">17:</td><td style="text-align: right;">*10.5</td><td style="text-align: right;">↑</td></tr> <tr><td style="text-align: right;">18:</td><td style="text-align: right;">*10.5</td><td style="text-align: right;">↘</td></tr> <tr><td style="text-align: right;">19:</td><td style="text-align: right;">10.2</td><td style="text-align: right;">←</td></tr> <tr><td style="text-align: right;">20:</td><td style="text-align: right;">*10.6</td><td style="text-align: right;">↘</td></tr> <tr><td colspan="2">Serie</td><td style="text-align: right;">99.0</td></tr> <tr><td colspan="2">Total</td><td style="text-align: right;">198.0</td></tr> </table>	11:	*10.8	↗	12:	9.9	↗	13:	*10.5	↘	14:	10.4	↘	15:	*10.6	→	16:	10.3	↗	17:	*10.5	↑	18:	*10.5	↘	19:	10.2	←	20:	*10.6	↘	Serie		99.0	Total		198.0
11:	*10.8	↗																																			
12:	9.9	↗																																			
13:	*10.5	↘																																			
14:	10.4	↘																																			
15:	*10.6	→																																			
16:	10.3	↗																																			
17:	*10.5	↑																																			
18:	*10.5	↘																																			
19:	10.2	←																																			
20:	*10.6	↘																																			
Serie		99.0																																			
Total		198.0																																			



1: 9.8 ↗	6: 9.7 ↑	Serie	92.0
2: 9.5 ↑	7: 9.9 →		
3: *10.6 ↗	8: 9.8 ←	Total	0.0
4: 9.7 →	9: *10.8 ↘		
5: 9.8 ↙	10: 9.7 ↙		

11: 10.4 →	Serie	10.0
	Total	0.0



1: *10.6 →	6: *10.9 ←	Serie	99.0
2: 10.2 ↗	7: 10.1 ↘		
3: 10.0 ↗	8: 10.2 ↑	Total	99.0
4: *10.5 ←	9: 10.4 ↑		
5: 10.5 ↑	10: 9.5 ←		

11: *10.6 ↖	16: *10.8 ↑	Serie	96.0
12: *10.6 →	17: 8.6 ←		
13: *10.8 ↖	18: 10.4 ↗	Total	195.0
14: 10.3 ↙	19: 9.7 ↑		
15: 9.8 ←	20: 10.4 ←		

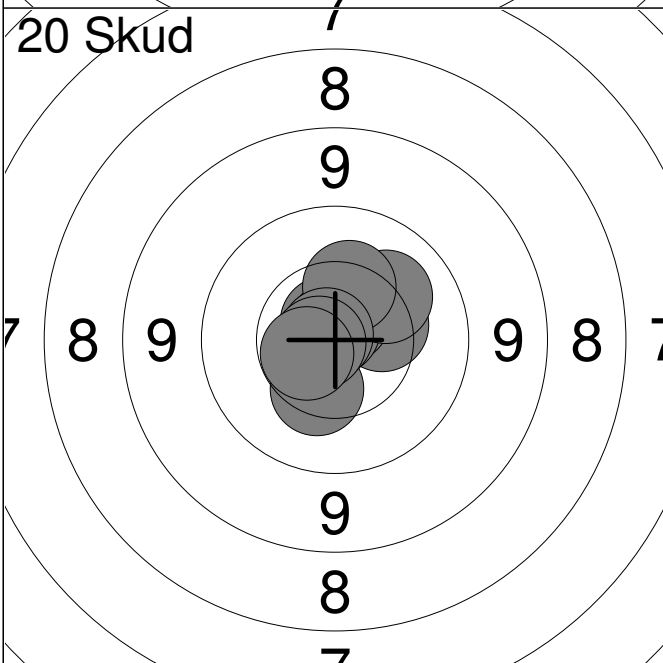
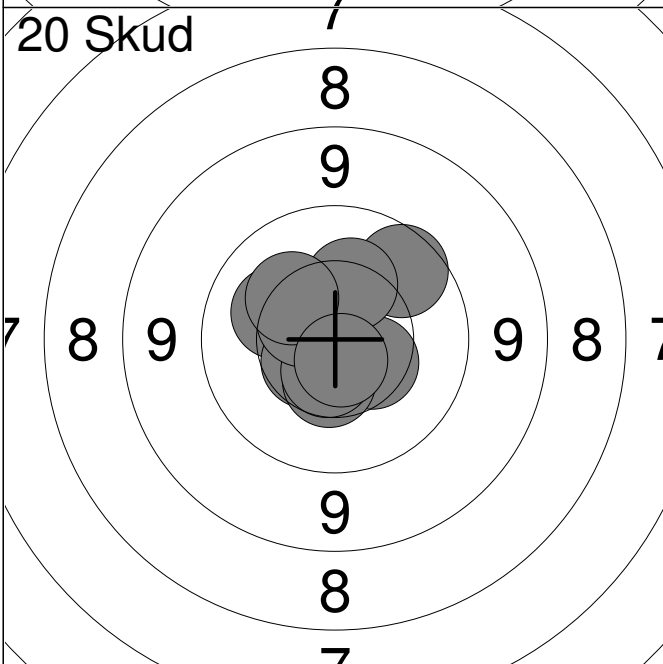
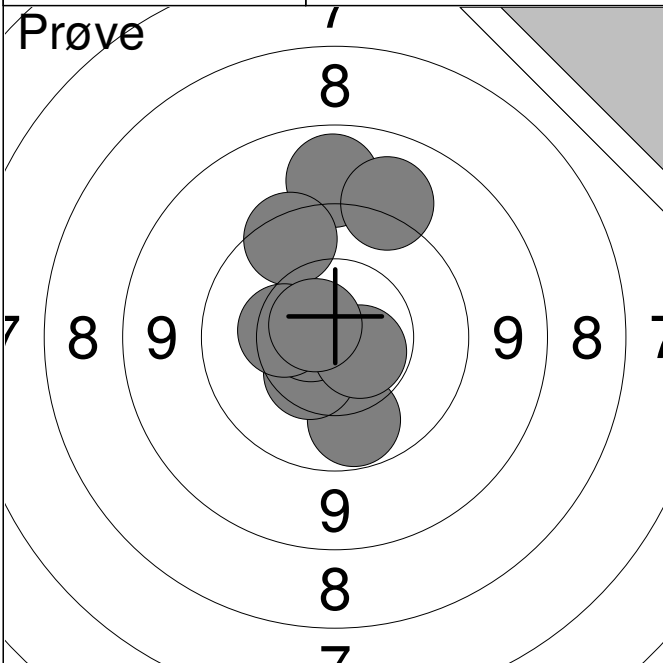
Hold  
**153**

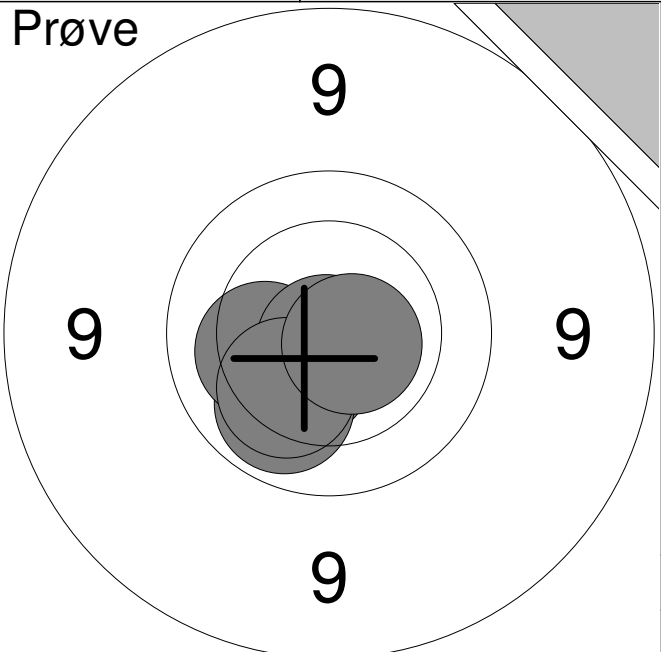
Skive  
**10**

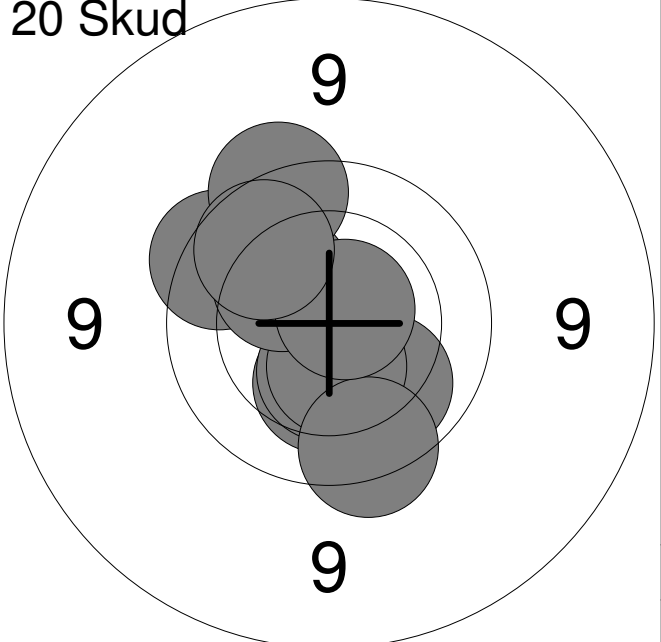
**Charlotte Larsen**

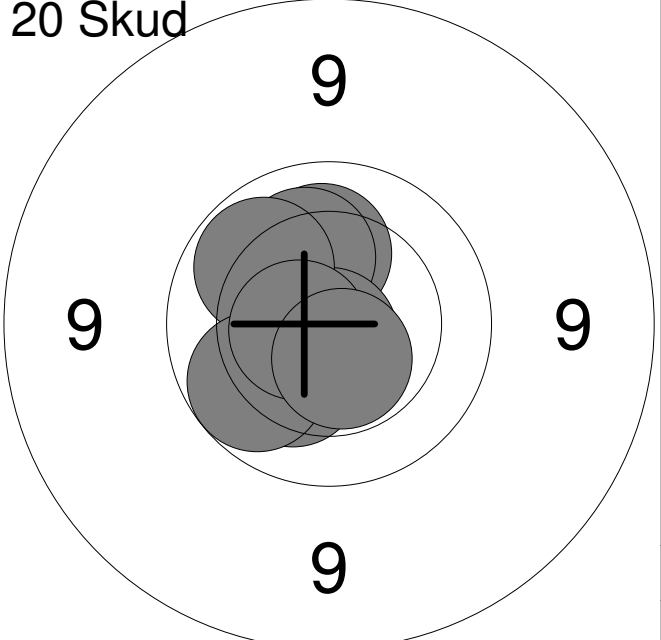
Vilsted Skf.

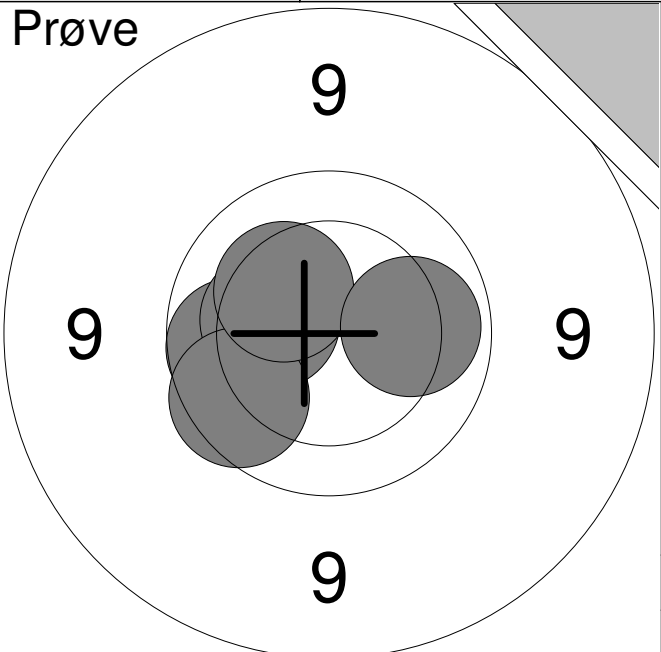
ÅK2

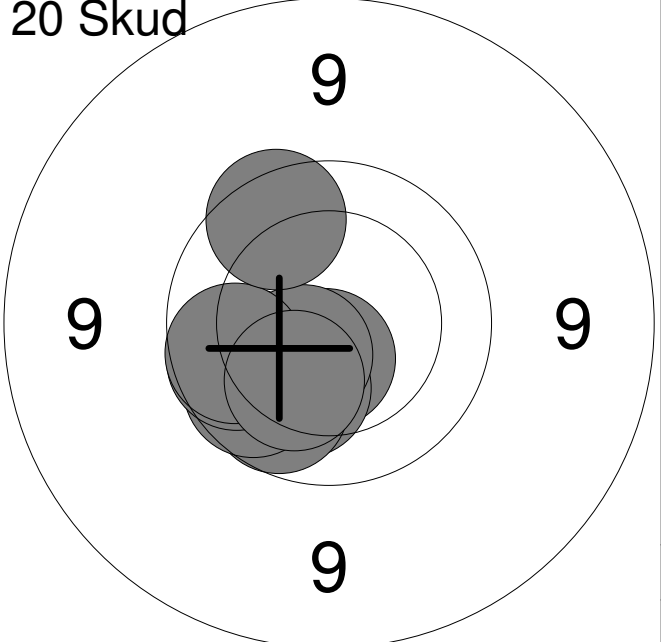


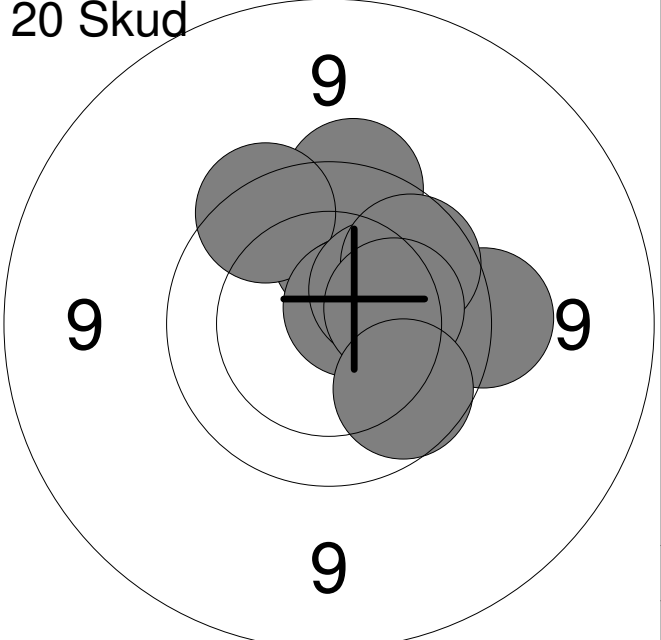
<p><b>Prøve</b></p> 	<table style="width:100%; border-collapse: collapse;"> <tr><td style="width:10%;">1:</td><td style="width:20%;">10.5</td><td style="width:10%; text-align: right;">↙</td></tr> <tr><td>2:</td><td>10.0</td><td style="text-align: right;">↘</td></tr> <tr><td>3:</td><td>10.2</td><td style="text-align: right;">←</td></tr> <tr><td>4:</td><td>*10.8</td><td style="text-align: right;">↘</td></tr> <tr><td>5:</td><td>10.2</td><td style="text-align: right;">↙</td></tr> <tr><td>6:</td><td>*10.7</td><td style="text-align: right;">↘</td></tr> </table> <table border="1" style="width:100%; border-collapse: collapse; margin-top: 5px;"> <tr> <td style="width:80%;">Serie</td> <td style="text-align: right;">60.0</td> </tr> <tr> <td>Total</td> <td style="text-align: right;">0.0</td> </tr> </table>	1:	10.5	↙	2:	10.0	↘	3:	10.2	←	4:	*10.8	↘	5:	10.2	↙	6:	*10.7	↘	Serie	60.0	Total	0.0
1:	10.5	↙																					
2:	10.0	↘																					
3:	10.2	←																					
4:	*10.8	↘																					
5:	10.2	↙																					
6:	*10.7	↘																					
Serie	60.0																						
Total	0.0																						

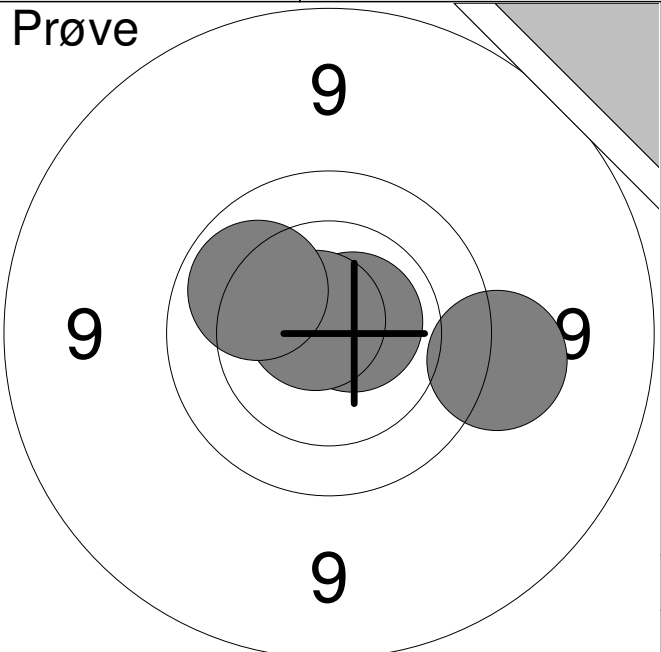
<p><b>20 Skud</b></p> 	<table style="width:100%; border-collapse: collapse;"> <tr><td style="width:10%;">1:</td><td style="width:20%;">10.3</td><td style="width:10%; text-align: right;">↘</td></tr> <tr><td>2:</td><td>10.1</td><td style="text-align: right;">↘</td></tr> <tr><td>3:</td><td>10.4</td><td style="text-align: right;">↘</td></tr> <tr><td>4:</td><td>10.5</td><td style="text-align: right;">↘</td></tr> <tr><td>5:</td><td>9.7</td><td style="text-align: right;">↗</td></tr> <tr><td>6:</td><td>10.3</td><td style="text-align: right;">↗</td></tr> <tr><td>7:</td><td>9.7</td><td style="text-align: right;">↘</td></tr> <tr><td>8:</td><td>*10.7</td><td style="text-align: right;">↗</td></tr> <tr><td>9:</td><td>9.7</td><td style="text-align: right;">↗</td></tr> <tr><td>10:</td><td>9.9</td><td style="text-align: right;">↗</td></tr> </table> <table border="1" style="width:100%; border-collapse: collapse; margin-top: 5px;"> <tr> <td style="width:80%;">Serie</td> <td style="text-align: right;">96.0</td> </tr> <tr> <td>Total</td> <td style="text-align: right;">96.0</td> </tr> </table>	1:	10.3	↘	2:	10.1	↘	3:	10.4	↘	4:	10.5	↘	5:	9.7	↗	6:	10.3	↗	7:	9.7	↘	8:	*10.7	↗	9:	9.7	↗	10:	9.9	↗	Serie	96.0	Total	96.0
1:	10.3	↘																																	
2:	10.1	↘																																	
3:	10.4	↘																																	
4:	10.5	↘																																	
5:	9.7	↗																																	
6:	10.3	↗																																	
7:	9.7	↘																																	
8:	*10.7	↗																																	
9:	9.7	↗																																	
10:	9.9	↗																																	
Serie	96.0																																		
Total	96.0																																		

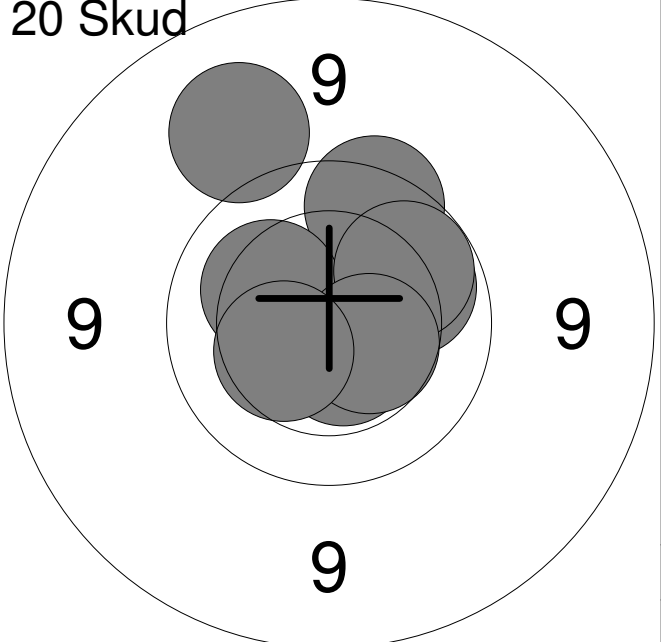
<p><b>20 Skud</b></p> 	<table style="width:100%; border-collapse: collapse;"> <tr><td style="width:10%;">11:</td><td style="width:20%;">10.2</td><td style="width:10%; text-align: right;">↑</td></tr> <tr><td>12:</td><td>*10.7</td><td style="text-align: right;">←</td></tr> <tr><td>13:</td><td>*10.5</td><td style="text-align: right;">←</td></tr> <tr><td>14:</td><td>10.2</td><td style="text-align: right;">↗</td></tr> <tr><td>15:</td><td>*10.8</td><td style="text-align: right;">↘</td></tr> <tr><td>16:</td><td>10.0</td><td style="text-align: right;">↗</td></tr> <tr><td>17:</td><td>10.3</td><td style="text-align: right;">↘</td></tr> <tr><td>18:</td><td>10.0</td><td style="text-align: right;">↘</td></tr> <tr><td>19:</td><td>*10.6</td><td style="text-align: right;">←</td></tr> <tr><td>20:</td><td>*10.6</td><td style="text-align: right;">↘</td></tr> </table> <table border="1" style="width:100%; border-collapse: collapse; margin-top: 5px;"> <tr> <td style="width:80%;">Serie</td> <td style="text-align: right;">100.0</td> </tr> <tr> <td>Total</td> <td style="text-align: right;">196.0</td> </tr> </table>	11:	10.2	↑	12:	*10.7	←	13:	*10.5	←	14:	10.2	↗	15:	*10.8	↘	16:	10.0	↗	17:	10.3	↘	18:	10.0	↘	19:	*10.6	←	20:	*10.6	↘	Serie	100.0	Total	196.0
11:	10.2	↑																																	
12:	*10.7	←																																	
13:	*10.5	←																																	
14:	10.2	↗																																	
15:	*10.8	↘																																	
16:	10.0	↗																																	
17:	10.3	↘																																	
18:	10.0	↘																																	
19:	*10.6	←																																	
20:	*10.6	↘																																	
Serie	100.0																																		
Total	196.0																																		

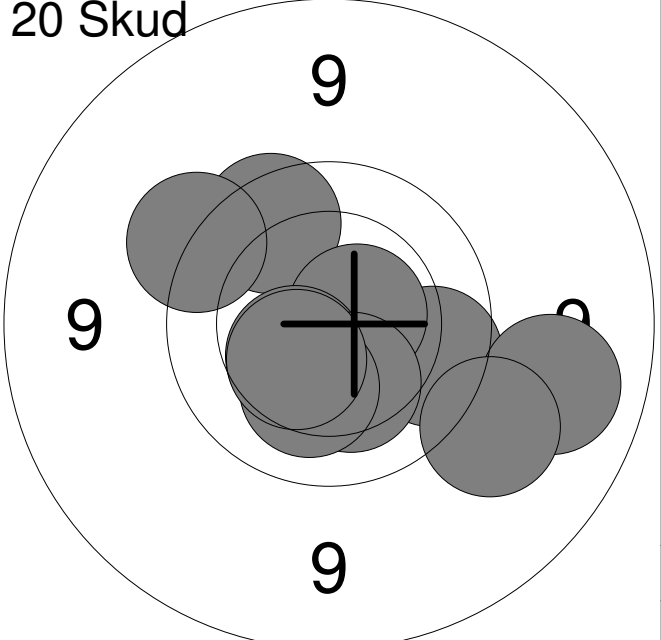
<p><b>Prøve</b></p> 	<table style="width:100%; border-collapse: collapse;"> <tr><td style="width:10%;">1:</td><td style="width:15%;">9.9</td><td style="width:10%; text-align: right;">←</td></tr> <tr><td>2:</td><td>10.3</td><td style="text-align: right;">←</td></tr> <tr><td>3:</td><td>9.8</td><td style="text-align: right;">↙</td></tr> <tr><td>4:</td><td>10.3</td><td style="text-align: right;">↗</td></tr> <tr><td>5:</td><td>10.1</td><td style="text-align: right;">→</td></tr> </table> <table border="1" style="width:100%; border-collapse: collapse; margin-top: 10px;"> <tr> <td style="width:80%;">Serie</td> <td style="text-align: right;">48.0</td> </tr> <tr> <td>Total</td> <td style="text-align: right;">0.0</td> </tr> </table>	1:	9.9	←	2:	10.3	←	3:	9.8	↙	4:	10.3	↗	5:	10.1	→	Serie	48.0	Total	0.0
1:	9.9	←																		
2:	10.3	←																		
3:	9.8	↙																		
4:	10.3	↗																		
5:	10.1	→																		
Serie	48.0																			
Total	0.0																			

<p><b>20 Skud</b></p> 	<table style="width:100%; border-collapse: collapse;"> <tr><td style="width:10%;">1:</td><td style="width:15%;">*10.6</td><td style="width:10%; text-align: right;">↓</td></tr> <tr><td>2:</td><td>10.2</td><td style="text-align: right;">↙</td></tr> <tr><td>3:</td><td>10.0</td><td style="text-align: right;">←</td></tr> <tr><td>4:</td><td>9.9</td><td style="text-align: right;">↙</td></tr> <tr><td>5:</td><td>9.9</td><td style="text-align: right;">↙</td></tr> <tr><td>6:</td><td>9.9</td><td style="text-align: right;">←</td></tr> <tr><td>7:</td><td>*10.5</td><td style="text-align: right;">↙</td></tr> <tr><td>8:</td><td>9.9</td><td style="text-align: right;">←</td></tr> <tr><td>9:</td><td>10.2</td><td style="text-align: right;">↙</td></tr> <tr><td>10:</td><td>9.8</td><td style="text-align: right;">↗</td></tr> </table> <table border="1" style="width:100%; border-collapse: collapse; margin-top: 10px;"> <tr> <td style="width:80%;">Serie</td> <td style="text-align: right;">95.0</td> </tr> <tr> <td>Total</td> <td style="text-align: right;">95.0</td> </tr> </table>	1:	*10.6	↓	2:	10.2	↙	3:	10.0	←	4:	9.9	↙	5:	9.9	↙	6:	9.9	←	7:	*10.5	↙	8:	9.9	←	9:	10.2	↙	10:	9.8	↗	Serie	95.0	Total	95.0
1:	*10.6	↓																																	
2:	10.2	↙																																	
3:	10.0	←																																	
4:	9.9	↙																																	
5:	9.9	↙																																	
6:	9.9	←																																	
7:	*10.5	↙																																	
8:	9.9	←																																	
9:	10.2	↙																																	
10:	9.8	↗																																	
Serie	95.0																																		
Total	95.0																																		

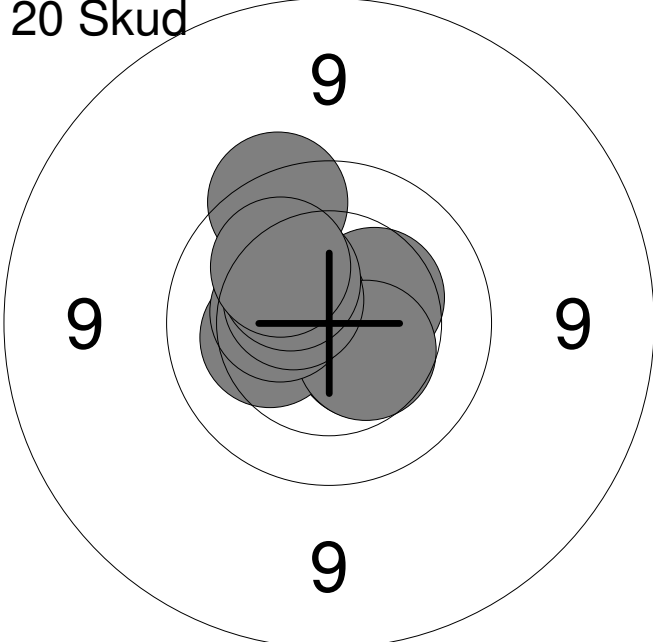
<p><b>20 Skud</b></p> 	<table style="width:100%; border-collapse: collapse;"> <tr><td style="width:10%;">11:</td><td style="width:15%;">10.2</td><td style="width:10%; text-align: right;">↑</td></tr> <tr><td>12:</td><td>9.7</td><td style="text-align: right;">↑</td></tr> <tr><td>13:</td><td>9.7</td><td style="text-align: right;">↗</td></tr> <tr><td>14:</td><td>9.6</td><td style="text-align: right;">→</td></tr> <tr><td>15:</td><td>*10.6</td><td style="text-align: right;">↗</td></tr> <tr><td>16:</td><td>*10.6</td><td style="text-align: right;">↗</td></tr> <tr><td>17:</td><td>10.3</td><td style="text-align: right;">↗</td></tr> <tr><td>18:</td><td>9.9</td><td style="text-align: right;">↗</td></tr> <tr><td>19:</td><td>10.2</td><td style="text-align: right;">→</td></tr> <tr><td>20:</td><td>9.9</td><td style="text-align: right;">↘</td></tr> </table> <table border="1" style="width:100%; border-collapse: collapse; margin-top: 10px;"> <tr> <td style="width:80%;">Serie</td> <td style="text-align: right;">95.0</td> </tr> <tr> <td>Total</td> <td style="text-align: right;">190.0</td> </tr> </table>	11:	10.2	↑	12:	9.7	↑	13:	9.7	↗	14:	9.6	→	15:	*10.6	↗	16:	*10.6	↗	17:	10.3	↗	18:	9.9	↗	19:	10.2	→	20:	9.9	↘	Serie	95.0	Total	190.0
11:	10.2	↑																																	
12:	9.7	↑																																	
13:	9.7	↗																																	
14:	9.6	→																																	
15:	*10.6	↗																																	
16:	*10.6	↗																																	
17:	10.3	↗																																	
18:	9.9	↗																																	
19:	10.2	→																																	
20:	9.9	↘																																	
Serie	95.0																																		
Total	190.0																																		

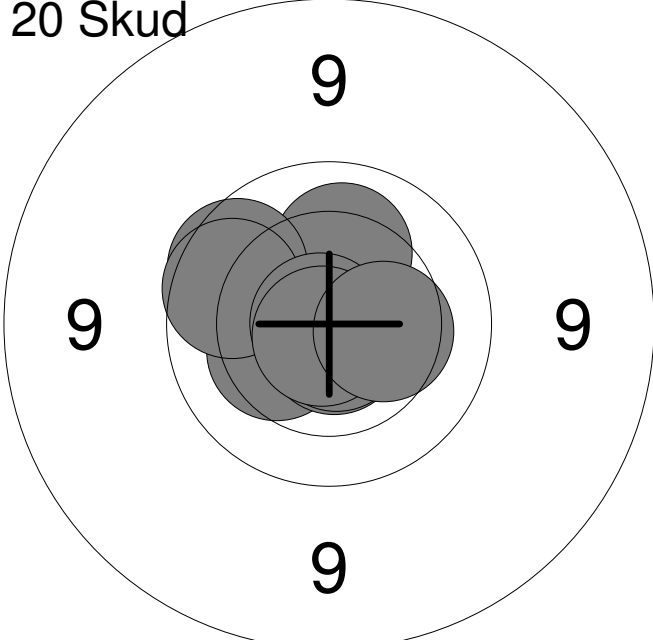
<p><b>Prøve</b></p> 	<table style="width:100%; border-collapse: collapse;"> <tr><td style="width:10%;">1:</td><td style="width:40%;">*10.7</td><td style="width:50%; text-align: right;">↗</td></tr> <tr><td>2:</td><td>9.5</td><td style="text-align: right;">→</td></tr> <tr><td>3:</td><td>*10.7</td><td style="text-align: right;">↗</td></tr> <tr><td>4:</td><td>10.0</td><td style="text-align: right;">↗</td></tr> </table>	1:	*10.7	↗	2:	9.5	→	3:	*10.7	↗	4:	10.0	↗
1:	*10.7	↗											
2:	9.5	→											
3:	*10.7	↗											
4:	10.0	↗											
	<table style="width:100%; border-collapse: collapse;"> <tr> <td style="width:10%;">Serie</td> <td style="width:40%;"></td> <td style="width:50%; text-align: right;">39.0</td> </tr> <tr> <td>Total</td> <td></td> <td style="text-align: right;">0.0</td> </tr> </table>	Serie		39.0	Total		0.0						
Serie		39.0											
Total		0.0											

<p><b>20 Skud</b></p> 	<table style="width:100%; border-collapse: collapse;"> <tr><td style="width:10%;">1:</td><td style="width:40%;">*10.6</td><td style="width:50%; text-align: right;">↘</td></tr> <tr><td>2:</td><td>*10.6</td><td style="text-align: right;">←</td></tr> <tr><td>3:</td><td>10.4</td><td style="text-align: right;">↗</td></tr> <tr><td>4:</td><td>9.7</td><td style="text-align: right;">↗</td></tr> <tr><td>5:</td><td>9.2</td><td style="text-align: right;">↗</td></tr> <tr><td>6:</td><td>10.2</td><td style="text-align: right;">↗</td></tr> <tr><td>7:</td><td>10.0</td><td style="text-align: right;">→</td></tr> <tr><td>8:</td><td>10.0</td><td style="text-align: right;">↗</td></tr> <tr><td>9:</td><td>10.5</td><td style="text-align: right;">↘</td></tr> <tr><td>10:</td><td>10.4</td><td style="text-align: right;">↙</td></tr> </table>	1:	*10.6	↘	2:	*10.6	←	3:	10.4	↗	4:	9.7	↗	5:	9.2	↗	6:	10.2	↗	7:	10.0	→	8:	10.0	↗	9:	10.5	↘	10:	10.4	↙
1:	*10.6	↘																													
2:	*10.6	←																													
3:	10.4	↗																													
4:	9.7	↗																													
5:	9.2	↗																													
6:	10.2	↗																													
7:	10.0	→																													
8:	10.0	↗																													
9:	10.5	↘																													
10:	10.4	↙																													
	<table style="width:100%; border-collapse: collapse;"> <tr> <td style="width:10%;">Serie</td> <td style="width:40%;"></td> <td style="width:50%; text-align: right;">98.0</td> </tr> <tr> <td>Total</td> <td></td> <td style="text-align: right;">98.0</td> </tr> </table>	Serie		98.0	Total		98.0																								
Serie		98.0																													
Total		98.0																													

<p><b>20 Skud</b></p> 	<table style="width:100%; border-collapse: collapse;"> <tr><td style="width:10%;">11:</td><td style="width:40%;">9.8</td><td style="width:50%; text-align: right;">↗</td></tr> <tr><td>12:</td><td>9.9</td><td style="text-align: right;">→</td></tr> <tr><td>13:</td><td>9.1</td><td style="text-align: right;">→</td></tr> <tr><td>14:</td><td>*10.6</td><td style="text-align: right;">↗</td></tr> <tr><td>15:</td><td>10.5</td><td style="text-align: right;">↙</td></tr> <tr><td>16:</td><td>10.3</td><td style="text-align: right;">↙</td></tr> <tr><td>17:</td><td>10.2</td><td style="text-align: right;">↙</td></tr> <tr><td>18:</td><td>9.3</td><td style="text-align: right;">↘</td></tr> <tr><td>19:</td><td>9.6</td><td style="text-align: right;">↗</td></tr> <tr><td>20:</td><td>10.4</td><td style="text-align: right;">↙</td></tr> </table>	11:	9.8	↗	12:	9.9	→	13:	9.1	→	14:	*10.6	↗	15:	10.5	↙	16:	10.3	↙	17:	10.2	↙	18:	9.3	↘	19:	9.6	↗	20:	10.4	↙
11:	9.8	↗																													
12:	9.9	→																													
13:	9.1	→																													
14:	*10.6	↗																													
15:	10.5	↙																													
16:	10.3	↙																													
17:	10.2	↙																													
18:	9.3	↘																													
19:	9.6	↗																													
20:	10.4	↙																													
	<table style="width:100%; border-collapse: collapse;"> <tr> <td style="width:10%;">Serie</td> <td style="width:40%;"></td> <td style="width:50%; text-align: right;">95.0</td> </tr> <tr> <td>Total</td> <td></td> <td style="text-align: right;">193.0</td> </tr> </table>	Serie		95.0	Total		193.0																								
Serie		95.0																													
Total		193.0																													

<p><b>Prøve</b></p> 	<table style="width:100%; border-collapse: collapse;"> <tr><td style="width:10%;">1:</td><td style="width:80%;">*10.6</td><td style="width:10%; text-align: right;">↗</td></tr> <tr><td>2:</td><td>10.5</td><td style="text-align: right;">↖</td></tr> <tr><td>3:</td><td>*10.9</td><td style="text-align: right;">←</td></tr> <tr><td>4:</td><td>10.4</td><td style="text-align: right;">↘</td></tr> <tr><td>5:</td><td>10.2</td><td style="text-align: right;">↙</td></tr> </table> <table border="1" style="width:100%; border-collapse: collapse; margin-top: 10px;"> <tr> <td style="width:90%;">Serie</td> <td style="width:10%; text-align: right;">50.0</td> </tr> <tr> <td>Total</td> <td style="text-align: right;">0.0</td> </tr> </table>	1:	*10.6	↗	2:	10.5	↖	3:	*10.9	←	4:	10.4	↘	5:	10.2	↙	Serie	50.0	Total	0.0
1:	*10.6	↗																		
2:	10.5	↖																		
3:	*10.9	←																		
4:	10.4	↘																		
5:	10.2	↙																		
Serie	50.0																			
Total	0.0																			

<p><b>20 Skud</b></p> 	<table style="width:100%; border-collapse: collapse;"> <tr><td style="width:10%;">1:</td><td style="width:80%;">10.5</td><td style="width:10%; text-align: right;">↘</td></tr> <tr><td>2:</td><td>10.4</td><td style="text-align: right;">↗</td></tr> <tr><td>3:</td><td>10.3</td><td style="text-align: right;">←</td></tr> <tr><td>4:</td><td>*10.5</td><td style="text-align: right;">↗</td></tr> <tr><td>5:</td><td>10.5</td><td style="text-align: right;">↘</td></tr> <tr><td>6:</td><td>10.4</td><td style="text-align: right;">↗</td></tr> <tr><td>7:</td><td>9.7</td><td style="text-align: right;">↗</td></tr> <tr><td>8:</td><td>*10.5</td><td style="text-align: right;">↗</td></tr> <tr><td>9:</td><td>10.3</td><td style="text-align: right;">↗</td></tr> <tr><td>10:</td><td>10.1</td><td style="text-align: right;">↗</td></tr> </table> <table border="1" style="width:100%; border-collapse: collapse; margin-top: 10px;"> <tr> <td style="width:90%;">Serie</td> <td style="width:10%; text-align: right;">99.0</td> </tr> <tr> <td>Total</td> <td style="text-align: right;">99.0</td> </tr> </table>	1:	10.5	↘	2:	10.4	↗	3:	10.3	←	4:	*10.5	↗	5:	10.5	↘	6:	10.4	↗	7:	9.7	↗	8:	*10.5	↗	9:	10.3	↗	10:	10.1	↗	Serie	99.0	Total	99.0
1:	10.5	↘																																	
2:	10.4	↗																																	
3:	10.3	←																																	
4:	*10.5	↗																																	
5:	10.5	↘																																	
6:	10.4	↗																																	
7:	9.7	↗																																	
8:	*10.5	↗																																	
9:	10.3	↗																																	
10:	10.1	↗																																	
Serie	99.0																																		
Total	99.0																																		

<p><b>20 Skud</b></p> 	<table style="width:100%; border-collapse: collapse;"> <tr><td style="width:10%;">11:</td><td style="width:80%;">10.3</td><td style="width:10%; text-align: right;">←</td></tr> <tr><td>12:</td><td>*10.7</td><td style="text-align: right;">↗</td></tr> <tr><td>13:</td><td>*10.7</td><td style="text-align: right;">↘</td></tr> <tr><td>14:</td><td>10.2</td><td style="text-align: right;">↗</td></tr> <tr><td>15:</td><td>9.9</td><td style="text-align: right;">↗</td></tr> <tr><td>16:</td><td>9.9</td><td style="text-align: right;">↗</td></tr> <tr><td>17:</td><td>*10.7</td><td style="text-align: right;">↘</td></tr> <tr><td>18:</td><td>*10.9</td><td style="text-align: right;">←</td></tr> <tr><td>19:</td><td>*10.8</td><td style="text-align: right;">↘</td></tr> <tr><td>20:</td><td>10.4</td><td style="text-align: right;">→</td></tr> </table> <table border="1" style="width:100%; border-collapse: collapse; margin-top: 10px;"> <tr> <td style="width:90%;">Serie</td> <td style="width:10%; text-align: right;">98.0</td> </tr> <tr> <td>Total</td> <td style="text-align: right;">197.0</td> </tr> </table>	11:	10.3	←	12:	*10.7	↗	13:	*10.7	↘	14:	10.2	↗	15:	9.9	↗	16:	9.9	↗	17:	*10.7	↘	18:	*10.9	←	19:	*10.8	↘	20:	10.4	→	Serie	98.0	Total	197.0
11:	10.3	←																																	
12:	*10.7	↗																																	
13:	*10.7	↘																																	
14:	10.2	↗																																	
15:	9.9	↗																																	
16:	9.9	↗																																	
17:	*10.7	↘																																	
18:	*10.9	←																																	
19:	*10.8	↘																																	
20:	10.4	→																																	
Serie	98.0																																		
Total	197.0																																		



Hold  
**154**

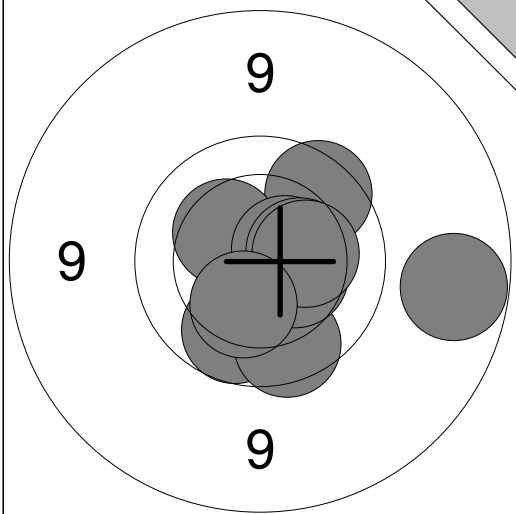
Skive  
**3**

# Tobias Engberg Hansen

Vilsted Skf.

BK1

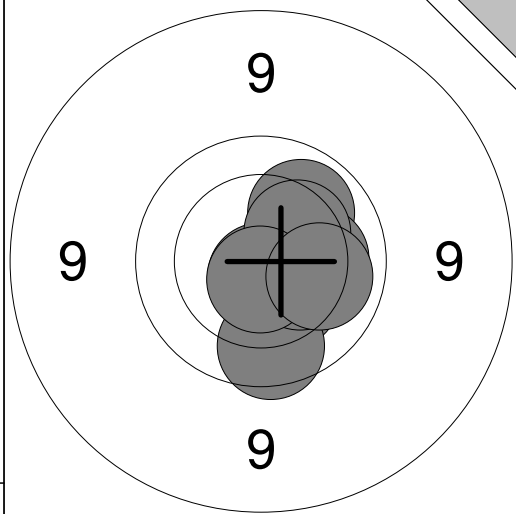
Prøve



- 1: 9.9 ↘
- 2: 9.8 ↘
- 3: 9.0 →
- 4: 9.8 ↗
- 5: 10.3 ↗
- 6: \*10.6 →
- 7: 10.4 →
- 8: 10.4 →
- 9: 10.3 →
- 10: 10.3 ↘

Serie 96.0  
Total 0.0

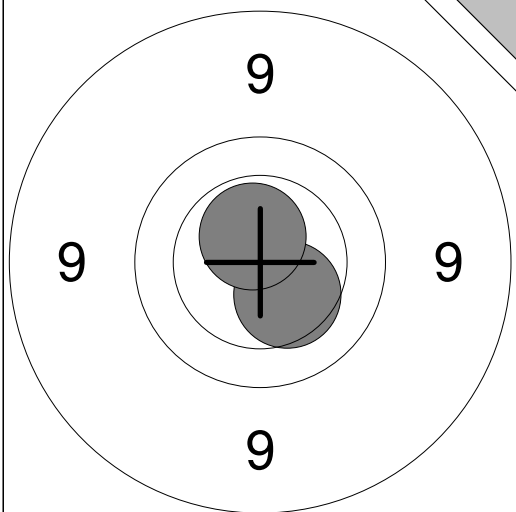
Prøve



- 11: \*10.7 ↘
- 12: 10.1 ↗
- 13: \*10.6 ↘
- 14: 10.3 ↘
- 15: 10.2 →
- 16: 9.8 ↘
- 17: 10.4 →
- 18: 10.3 ↗
- 19: \*10.7 ↘
- 20: 10.1 →

Serie 99.0  
Total 0.0

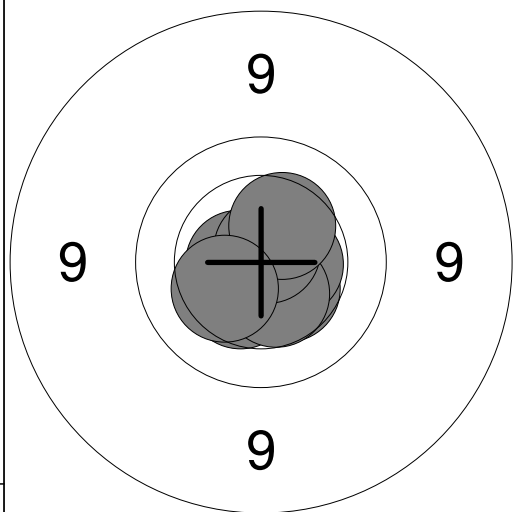
Prøve



- 21: 10.4 ↘
- 22: \*10.6 ↗

Serie 20.0  
Total 0.0

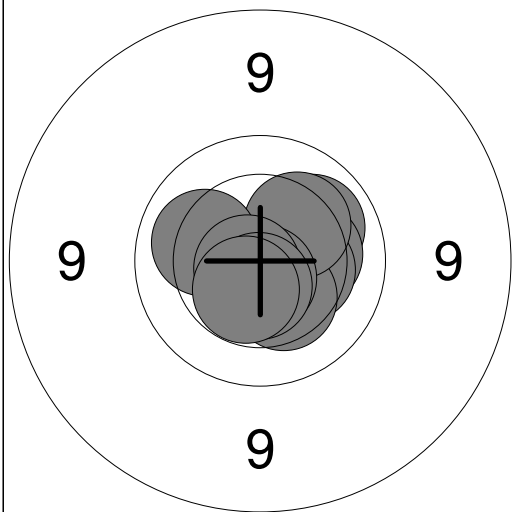
20 Skud



- 1: \*10.8 ↙
- 2: 10.4 ↘
- 3: \*10.6 ←
- 4: \*10.7 ↘
- 5: 10.4 ↘
- 6: \*10.5 →
- 7: 10.5 ↘
- 8: \*10.8 ↗
- 9: 10.4 ↗
- 10: 10.3 ↙

Serie 100.0  
Total 100.0

20 Skud



- 11: 10.1 ↗
- 12: 10.2 →
- 13: 10.4 →
- 14: 10.3 ↘
- 15: 10.2 ↗
- 16: \*10.7 ↘
- 17: 10.1 ←
- 18: \*10.7 ↙
- 19: \*10.6 ↘
- 20: \*10.5 ↘

Serie 100.0  
Total 200.0

<p><b>Prøve</b></p>	<table style="width:100%; border-collapse: collapse;"> <tr><td style="width:5%;">1:</td><td style="width:15%;">10.2</td><td style="width:10%;"></td><td style="width:10%; text-align: center;">↗</td></tr> <tr><td>2:</td><td>10.5</td><td></td><td style="text-align: center;">↑</td></tr> <tr><td>3:</td><td>10.0</td><td></td><td style="text-align: center;">↑</td></tr> <tr><td>4:</td><td>10.4</td><td></td><td style="text-align: center;">↖</td></tr> <tr><td>5:</td><td>9.9</td><td></td><td style="text-align: center;">↗</td></tr> <tr><td>6:</td><td>9.8</td><td></td><td style="text-align: center;">↑</td></tr> <tr><td>7:</td><td>10.5</td><td></td><td style="text-align: center;">↗</td></tr> <tr><td>8:</td><td>10.3</td><td></td><td style="text-align: center;">↗</td></tr> <tr><td>9:</td><td>10.1</td><td></td><td style="text-align: center;">↑</td></tr> <tr><td colspan="3">Serie</td><td style="text-align: right;">88.0</td></tr> <tr><td colspan="3">Total</td><td style="text-align: right;">0.0</td></tr> </table>	1:	10.2		↗	2:	10.5		↑	3:	10.0		↑	4:	10.4		↖	5:	9.9		↗	6:	9.8		↑	7:	10.5		↗	8:	10.3		↗	9:	10.1		↑	Serie			88.0	Total			0.0
1:	10.2		↗																																										
2:	10.5		↑																																										
3:	10.0		↑																																										
4:	10.4		↖																																										
5:	9.9		↗																																										
6:	9.8		↑																																										
7:	10.5		↗																																										
8:	10.3		↗																																										
9:	10.1		↑																																										
Serie			88.0																																										
Total			0.0																																										

<p><b>20 Skud</b></p>	<table style="width:100%; border-collapse: collapse;"> <tr><td style="width:5%;">1:</td><td style="width:15%;">10.2</td><td style="width:10%;"></td><td style="width:10%; text-align: center;">↗</td></tr> <tr><td>2:</td><td>10.2</td><td></td><td style="text-align: center;">↖</td></tr> <tr><td>3:</td><td>*10.7</td><td></td><td style="text-align: center;">↑</td></tr> <tr><td>4:</td><td>10.1</td><td></td><td style="text-align: center;">↗</td></tr> <tr><td>5:</td><td>10.4</td><td></td><td style="text-align: center;">↗</td></tr> <tr><td>6:</td><td>*10.6</td><td></td><td style="text-align: center;">↑</td></tr> <tr><td>7:</td><td>*10.7</td><td></td><td style="text-align: center;">↖</td></tr> <tr><td>8:</td><td>10.2</td><td></td><td style="text-align: center;">↑</td></tr> <tr><td>9:</td><td>10.3</td><td></td><td style="text-align: center;">→</td></tr> <tr><td>10:</td><td>10.3</td><td></td><td style="text-align: center;">↑</td></tr> <tr><td colspan="3">Serie</td><td style="text-align: right;">100.0</td></tr> <tr><td colspan="3">Total</td><td style="text-align: right;">100.0</td></tr> </table>	1:	10.2		↗	2:	10.2		↖	3:	*10.7		↑	4:	10.1		↗	5:	10.4		↗	6:	*10.6		↑	7:	*10.7		↖	8:	10.2		↑	9:	10.3		→	10:	10.3		↑	Serie			100.0	Total			100.0
1:	10.2		↗																																														
2:	10.2		↖																																														
3:	*10.7		↑																																														
4:	10.1		↗																																														
5:	10.4		↗																																														
6:	*10.6		↑																																														
7:	*10.7		↖																																														
8:	10.2		↑																																														
9:	10.3		→																																														
10:	10.3		↑																																														
Serie			100.0																																														
Total			100.0																																														

<p><b>20 Skud</b></p>	<table style="width:100%; border-collapse: collapse;"> <tr><td style="width:5%;">11:</td><td style="width:15%;">*10.6</td><td style="width:10%;"></td><td style="width:10%; text-align: center;">↖</td></tr> <tr><td>12:</td><td>10.2</td><td></td><td style="text-align: center;">↑</td></tr> <tr><td>13:</td><td>10.0</td><td></td><td style="text-align: center;">↗</td></tr> <tr><td>14:</td><td>10.3</td><td></td><td style="text-align: center;">↗</td></tr> <tr><td>15:</td><td>*10.5</td><td></td><td style="text-align: center;">↖</td></tr> <tr><td>16:</td><td>*10.7</td><td></td><td style="text-align: center;">↖</td></tr> <tr><td>17:</td><td>*10.5</td><td></td><td style="text-align: center;">↗</td></tr> <tr><td>18:</td><td>*10.8</td><td></td><td style="text-align: center;">↖</td></tr> <tr><td>19:</td><td>10.4</td><td></td><td style="text-align: center;">↑</td></tr> <tr><td>20:</td><td>*10.7</td><td></td><td style="text-align: center;">↖</td></tr> <tr><td colspan="3">Serie</td><td style="text-align: right;">100.0</td></tr> <tr><td colspan="3">Total</td><td style="text-align: right;">200.0</td></tr> </table>	11:	*10.6		↖	12:	10.2		↑	13:	10.0		↗	14:	10.3		↗	15:	*10.5		↖	16:	*10.7		↖	17:	*10.5		↗	18:	*10.8		↖	19:	10.4		↑	20:	*10.7		↖	Serie			100.0	Total			200.0
11:	*10.6		↖																																														
12:	10.2		↑																																														
13:	10.0		↗																																														
14:	10.3		↗																																														
15:	*10.5		↖																																														
16:	*10.7		↖																																														
17:	*10.5		↗																																														
18:	*10.8		↖																																														
19:	10.4		↑																																														
20:	*10.7		↖																																														
Serie			100.0																																														
Total			200.0																																														

Hold  
**154**

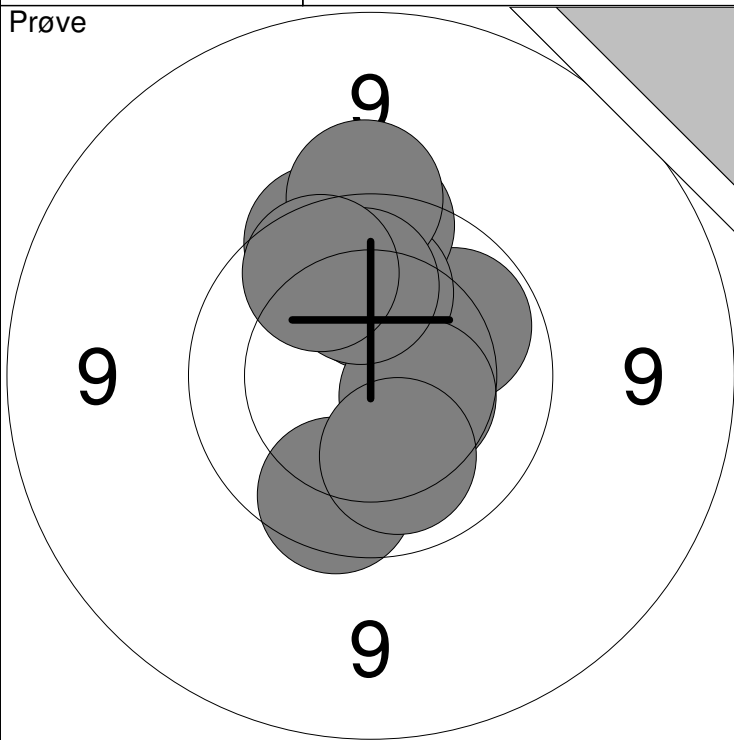
Skive  
**6**

**Nikolai Wahlgreen**

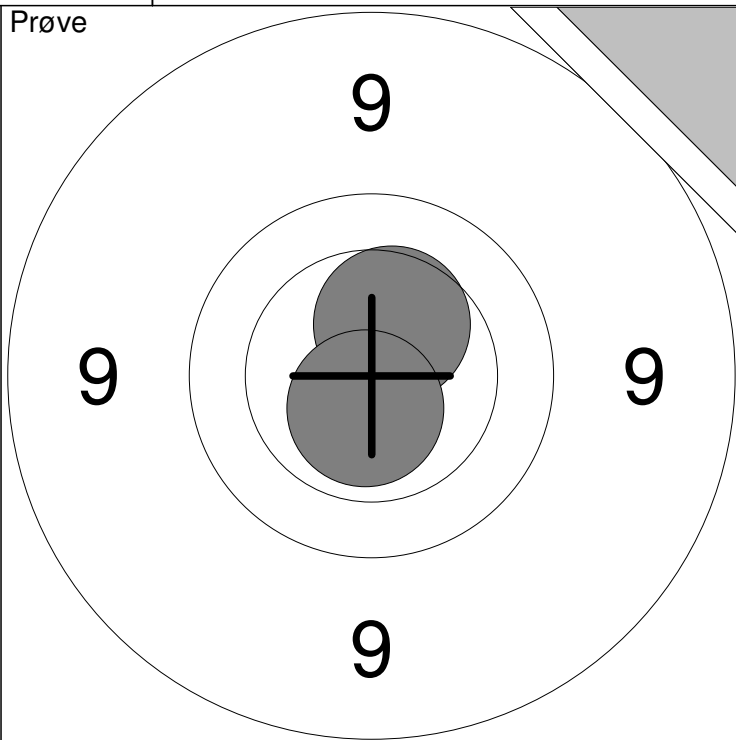
Vilsted Skf.

ÅK1

Prøve



Prøve



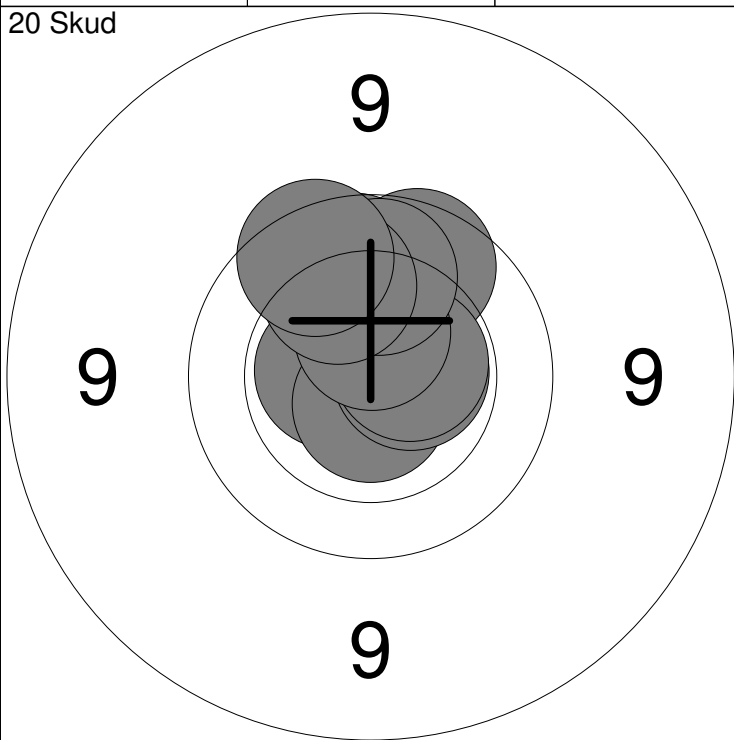
1: 9.8	↓	6: 10.5	→
2: 10.0	↗	7: 9.5	↑
3: 9.7	↑	8: 10.1	↑
4: 9.7	↑	9: 10.1	↓
5: 10.1	↑	10: 9.9	↖

Serie	95.0
Total	0.0

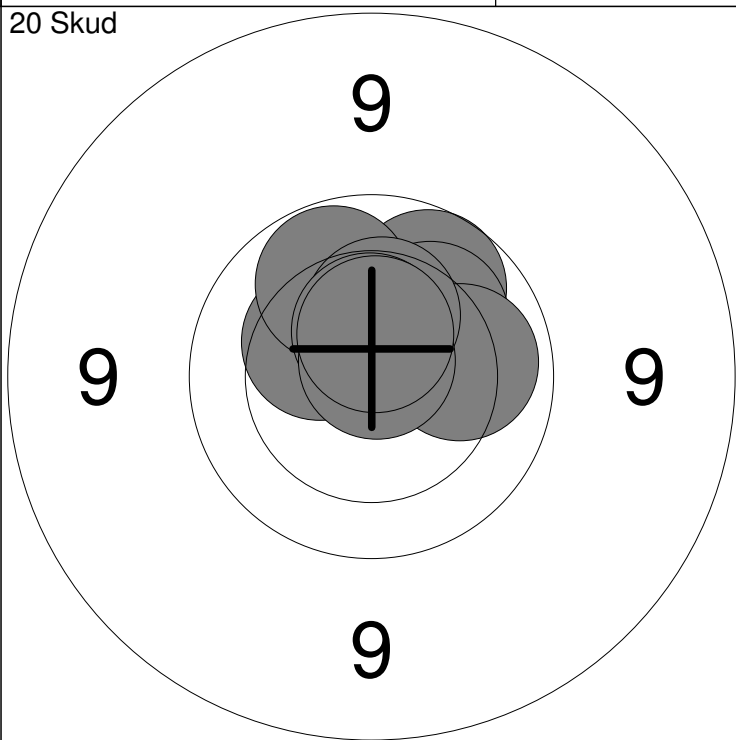
11: 10.4	↗
12: *10.6	↓

Serie	20.0
Total	0.0

20 Skud



20 Skud

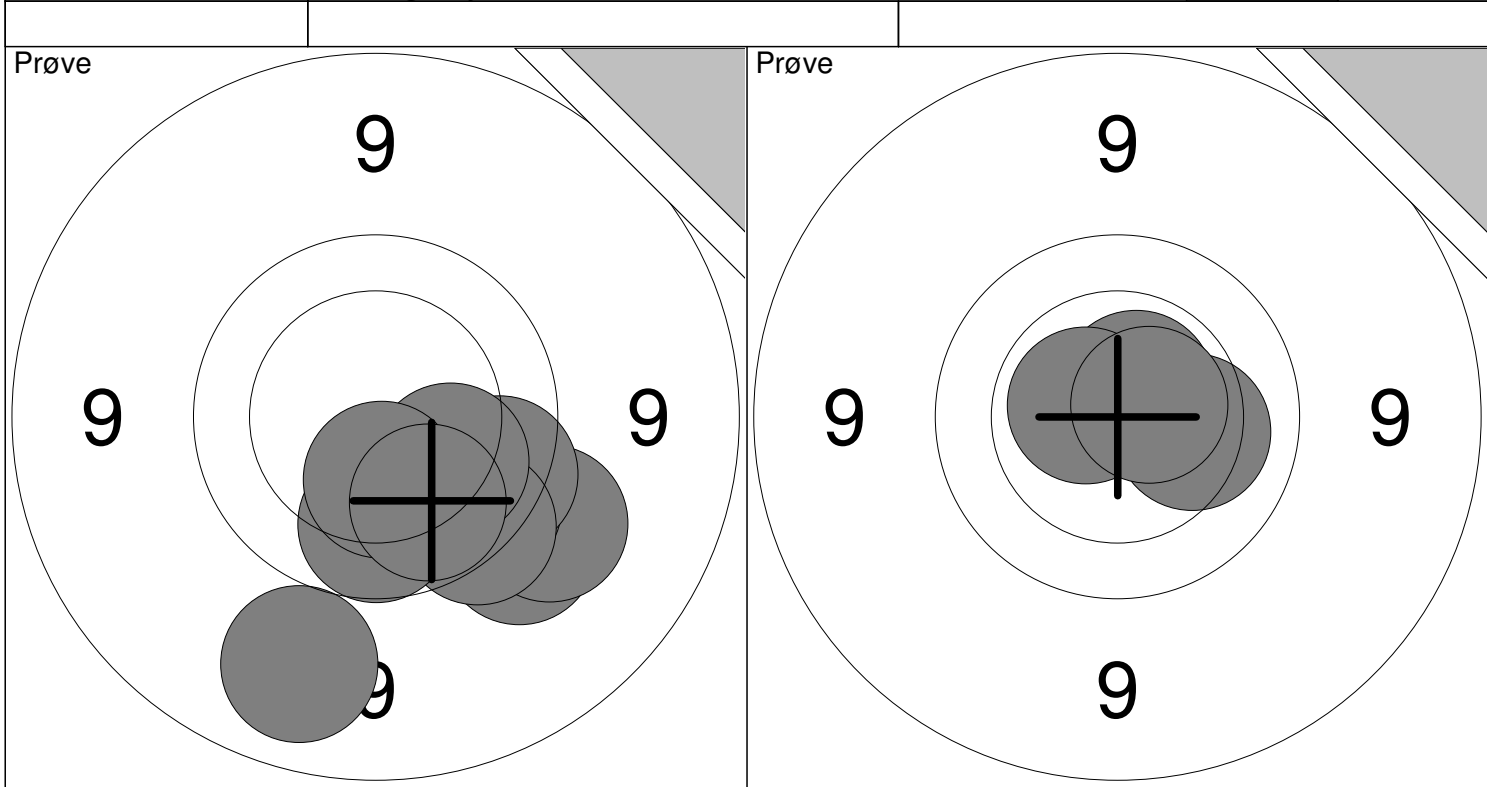


1: *10.6	←	6: *10.6	→
2: *10.7	↓	7: *10.5	↑
3: 9.9	↑	8: 10.0	↑
4: *10.6	→	9: 10.0	↑
5: 9.9	↑	10: 9.8	↖

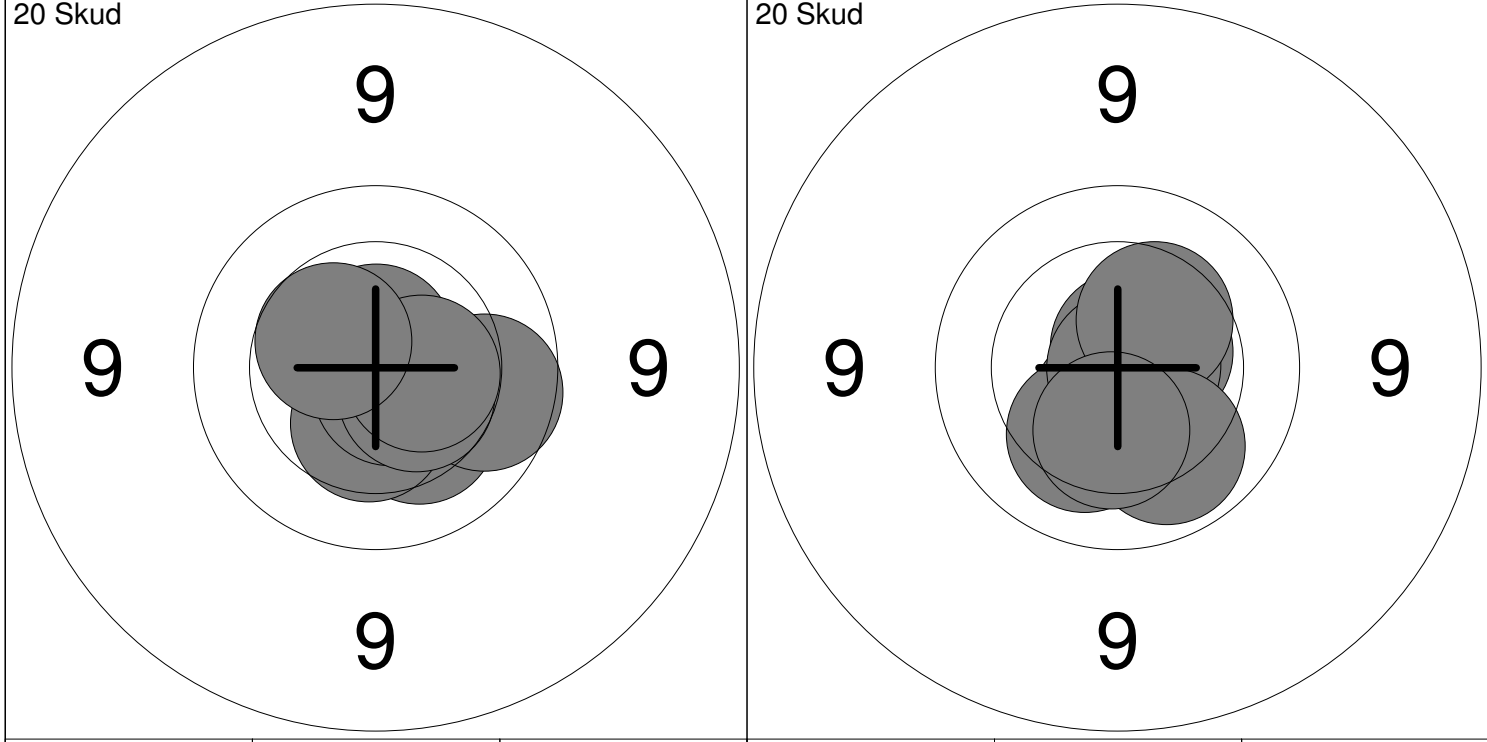
Serie	97.0
Total	97.0

11: 9.9	↗	16: 10.0	↖
12: 10.4	↑	17: 10.4	↑
13: 10.2	↗	18: *10.5	↑
14: 10.1	→	19: *10.8	↑
15: 10.4	↖	20: *10.5	↑

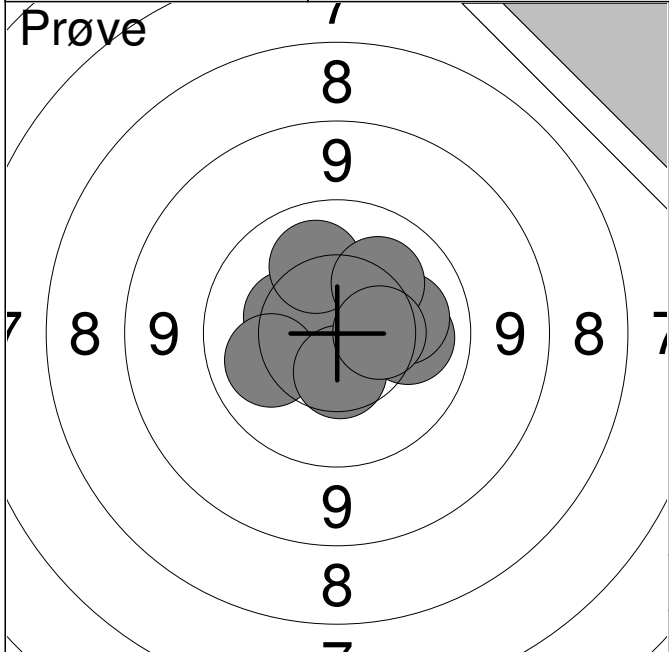
Serie	99.0
Total	196.0

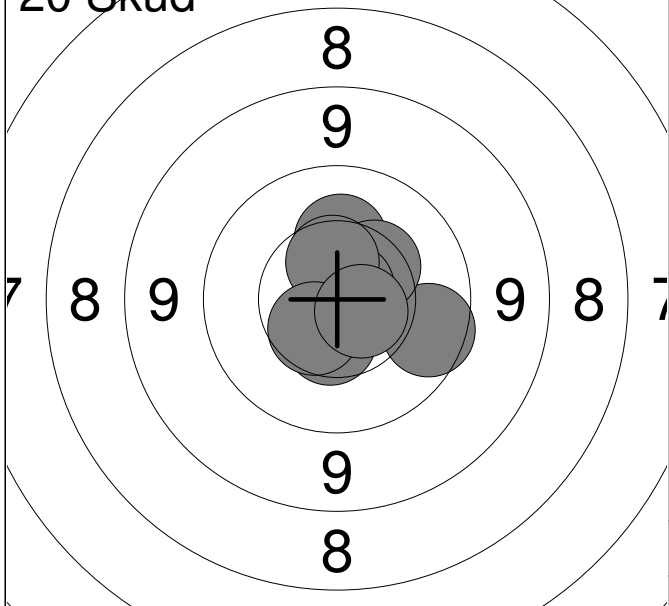


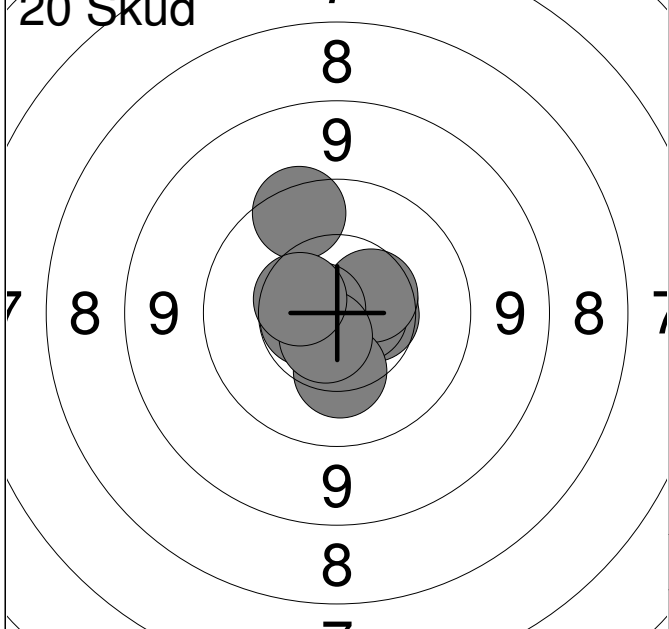
1: 9.1 ↓	6: 9.7 ↓	Serie	93.0	11: *10.6 ↗	Serie	40.0
2: 9.5 ↓	7: 9.9 ↓		Total	0.0		12: *10.6 ↖
3: 9.4 ↓	8: 10.1 ↓				13: 10.2 →	
4: 9.8 ↓	9: 10.3 ↓			14: *10.6 ↗		
5: 9.8 ↓	10: 10.0 ↓					

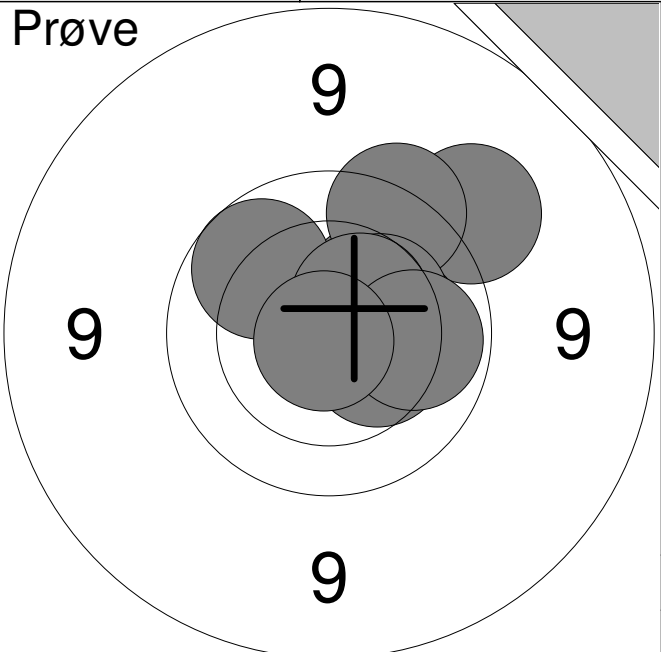


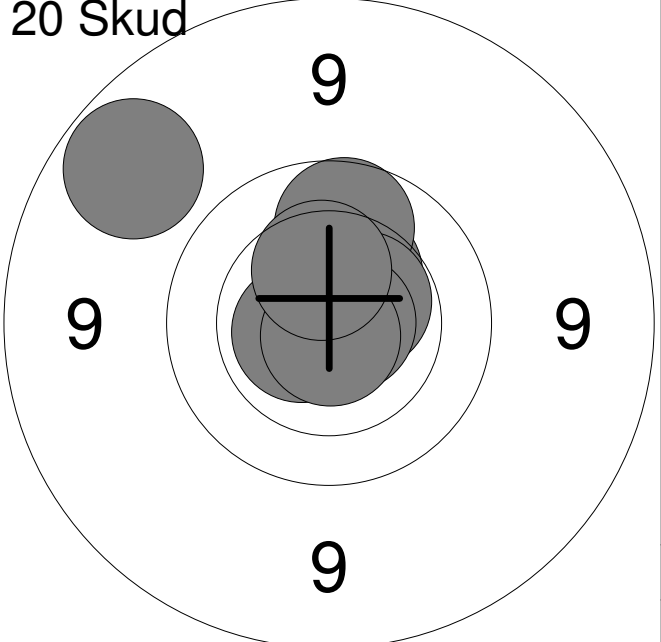
1: *10.7 ↑	6: *10.7 ↓	Serie	99.0	11: *10.6 ↗	16: *10.7 ↗	Serie	100.0
2: 10.2 ↓	7: 9.9 →		Total	99.0	12: *10.6 ↓		17: *10.9 →
3: *10.5 ↓	8: 10.5 ↓				13: *10.7 →	18: 10.4 ↗	
4: *10.9 ↓	9: *10.5 →			14: *10.5 ↓	19: 10.1 ↓		
5: 10.4 ↓	10: 10.5 ↗			15: 10.2 ↓	20: 10.3 ↓		

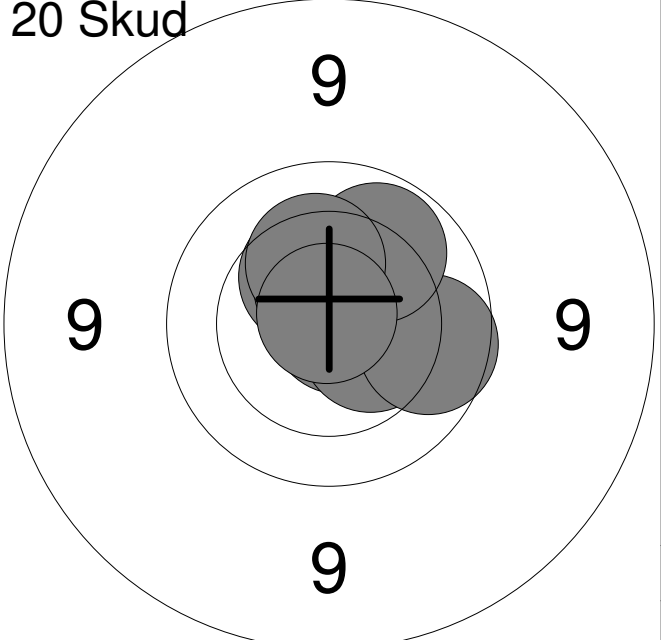
<p><b>Prøve</b></p> 	<table style="width:100%; border-collapse: collapse;"> <tr><td style="width:10%;">1:</td><td style="width:20%;">10.4</td><td style="width:10%; text-align: right;">↖</td></tr> <tr><td>2:</td><td>10.1</td><td style="text-align: right;">↙</td></tr> <tr><td>3:</td><td>10.1</td><td style="text-align: right;">→</td></tr> <tr><td>4:</td><td>10.5</td><td style="text-align: right;">↓</td></tr> <tr><td>5:</td><td>10.1</td><td style="text-align: right;">↑</td></tr> <tr><td>6:</td><td>10.2</td><td style="text-align: right;">→</td></tr> <tr><td>7:</td><td>10.2</td><td style="text-align: right;">↗</td></tr> <tr><td>8:</td><td>10.5</td><td style="text-align: right;">→</td></tr> </table>	1:	10.4	↖	2:	10.1	↙	3:	10.1	→	4:	10.5	↓	5:	10.1	↑	6:	10.2	→	7:	10.2	↗	8:	10.5	→
1:	10.4	↖																							
2:	10.1	↙																							
3:	10.1	→																							
4:	10.5	↓																							
5:	10.1	↑																							
6:	10.2	→																							
7:	10.2	↗																							
8:	10.5	→																							
<table style="width:100%; border-collapse: collapse;"> <tr> <td style="width:10%; text-align: right;">Serie</td> <td style="width:80%;"></td> <td style="width:10%; text-align: right;">80.0</td> </tr> <tr> <td style="text-align: right;">Total</td> <td></td> <td style="text-align: right;">0.0</td> </tr> </table>		Serie		80.0	Total		0.0																		
Serie		80.0																							
Total		0.0																							

<p><b>20 Skud</b></p> 	<table style="width:100%; border-collapse: collapse;"> <tr><td style="width:10%;">1:</td><td style="width:20%;">10.6</td><td style="width:10%; text-align: right;">↓</td></tr> <tr><td>2:</td><td>10.5</td><td style="text-align: right;">↗</td></tr> <tr><td>3:</td><td>9.8</td><td style="text-align: right;">→</td></tr> <tr><td>4:</td><td>10.3</td><td style="text-align: right;">↑</td></tr> <tr><td>5:</td><td>10.4</td><td style="text-align: right;">↗</td></tr> <tr><td>6:</td><td>*10.8</td><td style="text-align: right;">↗</td></tr> <tr><td>7:</td><td>10.5</td><td style="text-align: right;">↑</td></tr> <tr><td>8:</td><td>10.5</td><td style="text-align: right;">↓</td></tr> <tr><td>9:</td><td>10.5</td><td style="text-align: right;">↙</td></tr> <tr><td>10:</td><td>*10.6</td><td style="text-align: right;">↘</td></tr> </table>	1:	10.6	↓	2:	10.5	↗	3:	9.8	→	4:	10.3	↑	5:	10.4	↗	6:	*10.8	↗	7:	10.5	↑	8:	10.5	↓	9:	10.5	↙	10:	*10.6	↘
1:	10.6	↓																													
2:	10.5	↗																													
3:	9.8	→																													
4:	10.3	↑																													
5:	10.4	↗																													
6:	*10.8	↗																													
7:	10.5	↑																													
8:	10.5	↓																													
9:	10.5	↙																													
10:	*10.6	↘																													
<table style="width:100%; border-collapse: collapse;"> <tr> <td style="width:10%; text-align: right;">Serie</td> <td style="width:80%;"></td> <td style="width:10%; text-align: right;">99.0</td> </tr> <tr> <td style="text-align: right;">Total</td> <td></td> <td style="text-align: right;">99.0</td> </tr> </table>		Serie		99.0	Total		99.0																								
Serie		99.0																													
Total		99.0																													

<p><b>20 Skud</b></p> 	<table style="width:100%; border-collapse: collapse;"> <tr><td style="width:10%;">11:</td><td style="width:20%;">*10.6</td><td style="width:10%; text-align: right;">↙</td></tr> <tr><td>12:</td><td>10.5</td><td style="text-align: right;">→</td></tr> <tr><td>13:</td><td>10.5</td><td style="text-align: right;">→</td></tr> <tr><td>14:</td><td>*10.7</td><td style="text-align: right;">→</td></tr> <tr><td>15:</td><td>10.5</td><td style="text-align: right;">↗</td></tr> <tr><td>16:</td><td>10.3</td><td style="text-align: right;">↓</td></tr> <tr><td>17:</td><td>*10.7</td><td style="text-align: right;">↖</td></tr> <tr><td>18:</td><td>*10.7</td><td style="text-align: right;">↙</td></tr> <tr><td>19:</td><td>9.7</td><td style="text-align: right;">↗</td></tr> <tr><td>20:</td><td>10.5</td><td style="text-align: right;">↖</td></tr> </table>	11:	*10.6	↙	12:	10.5	→	13:	10.5	→	14:	*10.7	→	15:	10.5	↗	16:	10.3	↓	17:	*10.7	↖	18:	*10.7	↙	19:	9.7	↗	20:	10.5	↖
11:	*10.6	↙																													
12:	10.5	→																													
13:	10.5	→																													
14:	*10.7	→																													
15:	10.5	↗																													
16:	10.3	↓																													
17:	*10.7	↖																													
18:	*10.7	↙																													
19:	9.7	↗																													
20:	10.5	↖																													
<table style="width:100%; border-collapse: collapse;"> <tr> <td style="width:10%; text-align: right;">Serie</td> <td style="width:80%;"></td> <td style="width:10%; text-align: right;">99.0</td> </tr> <tr> <td style="text-align: right;">Total</td> <td></td> <td style="text-align: right;">198.0</td> </tr> </table>		Serie		99.0	Total		198.0																								
Serie		99.0																													
Total		198.0																													

<p><b>Prøve</b></p> 	<table style="width:100%; border-collapse: collapse;"> <tr><td>1:</td><td>9.4</td><td>↗</td></tr> <tr><td>2:</td><td>10.3</td><td>↗</td></tr> <tr><td>3:</td><td>9.7</td><td>↗</td></tr> <tr><td>4:</td><td>10.2</td><td>→</td></tr> <tr><td>5:</td><td>9.9</td><td>↗</td></tr> <tr><td>6:</td><td>10.4</td><td>↘</td></tr> <tr><td>7:</td><td>10.3</td><td>↗</td></tr> <tr><td>8:</td><td>10.5</td><td>↗</td></tr> <tr><td>9:</td><td>10.0</td><td>→</td></tr> <tr><td>10:</td><td>*10.9</td><td>↙</td></tr> </table>	1:	9.4	↗	2:	10.3	↗	3:	9.7	↗	4:	10.2	→	5:	9.9	↗	6:	10.4	↘	7:	10.3	↗	8:	10.5	↗	9:	10.0	→	10:	*10.9	↙
1:	9.4	↗																													
2:	10.3	↗																													
3:	9.7	↗																													
4:	10.2	→																													
5:	9.9	↗																													
6:	10.4	↘																													
7:	10.3	↗																													
8:	10.5	↗																													
9:	10.0	→																													
10:	*10.9	↙																													
	Serie <b>97.0</b>																														
	Total <b>0.0</b>																														

<p><b>20 Skud</b></p> 	<table style="width:100%; border-collapse: collapse;"> <tr><td>1:</td><td>*10.9</td><td>↗</td></tr> <tr><td>2:</td><td>*10.8</td><td>←</td></tr> <tr><td>3:</td><td>*10.6</td><td>←</td></tr> <tr><td>4:</td><td>10.4</td><td>↗</td></tr> <tr><td>5:</td><td>9.9</td><td>↑</td></tr> <tr><td>6:</td><td>*10.5</td><td>↗</td></tr> <tr><td>7:</td><td>*10.8</td><td>→</td></tr> <tr><td>8:</td><td>*10.8</td><td>↓</td></tr> <tr><td>9:</td><td>10.4</td><td>↑</td></tr> <tr><td>10:</td><td>9.0</td><td>↘</td></tr> </table>	1:	*10.9	↗	2:	*10.8	←	3:	*10.6	←	4:	10.4	↗	5:	9.9	↑	6:	*10.5	↗	7:	*10.8	→	8:	*10.8	↓	9:	10.4	↑	10:	9.0	↘
1:	*10.9	↗																													
2:	*10.8	←																													
3:	*10.6	←																													
4:	10.4	↗																													
5:	9.9	↑																													
6:	*10.5	↗																													
7:	*10.8	→																													
8:	*10.8	↓																													
9:	10.4	↑																													
10:	9.0	↘																													
	Serie <b>98.0</b>																														
	Total <b>98.0</b>																														

<p><b>20 Skud</b></p> 	<table style="width:100%; border-collapse: collapse;"> <tr><td>11:</td><td>10.3</td><td>↑</td></tr> <tr><td>12:</td><td>*10.5</td><td>↗</td></tr> <tr><td>13:</td><td>10.4</td><td>↗</td></tr> <tr><td>14:</td><td>*10.8</td><td>→</td></tr> <tr><td>15:</td><td>*10.5</td><td>↑</td></tr> <tr><td>16:</td><td>10.5</td><td>↘</td></tr> <tr><td>17:</td><td>9.9</td><td>→</td></tr> <tr><td>18:</td><td>10.0</td><td>↗</td></tr> <tr><td>19:</td><td>10.3</td><td>↑</td></tr> <tr><td>20:</td><td>*10.8</td><td>↑</td></tr> </table>	11:	10.3	↑	12:	*10.5	↗	13:	10.4	↗	14:	*10.8	→	15:	*10.5	↑	16:	10.5	↘	17:	9.9	→	18:	10.0	↗	19:	10.3	↑	20:	*10.8	↑
11:	10.3	↑																													
12:	*10.5	↗																													
13:	10.4	↗																													
14:	*10.8	→																													
15:	*10.5	↑																													
16:	10.5	↘																													
17:	9.9	→																													
18:	10.0	↗																													
19:	10.3	↑																													
20:	*10.8	↑																													
	Serie <b>99.0</b>																														
	Total <b>197.0</b>																														

Hold  
**154**

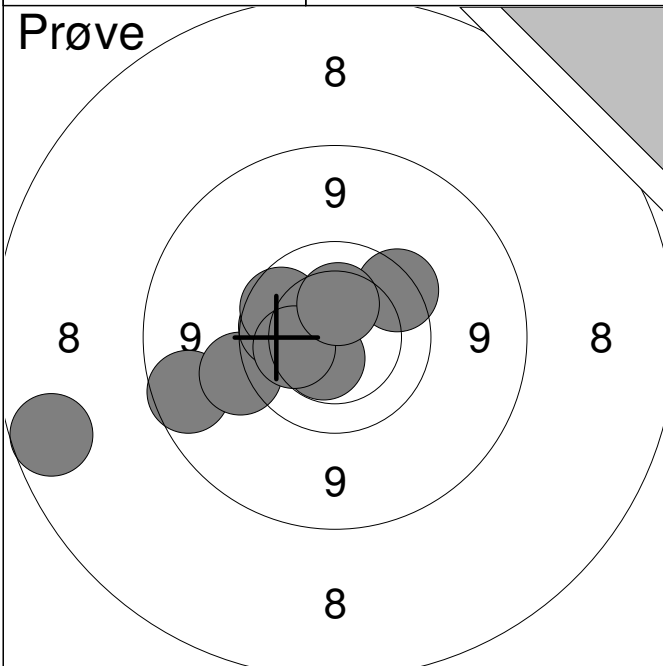
Skive  
**10**

**Christian Schultz**

Hjørring Skytteforening

V2

**Prøve**

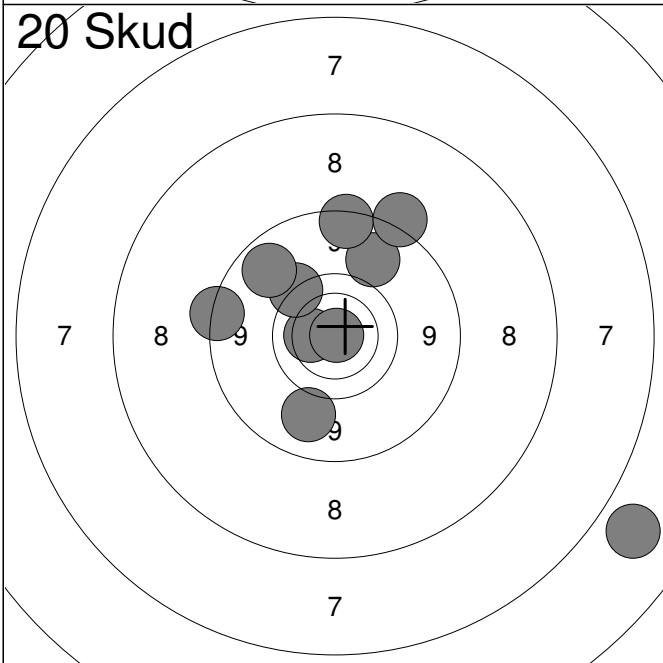


1:	9.7	↗
2:	7.9	↖
3:	8.9	↖
4:	*10.5	↘
5:	9.5	↖
6:	9.9	↖
7:	9.9	↗
8:	10.2	↖
9:	10.3	↑

Serie 81.0

Total 0.0

**20 Skud**

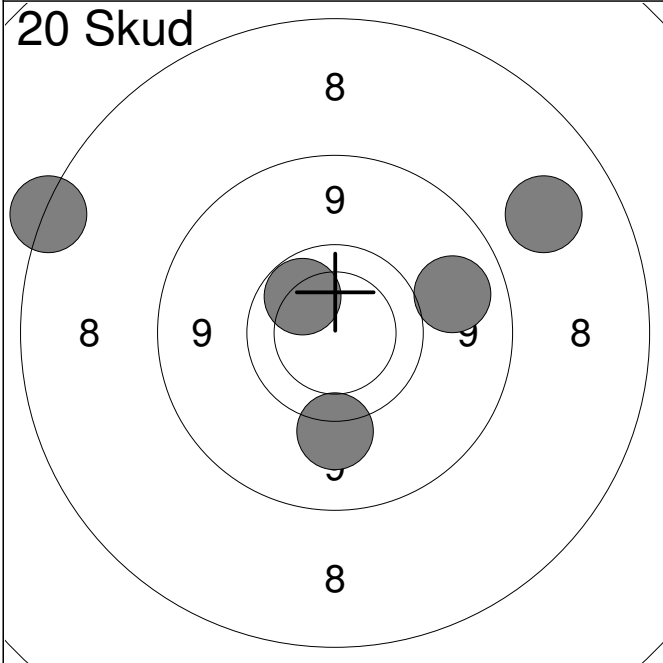


1:	10.3	↖
2:	*10.9	↗
3:	9.6	↗
4:	9.0	↗
5:	9.2	↘
6:	8.7	↖
7:	9.2	↗
8:	8.8	↑
9:	6.3	↘
10:	8.6	↗

Serie 86.0

Total 86.0

**20 Skud**



11:	8.2	↗
12:	9.4	↘
13:	10.0	↗
14:	9.1	↗
15:	7.7	↖

Serie 43.0

Total 129.0

Hold  
**154**

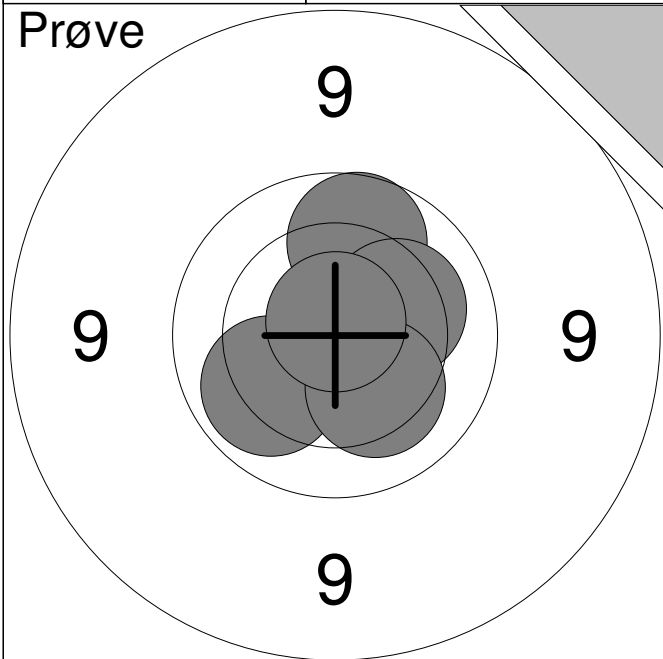
Skive  
**11**

**Hanne K. Schultz**

Hjørring Skytteforening

V1

Prøve

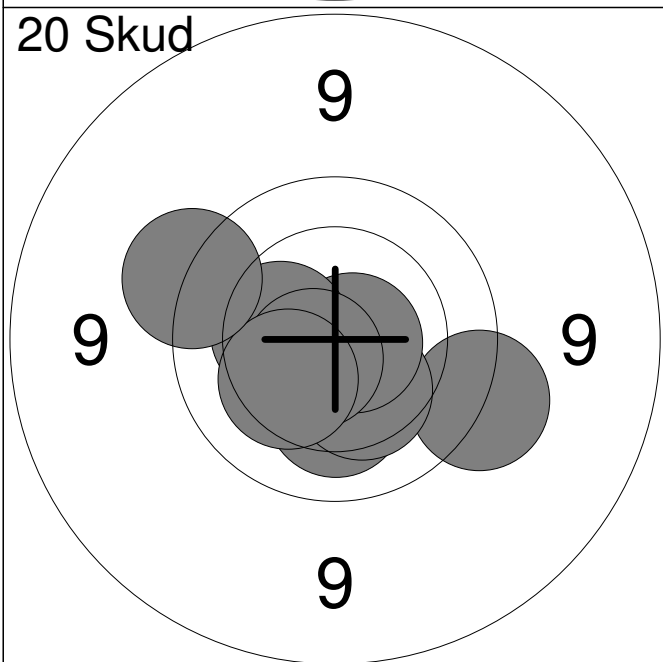


1:	9.9	↑
2:	10.1	↙
3:	10.2	→
4:	10.2	↘
5:	*10.8	↑

Serie 49.0

Total 0.0

20 Skud

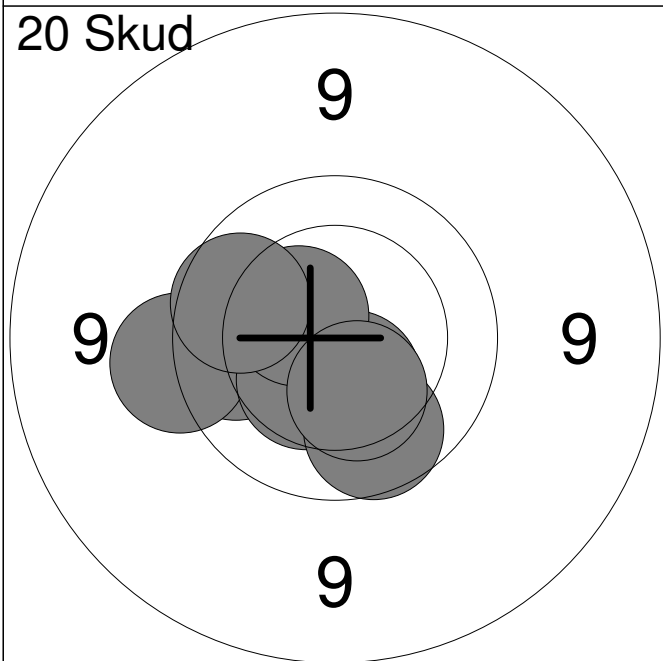


1:	*10.8	↙
2:	*10.8	↙
3:	10.2	↘
4:	9.6	→
5:	10.3	↘
6:	*10.8	→
7:	10.4	←
8:	*10.6	↙
9:	10.3	↙
10:	9.6	←

Serie 98.0

Total 98.0

20 Skud



11:	*10.6	←
12:	9.9	←
13:	10.5	↘
14:	9.9	←
15:	9.6	←
16:	10.4	↙
17:	10.5	↗
18:	9.9	↘
19:	9.9	↗
20:	10.3	↘

Serie 95.0

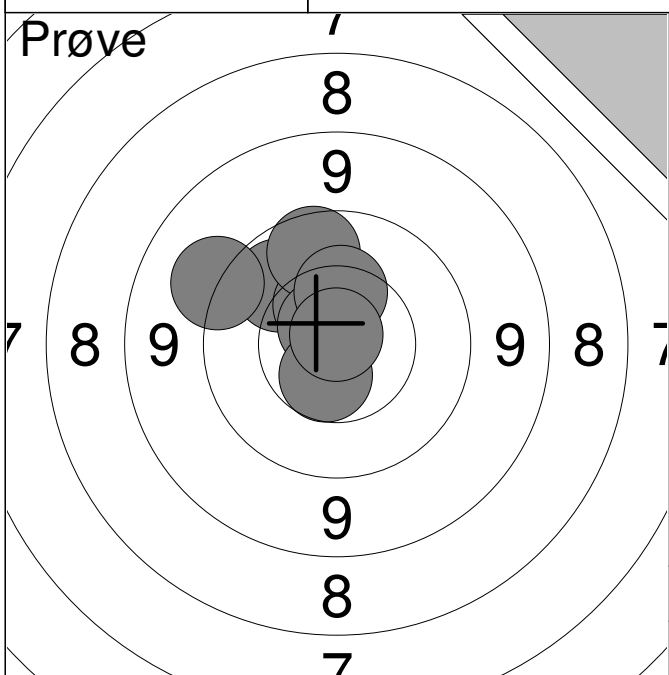
Total 193.0



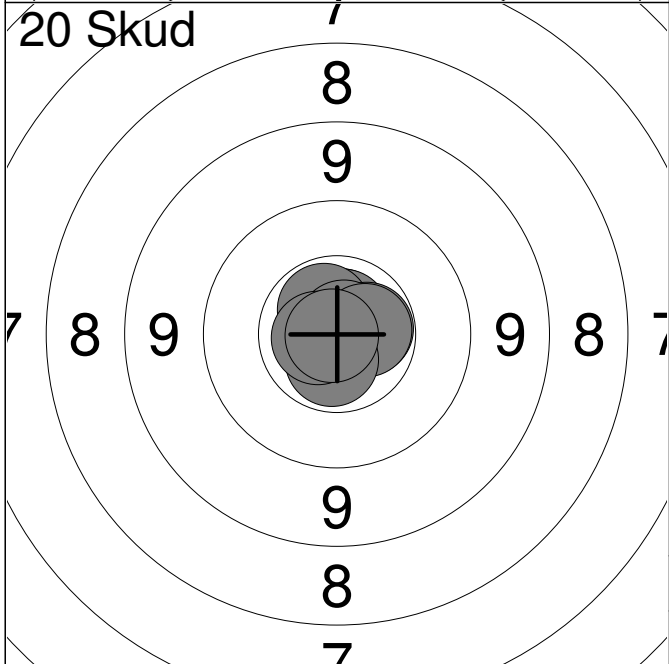
<p><b>Prøve</b></p>	<table style="width:100%; border-collapse: collapse;"> <tr><td style="text-align: right;">1:</td><td style="text-align: right;">8.9</td><td style="text-align: right;">↗</td></tr> <tr><td style="text-align: right;">2:</td><td style="text-align: right;">8.8</td><td style="text-align: right;">↗</td></tr> <tr><td style="text-align: right;">3:</td><td style="text-align: right;">9.0</td><td style="text-align: right;">↗</td></tr> <tr><td style="text-align: right;">4:</td><td style="text-align: right;">9.9</td><td style="text-align: right;">↗</td></tr> <tr><td style="text-align: right;">5:</td><td style="text-align: right;">9.9</td><td style="text-align: right;">↗</td></tr> <tr><td style="text-align: right;">6:</td><td style="text-align: right;">*10.8</td><td style="text-align: right;">↗</td></tr> <tr><td style="text-align: right;">7:</td><td style="text-align: right;">*10.5</td><td style="text-align: right;">↗</td></tr> <tr><td style="text-align: right;">8:</td><td style="text-align: right;">9.7</td><td style="text-align: right;">↖</td></tr> <tr><td style="text-align: right;">9:</td><td style="text-align: right;">10.0</td><td style="text-align: right;">↖</td></tr> <tr><td style="text-align: right;">10:</td><td style="text-align: right;">*10.6</td><td style="text-align: right;">↙</td></tr> </table> <table border="1" style="width:100%; border-collapse: collapse; margin-top: 5px;"> <tr> <td style="width:80%;">Serie</td> <td style="text-align: right;">92.0</td> </tr> <tr> <td>Total</td> <td style="text-align: right;">0.0</td> </tr> </table>	1:	8.9	↗	2:	8.8	↗	3:	9.0	↗	4:	9.9	↗	5:	9.9	↗	6:	*10.8	↗	7:	*10.5	↗	8:	9.7	↖	9:	10.0	↖	10:	*10.6	↙	Serie	92.0	Total	0.0
1:	8.9	↗																																	
2:	8.8	↗																																	
3:	9.0	↗																																	
4:	9.9	↗																																	
5:	9.9	↗																																	
6:	*10.8	↗																																	
7:	*10.5	↗																																	
8:	9.7	↖																																	
9:	10.0	↖																																	
10:	*10.6	↙																																	
Serie	92.0																																		
Total	0.0																																		

<p><b>20 Skud</b></p>	<table style="width:100%; border-collapse: collapse;"> <tr><td style="text-align: right;">1:</td><td style="text-align: right;">9.7</td><td style="text-align: right;">↗</td></tr> <tr><td style="text-align: right;">2:</td><td style="text-align: right;">*10.6</td><td style="text-align: right;">↗</td></tr> <tr><td style="text-align: right;">3:</td><td style="text-align: right;">10.4</td><td style="text-align: right;">↖</td></tr> <tr><td style="text-align: right;">4:</td><td style="text-align: right;">*10.7</td><td style="text-align: right;">↗</td></tr> <tr><td style="text-align: right;">5:</td><td style="text-align: right;">9.7</td><td style="text-align: right;">↗</td></tr> <tr><td style="text-align: right;">6:</td><td style="text-align: right;">10.2</td><td style="text-align: right;">↙</td></tr> <tr><td style="text-align: right;">7:</td><td style="text-align: right;">10.4</td><td style="text-align: right;">↑</td></tr> <tr><td style="text-align: right;">8:</td><td style="text-align: right;">9.9</td><td style="text-align: right;">↖</td></tr> <tr><td style="text-align: right;">9:</td><td style="text-align: right;">10.0</td><td style="text-align: right;">↖</td></tr> <tr><td style="text-align: right;">10:</td><td style="text-align: right;">*10.8</td><td style="text-align: right;">↙</td></tr> </table> <table border="1" style="width:100%; border-collapse: collapse; margin-top: 5px;"> <tr> <td style="width:80%;">Serie</td> <td style="text-align: right;">97.0</td> </tr> <tr> <td>Total</td> <td style="text-align: right;">97.0</td> </tr> </table>	1:	9.7	↗	2:	*10.6	↗	3:	10.4	↖	4:	*10.7	↗	5:	9.7	↗	6:	10.2	↙	7:	10.4	↑	8:	9.9	↖	9:	10.0	↖	10:	*10.8	↙	Serie	97.0	Total	97.0
1:	9.7	↗																																	
2:	*10.6	↗																																	
3:	10.4	↖																																	
4:	*10.7	↗																																	
5:	9.7	↗																																	
6:	10.2	↙																																	
7:	10.4	↑																																	
8:	9.9	↖																																	
9:	10.0	↖																																	
10:	*10.8	↙																																	
Serie	97.0																																		
Total	97.0																																		

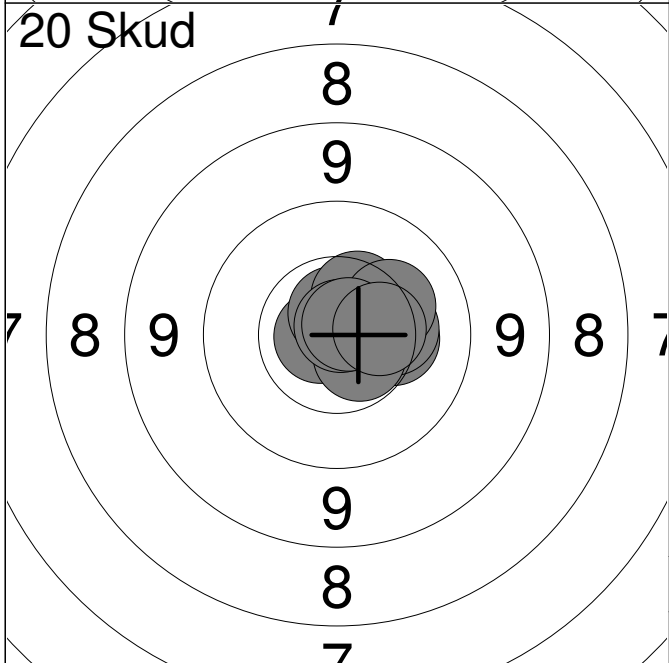
<p><b>20 Skud</b></p>	<table style="width:100%; border-collapse: collapse;"> <tr><td style="text-align: right;">11:</td><td style="text-align: right;">10.4</td><td style="text-align: right;">↑</td></tr> <tr><td style="text-align: right;">12:</td><td style="text-align: right;">10.0</td><td style="text-align: right;">↖</td></tr> <tr><td style="text-align: right;">13:</td><td style="text-align: right;">10.3</td><td style="text-align: right;">↖</td></tr> <tr><td style="text-align: right;">14:</td><td style="text-align: right;">9.9</td><td style="text-align: right;">↗</td></tr> <tr><td style="text-align: right;">15:</td><td style="text-align: right;">9.7</td><td style="text-align: right;">↗</td></tr> <tr><td style="text-align: right;">16:</td><td style="text-align: right;">*10.7</td><td style="text-align: right;">↗</td></tr> <tr><td style="text-align: right;">17:</td><td style="text-align: right;">9.9</td><td style="text-align: right;">↑</td></tr> <tr><td style="text-align: right;">18:</td><td style="text-align: right;">10.3</td><td style="text-align: right;">↑</td></tr> <tr><td style="text-align: right;">19:</td><td style="text-align: right;">10.3</td><td style="text-align: right;">↖</td></tr> <tr><td style="text-align: right;">20:</td><td style="text-align: right;">10.0</td><td style="text-align: right;">↗</td></tr> </table> <table border="1" style="width:100%; border-collapse: collapse; margin-top: 5px;"> <tr> <td style="width:80%;">Serie</td> <td style="text-align: right;">97.0</td> </tr> <tr> <td>Total</td> <td style="text-align: right;">194.0</td> </tr> </table>	11:	10.4	↑	12:	10.0	↖	13:	10.3	↖	14:	9.9	↗	15:	9.7	↗	16:	*10.7	↗	17:	9.9	↑	18:	10.3	↑	19:	10.3	↖	20:	10.0	↗	Serie	97.0	Total	194.0
11:	10.4	↑																																	
12:	10.0	↖																																	
13:	10.3	↖																																	
14:	9.9	↗																																	
15:	9.7	↗																																	
16:	*10.7	↗																																	
17:	9.9	↑																																	
18:	10.3	↑																																	
19:	10.3	↖																																	
20:	10.0	↗																																	
Serie	97.0																																		
Total	194.0																																		



1:	10.0		↗
2:	9.3		↗
3:	10.4		↗
4:	9.8		↗
5:	*10.7		↗
6:	10.3		↗
7:	10.6		↘
8:	*10.8		↗
Serie			78.0
Total			0.0



1:	*10.7		↗
2:	*10.7		↗
3:	*10.9		↗
4:	*10.6		↗
5:	*10.6		→
6:	*10.8		↗
7:	*10.6		→
8:	*10.6		↘
9:	*10.7		←
10:	*10.9		←
Serie			100.0
Total			100.0



11:	*10.8		←
12:	10.3		→
13:	*10.7		↗
14:	10.3		→
15:	10.5		↗
16:	*10.6		↘
17:	*10.8		↗
18:	10.3		↗
19:	*10.8		↗
20:	10.5		→
Serie			100.0
Total			200.0

<p><b>Prøve</b></p>	<table style="width:100%; border-collapse: collapse;"> <tr> <td style="width:10%;">1:</td> <td style="width:15%;">10.1</td> <td style="width:10%; text-align: right;">↗</td> </tr> <tr> <td>2:</td> <td>10.3</td> <td style="text-align: right;">↑</td> </tr> <tr> <td>3:</td> <td>*10.6</td> <td style="text-align: right;">→</td> </tr> </table>	1:	10.1	↗	2:	10.3	↑	3:	*10.6	→
1:	10.1	↗								
2:	10.3	↑								
3:	*10.6	→								

Serie	30.0
Total	0.0

<p><b>20 Skud</b></p>	<table style="width:100%; border-collapse: collapse;"> <tr> <td style="width:10%;">1:</td> <td style="width:15%;">10.4</td> <td style="width:10%; text-align: right;">→</td> </tr> <tr> <td>2:</td> <td>10.3</td> <td style="text-align: right;">↙</td> </tr> <tr> <td>3:</td> <td>9.5</td> <td style="text-align: right;">↙</td> </tr> <tr> <td>4:</td> <td>10.2</td> <td style="text-align: right;">→</td> </tr> <tr> <td>5:</td> <td>10.5</td> <td style="text-align: right;">↙</td> </tr> <tr> <td>6:</td> <td>9.4</td> <td style="text-align: right;">↓</td> </tr> <tr> <td>7:</td> <td>*10.7</td> <td style="text-align: right;">→</td> </tr> <tr> <td>8:</td> <td>9.8</td> <td style="text-align: right;">↓</td> </tr> <tr> <td>9:</td> <td>*10.8</td> <td style="text-align: right;">↘</td> </tr> <tr> <td>10:</td> <td>10.5</td> <td style="text-align: right;">↓</td> </tr> </table>	1:	10.4	→	2:	10.3	↙	3:	9.5	↙	4:	10.2	→	5:	10.5	↙	6:	9.4	↓	7:	*10.7	→	8:	9.8	↓	9:	*10.8	↘	10:	10.5	↓
1:	10.4	→																													
2:	10.3	↙																													
3:	9.5	↙																													
4:	10.2	→																													
5:	10.5	↙																													
6:	9.4	↓																													
7:	*10.7	→																													
8:	9.8	↓																													
9:	*10.8	↘																													
10:	10.5	↓																													

Serie	97.0
Total	97.0

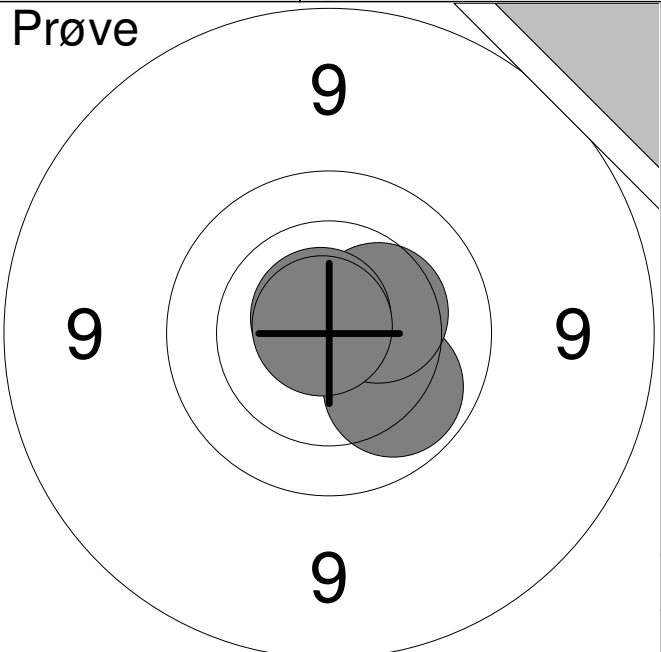
<p><b>20 Skud</b></p>	<table style="width:100%; border-collapse: collapse;"> <tr> <td style="width:10%;">11:</td> <td style="width:15%;">10.4</td> <td style="width:10%; text-align: right;">→</td> </tr> <tr> <td>12:</td> <td>10.2</td> <td style="text-align: right;">↗</td> </tr> <tr> <td>13:</td> <td>9.0</td> <td style="text-align: right;">↗</td> </tr> <tr> <td>14:</td> <td>9.6</td> <td style="text-align: right;">↗</td> </tr> <tr> <td>15:</td> <td>10.0</td> <td style="text-align: right;">→</td> </tr> <tr> <td>16:</td> <td>10.1</td> <td style="text-align: right;">↖</td> </tr> <tr> <td>17:</td> <td>10.6</td> <td style="text-align: right;">↑</td> </tr> <tr> <td>18:</td> <td>10.6</td> <td style="text-align: right;">→</td> </tr> <tr> <td>19:</td> <td>*10.9</td> <td style="text-align: right;">↙</td> </tr> <tr> <td>20:</td> <td>10.3</td> <td style="text-align: right;">↙</td> </tr> </table>	11:	10.4	→	12:	10.2	↗	13:	9.0	↗	14:	9.6	↗	15:	10.0	→	16:	10.1	↖	17:	10.6	↑	18:	10.6	→	19:	*10.9	↙	20:	10.3	↙
11:	10.4	→																													
12:	10.2	↗																													
13:	9.0	↗																													
14:	9.6	↗																													
15:	10.0	→																													
16:	10.1	↖																													
17:	10.6	↑																													
18:	10.6	→																													
19:	*10.9	↙																													
20:	10.3	↙																													

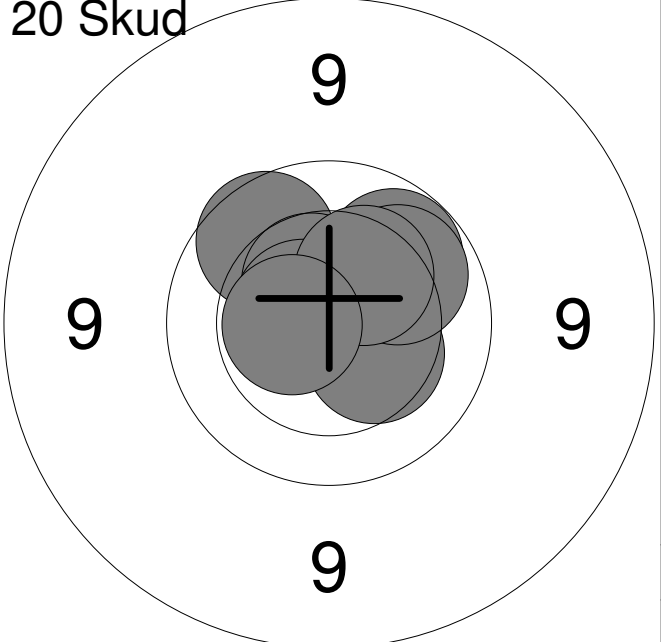
Serie	98.0
Total	195.0

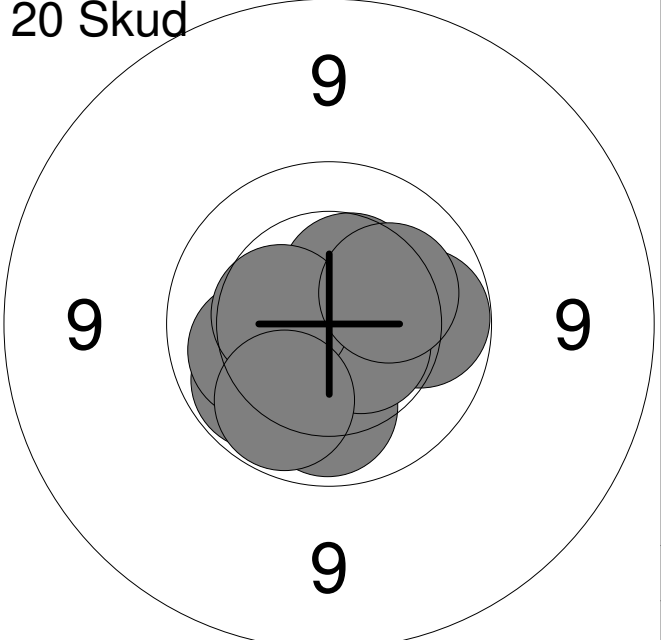
<p><b>Prøve</b></p>	<table style="width:100%; border-collapse: collapse;"> <tr><td style="width:10%;">1:</td><td style="width:15%;">9.6</td><td style="width:10%; text-align: center;">↑</td></tr> <tr><td>2:</td><td>9.7</td><td style="text-align: center;">→</td></tr> <tr><td>3:</td><td>10.4</td><td style="text-align: center;">→</td></tr> <tr><td>4:</td><td>*10.5</td><td style="text-align: center;">→</td></tr> <tr><td>5:</td><td>9.9</td><td style="text-align: center;">↓</td></tr> <tr><td>6:</td><td>*10.6</td><td style="text-align: center;">→</td></tr> <tr><td>7:</td><td>10.2</td><td style="text-align: center;">→</td></tr> <tr><td>8:</td><td>10.1</td><td style="text-align: center;">↖</td></tr> <tr><td>9:</td><td>*10.6</td><td style="text-align: center;">→</td></tr> </table>	1:	9.6	↑	2:	9.7	→	3:	10.4	→	4:	*10.5	→	5:	9.9	↓	6:	*10.6	→	7:	10.2	→	8:	10.1	↖	9:	*10.6	→
1:	9.6	↑																										
2:	9.7	→																										
3:	10.4	→																										
4:	*10.5	→																										
5:	9.9	↓																										
6:	*10.6	→																										
7:	10.2	→																										
8:	10.1	↖																										
9:	*10.6	→																										
	<table border="1" style="width:100%; border-collapse: collapse;"> <tr> <td style="width:10%;">Serie</td> <td style="width:80%;"></td> <td style="width:10%; text-align: right;">87.0</td> </tr> <tr> <td>Total</td> <td></td> <td style="text-align: right;">0.0</td> </tr> </table>	Serie		87.0	Total		0.0																					
Serie		87.0																										
Total		0.0																										

<p><b>20 Skud</b></p>	<table style="width:100%; border-collapse: collapse;"> <tr><td style="width:10%;">1:</td><td style="width:15%;">10.1</td><td style="width:10%; text-align: center;">→</td></tr> <tr><td>2:</td><td>10.0</td><td style="text-align: center;">↗</td></tr> <tr><td>3:</td><td>10.0</td><td style="text-align: center;">↖</td></tr> <tr><td>4:</td><td>*10.8</td><td style="text-align: center;">↖</td></tr> <tr><td>5:</td><td>*10.5</td><td style="text-align: center;">↘</td></tr> <tr><td>6:</td><td>9.8</td><td style="text-align: center;">↘</td></tr> <tr><td>7:</td><td>10.5</td><td style="text-align: center;">←</td></tr> <tr><td>8:</td><td>9.9</td><td style="text-align: center;">↘</td></tr> <tr><td>9:</td><td>10.1</td><td style="text-align: center;">←</td></tr> <tr><td>10:</td><td>9.8</td><td style="text-align: center;">←</td></tr> </table>	1:	10.1	→	2:	10.0	↗	3:	10.0	↖	4:	*10.8	↖	5:	*10.5	↘	6:	9.8	↘	7:	10.5	←	8:	9.9	↘	9:	10.1	←	10:	9.8	←
1:	10.1	→																													
2:	10.0	↗																													
3:	10.0	↖																													
4:	*10.8	↖																													
5:	*10.5	↘																													
6:	9.8	↘																													
7:	10.5	←																													
8:	9.9	↘																													
9:	10.1	←																													
10:	9.8	←																													
	<table border="1" style="width:100%; border-collapse: collapse;"> <tr> <td style="width:10%;">Serie</td> <td style="width:80%;"></td> <td style="width:10%; text-align: right;">97.0</td> </tr> <tr> <td>Total</td> <td></td> <td style="text-align: right;">97.0</td> </tr> </table>	Serie		97.0	Total		97.0																								
Serie		97.0																													
Total		97.0																													

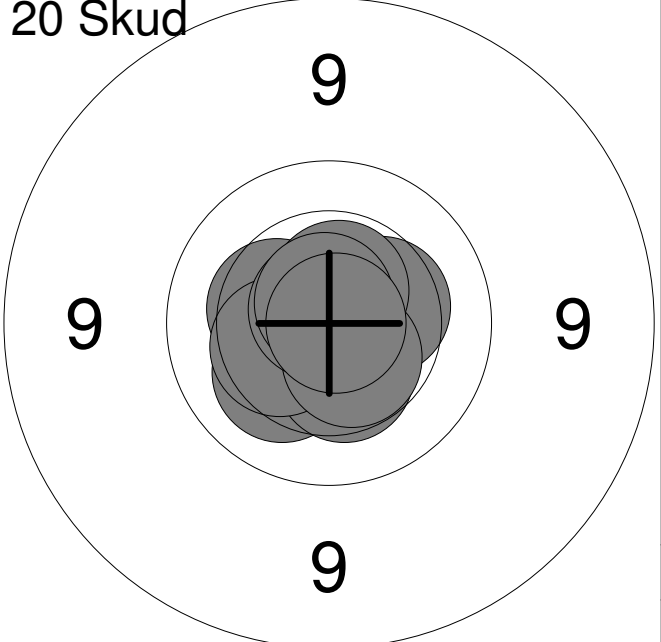
<p><b>20 Skud</b></p>	<table style="width:100%; border-collapse: collapse;"> <tr><td style="width:10%;">11:</td><td style="width:15%;">10.1</td><td style="width:10%; text-align: center;">↓</td></tr> <tr><td>12:</td><td>10.3</td><td style="text-align: center;">↘</td></tr> <tr><td>13:</td><td>10.3</td><td style="text-align: center;">←</td></tr> <tr><td>14:</td><td>*10.7</td><td style="text-align: center;">↑</td></tr> <tr><td>15:</td><td>10.3</td><td style="text-align: center;">↖</td></tr> <tr><td>16:</td><td>10.0</td><td style="text-align: center;">↘</td></tr> <tr><td>17:</td><td>*10.7</td><td style="text-align: center;">←</td></tr> <tr><td>18:</td><td>*10.6</td><td style="text-align: center;">↖</td></tr> <tr><td>19:</td><td>10.5</td><td style="text-align: center;">↘</td></tr> <tr><td>20:</td><td>*10.6</td><td style="text-align: center;">↗</td></tr> </table>	11:	10.1	↓	12:	10.3	↘	13:	10.3	←	14:	*10.7	↑	15:	10.3	↖	16:	10.0	↘	17:	*10.7	←	18:	*10.6	↖	19:	10.5	↘	20:	*10.6	↗
11:	10.1	↓																													
12:	10.3	↘																													
13:	10.3	←																													
14:	*10.7	↑																													
15:	10.3	↖																													
16:	10.0	↘																													
17:	*10.7	←																													
18:	*10.6	↖																													
19:	10.5	↘																													
20:	*10.6	↗																													
	<table border="1" style="width:100%; border-collapse: collapse;"> <tr> <td style="width:10%;">Serie</td> <td style="width:80%;"></td> <td style="width:10%; text-align: right;">100.0</td> </tr> <tr> <td>Total</td> <td></td> <td style="text-align: right;">197.0</td> </tr> </table>	Serie		100.0	Total		197.0																								
Serie		100.0																													
Total		197.0																													

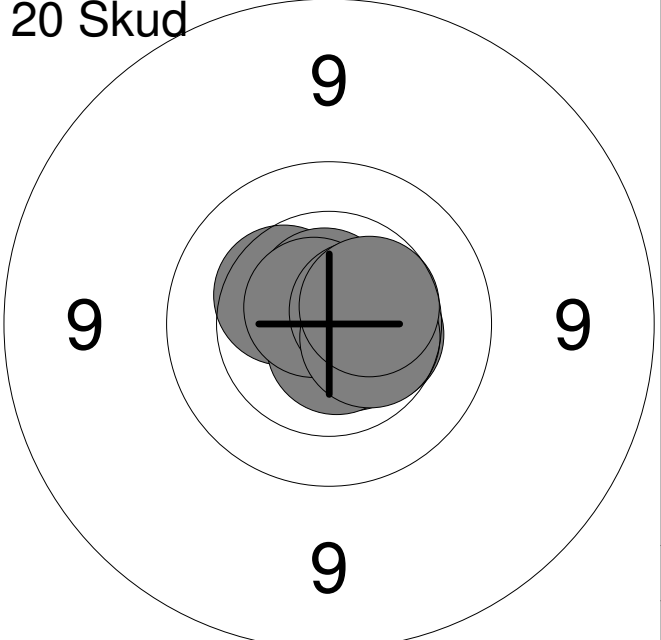
<p><b>Prøve</b></p> 	<table style="width:100%; border-collapse: collapse;"> <tr><td style="width:10%;">1:</td><td style="width:15%;">10.0</td><td style="width:10%; text-align: right;">↘</td></tr> <tr><td>2:</td><td>10.4</td><td style="text-align: right;">→</td></tr> <tr><td>3:</td><td>*10.8</td><td style="text-align: right;">↗</td></tr> <tr><td>4:</td><td>*10.8</td><td style="text-align: right;">↗</td></tr> </table> <table border="1" style="width:100%; border-collapse: collapse; margin-top: 5px;"> <tr> <td style="width:80%;">Serie</td> <td style="text-align: right;">40.0</td> </tr> <tr> <td>Total</td> <td style="text-align: right;">0.0</td> </tr> </table>	1:	10.0	↘	2:	10.4	→	3:	*10.8	↗	4:	*10.8	↗	Serie	40.0	Total	0.0
1:	10.0	↘															
2:	10.4	→															
3:	*10.8	↗															
4:	*10.8	↗															
Serie	40.0																
Total	0.0																

<p><b>20 Skud</b></p> 	<table style="width:100%; border-collapse: collapse;"> <tr><td style="width:10%;">1:</td><td style="width:15%;">*10.9</td><td style="width:10%; text-align: right;">↗</td></tr> <tr><td>2:</td><td>*10.8</td><td style="text-align: right;">↗</td></tr> <tr><td>3:</td><td>9.9</td><td style="text-align: right;">↗</td></tr> <tr><td>4:</td><td>10.5</td><td style="text-align: right;">↗</td></tr> <tr><td>5:</td><td>10.0</td><td style="text-align: right;">↗</td></tr> <tr><td>6:</td><td>*10.6</td><td style="text-align: right;">↗</td></tr> <tr><td>7:</td><td>10.4</td><td style="text-align: right;">↘</td></tr> <tr><td>8:</td><td>10.0</td><td style="text-align: right;">↗</td></tr> <tr><td>9:</td><td>10.3</td><td style="text-align: right;">↗</td></tr> <tr><td>10:</td><td>*10.5</td><td style="text-align: right;">←</td></tr> </table> <table border="1" style="width:100%; border-collapse: collapse; margin-top: 5px;"> <tr> <td style="width:80%;">Serie</td> <td style="text-align: right;">99.0</td> </tr> <tr> <td>Total</td> <td style="text-align: right;">99.0</td> </tr> </table>	1:	*10.9	↗	2:	*10.8	↗	3:	9.9	↗	4:	10.5	↗	5:	10.0	↗	6:	*10.6	↗	7:	10.4	↘	8:	10.0	↗	9:	10.3	↗	10:	*10.5	←	Serie	99.0	Total	99.0
1:	*10.9	↗																																	
2:	*10.8	↗																																	
3:	9.9	↗																																	
4:	10.5	↗																																	
5:	10.0	↗																																	
6:	*10.6	↗																																	
7:	10.4	↘																																	
8:	10.0	↗																																	
9:	10.3	↗																																	
10:	*10.5	←																																	
Serie	99.0																																		
Total	99.0																																		

<p><b>20 Skud</b></p> 	<table style="width:100%; border-collapse: collapse;"> <tr><td style="width:10%;">11:</td><td style="width:15%;">10.4</td><td style="width:10%; text-align: right;">←</td></tr> <tr><td>12:</td><td>10.0</td><td style="text-align: right;">↙</td></tr> <tr><td>13:</td><td>10.0</td><td style="text-align: right;">→</td></tr> <tr><td>14:</td><td>10.5</td><td style="text-align: right;">↗</td></tr> <tr><td>15:</td><td>10.1</td><td style="text-align: right;">↘</td></tr> <tr><td>16:</td><td>*10.5</td><td style="text-align: right;">↘</td></tr> <tr><td>17:</td><td>10.1</td><td style="text-align: right;">←</td></tr> <tr><td>18:</td><td>10.4</td><td style="text-align: right;">←</td></tr> <tr><td>19:</td><td>10.2</td><td style="text-align: right;">↗</td></tr> <tr><td>20:</td><td>10.0</td><td style="text-align: right;">↙</td></tr> </table> <table border="1" style="width:100%; border-collapse: collapse; margin-top: 5px;"> <tr> <td style="width:80%;">Serie</td> <td style="text-align: right;">100.0</td> </tr> <tr> <td>Total</td> <td style="text-align: right;">199.0</td> </tr> </table>	11:	10.4	←	12:	10.0	↙	13:	10.0	→	14:	10.5	↗	15:	10.1	↘	16:	*10.5	↘	17:	10.1	←	18:	10.4	←	19:	10.2	↗	20:	10.0	↙	Serie	100.0	Total	199.0
11:	10.4	←																																	
12:	10.0	↙																																	
13:	10.0	→																																	
14:	10.5	↗																																	
15:	10.1	↘																																	
16:	*10.5	↘																																	
17:	10.1	←																																	
18:	10.4	←																																	
19:	10.2	↗																																	
20:	10.0	↙																																	
Serie	100.0																																		
Total	199.0																																		

<p><b>Prøve</b></p> 	<table style="width:100%; border-collapse: collapse;"> <tr><td style="text-align: right;">1:</td><td style="text-align: right;">9.5</td><td style="text-align: right;">→</td></tr> <tr><td style="text-align: right;">2:</td><td style="text-align: right;">10.5</td><td style="text-align: right;">↑</td></tr> <tr><td style="text-align: right;">3:</td><td style="text-align: right;">10.3</td><td style="text-align: right;">→</td></tr> <tr><td style="text-align: right;">4:</td><td style="text-align: right;">10.1</td><td style="text-align: right;">↗</td></tr> <tr><td style="text-align: right;">5:</td><td style="text-align: right;">*10.8</td><td style="text-align: right;">↖</td></tr> <tr><td style="text-align: right;">6:</td><td style="text-align: right;">10.4</td><td style="text-align: right;">↑</td></tr> <tr><td style="text-align: right;">7:</td><td style="text-align: right;">*10.5</td><td style="text-align: right;">↖</td></tr> <tr><td style="text-align: right;">8:</td><td style="text-align: right;">*10.6</td><td style="text-align: right;">↑</td></tr> <tr><td style="text-align: right;">9:</td><td style="text-align: right;">*10.8</td><td style="text-align: right;">↖</td></tr> <tr><td colspan="2">Serie</td><td style="text-align: right;">89.0</td></tr> <tr><td colspan="2">Total</td><td style="text-align: right;">0.0</td></tr> </table>	1:	9.5	→	2:	10.5	↑	3:	10.3	→	4:	10.1	↗	5:	*10.8	↖	6:	10.4	↑	7:	*10.5	↖	8:	*10.6	↑	9:	*10.8	↖	Serie		89.0	Total		0.0
1:	9.5	→																																
2:	10.5	↑																																
3:	10.3	→																																
4:	10.1	↗																																
5:	*10.8	↖																																
6:	10.4	↑																																
7:	*10.5	↖																																
8:	*10.6	↑																																
9:	*10.8	↖																																
Serie		89.0																																
Total		0.0																																

<p><b>20 Skud</b></p> 	<table style="width:100%; border-collapse: collapse;"> <tr><td style="text-align: right;">1:</td><td style="text-align: right;">10.4</td><td style="text-align: right;">←</td></tr> <tr><td style="text-align: right;">2:</td><td style="text-align: right;">10.2</td><td style="text-align: right;">↙</td></tr> <tr><td style="text-align: right;">3:</td><td style="text-align: right;">10.4</td><td style="text-align: right;">↓</td></tr> <tr><td style="text-align: right;">4:</td><td style="text-align: right;">10.4</td><td style="text-align: right;">←</td></tr> <tr><td style="text-align: right;">5:</td><td style="text-align: right;">10.4</td><td style="text-align: right;">→</td></tr> <tr><td style="text-align: right;">6:</td><td style="text-align: right;">*10.5</td><td style="text-align: right;">↘</td></tr> <tr><td style="text-align: right;">7:</td><td style="text-align: right;">*10.6</td><td style="text-align: right;">↑</td></tr> <tr><td style="text-align: right;">8:</td><td style="text-align: right;">*10.8</td><td style="text-align: right;">↗</td></tr> <tr><td style="text-align: right;">9:</td><td style="text-align: right;">*10.7</td><td style="text-align: right;">↑</td></tr> <tr><td style="text-align: right;">10:</td><td style="text-align: right;">*10.9</td><td style="text-align: right;">→</td></tr> <tr><td colspan="2">Serie</td><td style="text-align: right;">100.0</td></tr> <tr><td colspan="2">Total</td><td style="text-align: right;">100.0</td></tr> </table>	1:	10.4	←	2:	10.2	↙	3:	10.4	↓	4:	10.4	←	5:	10.4	→	6:	*10.5	↘	7:	*10.6	↑	8:	*10.8	↗	9:	*10.7	↑	10:	*10.9	→	Serie		100.0	Total		100.0
1:	10.4	←																																			
2:	10.2	↙																																			
3:	10.4	↓																																			
4:	10.4	←																																			
5:	10.4	→																																			
6:	*10.5	↘																																			
7:	*10.6	↑																																			
8:	*10.8	↗																																			
9:	*10.7	↑																																			
10:	*10.9	→																																			
Serie		100.0																																			
Total		100.0																																			

<p><b>20 Skud</b></p> 	<table style="width:100%; border-collapse: collapse;"> <tr><td style="text-align: right;">11:</td><td style="text-align: right;">*10.6</td><td style="text-align: right;">↗</td></tr> <tr><td style="text-align: right;">12:</td><td style="text-align: right;">*10.6</td><td style="text-align: right;">↓</td></tr> <tr><td style="text-align: right;">13:</td><td style="text-align: right;">10.4</td><td style="text-align: right;">↗</td></tr> <tr><td style="text-align: right;">14:</td><td style="text-align: right;">10.5</td><td style="text-align: right;">→</td></tr> <tr><td style="text-align: right;">15:</td><td style="text-align: right;">*10.7</td><td style="text-align: right;">↘</td></tr> <tr><td style="text-align: right;">16:</td><td style="text-align: right;">*10.7</td><td style="text-align: right;">↑</td></tr> <tr><td style="text-align: right;">17:</td><td style="text-align: right;">*10.7</td><td style="text-align: right;">↗</td></tr> <tr><td style="text-align: right;">18:</td><td style="text-align: right;">*10.6</td><td style="text-align: right;">→</td></tr> <tr><td style="text-align: right;">19:</td><td style="text-align: right;">10.5</td><td style="text-align: right;">↘</td></tr> <tr><td style="text-align: right;">20:</td><td style="text-align: right;">10.5</td><td style="text-align: right;">↗</td></tr> <tr><td colspan="2">Serie</td><td style="text-align: right;">100.0</td></tr> <tr><td colspan="2">Total</td><td style="text-align: right;">200.0</td></tr> </table>	11:	*10.6	↗	12:	*10.6	↓	13:	10.4	↗	14:	10.5	→	15:	*10.7	↘	16:	*10.7	↑	17:	*10.7	↗	18:	*10.6	→	19:	10.5	↘	20:	10.5	↗	Serie		100.0	Total		200.0
11:	*10.6	↗																																			
12:	*10.6	↓																																			
13:	10.4	↗																																			
14:	10.5	→																																			
15:	*10.7	↘																																			
16:	*10.7	↑																																			
17:	*10.7	↗																																			
18:	*10.6	→																																			
19:	10.5	↘																																			
20:	10.5	↗																																			
Serie		100.0																																			
Total		200.0																																			

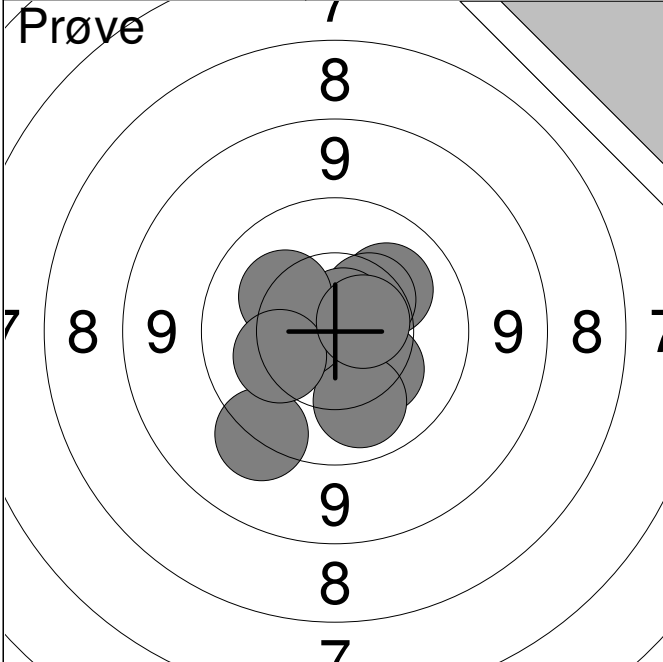
Hold  
**155**

Skive  
**6**

**Charlotte Larsen**

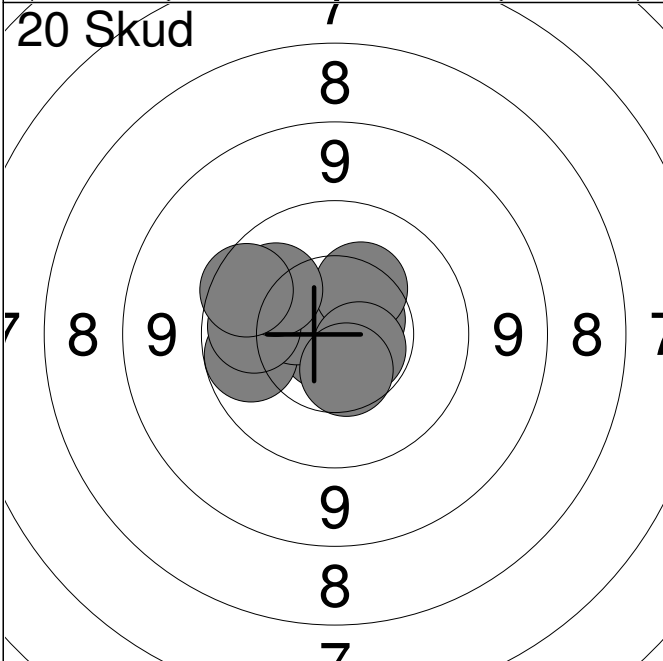
Vilsted Skf.

MÅ2



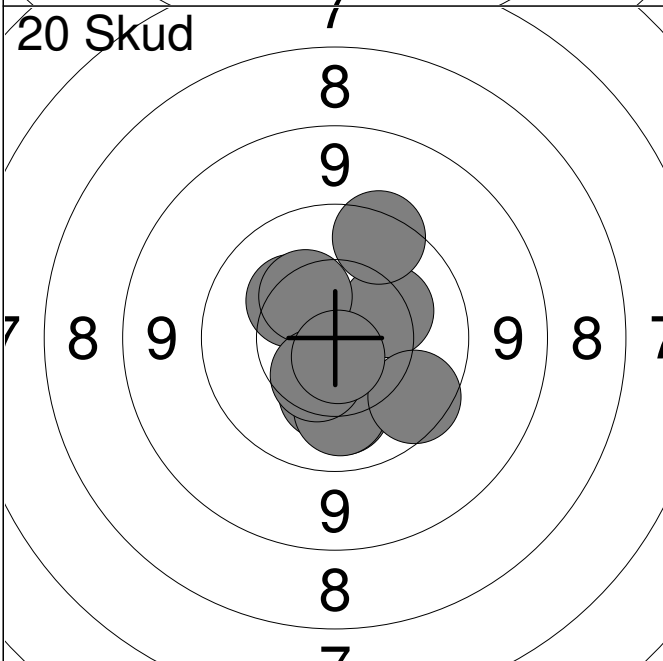
1:	10.3	↘
2:	9.4	↙
3:	10.2	↗
4:	10.1	↘
5:	10.4	↗
6:	*10.7	↗
7:	10.6	←
8:	10.2	↗
9:	10.2	↘
10:	*10.6	→

Serie	99.0
Total	0.0



1:	*10.6	↗
2:	*10.8	↙
3:	9.9	←
4:	10.5	↗
5:	10.0	←
6:	10.4	↗
7:	10.1	↗
8:	*10.6	↘
9:	10.5	↘
10:	9.8	↗

Serie	98.0
Total	98.0



11:	10.3	↗
12:	10.1	↘
13:	9.7	↗
14:	10.3	↗
15:	10.3	↘
16:	10.1	↘
17:	10.4	↗
18:	10.5	↙
19:	9.8	↘
20:	*10.7	↘

Serie	98.0
Total	196.0

<p><b>Prøve</b></p>	<table style="width:100%; border-collapse: collapse;"> <tr><td style="width:10%;">1:</td><td style="width:15%;">9.3</td><td style="width:10%; text-align: right;">↘</td></tr> <tr><td>2:</td><td>10.0</td><td style="text-align: right;">↗</td></tr> <tr><td>3:</td><td>9.9</td><td style="text-align: right;">↗</td></tr> <tr><td>4:</td><td>10.1</td><td style="text-align: right;">↘</td></tr> <tr><td>5:</td><td>10.2</td><td style="text-align: right;">↗</td></tr> <tr><td>6:</td><td>10.4</td><td style="text-align: right;">↘</td></tr> <tr><td>7:</td><td>*10.6</td><td style="text-align: right;">↖</td></tr> </table>	1:	9.3	↘	2:	10.0	↗	3:	9.9	↗	4:	10.1	↘	5:	10.2	↗	6:	10.4	↘	7:	*10.6	↖
1:	9.3	↘																				
2:	10.0	↗																				
3:	9.9	↗																				
4:	10.1	↘																				
5:	10.2	↗																				
6:	10.4	↘																				
7:	*10.6	↖																				
<table style="width:100%; border-collapse: collapse;"> <tr> <td style="width:10%;"><b>Serie</b></td> <td style="width:80%;"></td> <td style="width:10%; text-align: right;">68.0</td> </tr> <tr> <td><b>Total</b></td> <td></td> <td style="text-align: right;">0.0</td> </tr> </table>		<b>Serie</b>		68.0	<b>Total</b>		0.0															
<b>Serie</b>		68.0																				
<b>Total</b>		0.0																				

<p><b>20 Skud</b></p>	<table style="width:100%; border-collapse: collapse;"> <tr><td style="width:10%;">1:</td><td style="width:15%;">10.1</td><td style="width:10%; text-align: right;">↖</td></tr> <tr><td>2:</td><td>10.1</td><td style="text-align: right;">↓</td></tr> <tr><td>3:</td><td>*10.5</td><td style="text-align: right;">↖</td></tr> <tr><td>4:</td><td>10.4</td><td style="text-align: right;">↗</td></tr> <tr><td>5:</td><td>9.8</td><td style="text-align: right;">↗</td></tr> <tr><td>6:</td><td>9.8</td><td style="text-align: right;">↓</td></tr> <tr><td>7:</td><td>9.6</td><td style="text-align: right;">↗</td></tr> <tr><td>8:</td><td>10.3</td><td style="text-align: right;">↗</td></tr> <tr><td>9:</td><td>10.3</td><td style="text-align: right;">↓</td></tr> <tr><td>10:</td><td>9.8</td><td style="text-align: right;">↓</td></tr> </table>	1:	10.1	↖	2:	10.1	↓	3:	*10.5	↖	4:	10.4	↗	5:	9.8	↗	6:	9.8	↓	7:	9.6	↗	8:	10.3	↗	9:	10.3	↓	10:	9.8	↓
1:	10.1	↖																													
2:	10.1	↓																													
3:	*10.5	↖																													
4:	10.4	↗																													
5:	9.8	↗																													
6:	9.8	↓																													
7:	9.6	↗																													
8:	10.3	↗																													
9:	10.3	↓																													
10:	9.8	↓																													
<table style="width:100%; border-collapse: collapse;"> <tr> <td style="width:10%;"><b>Serie</b></td> <td style="width:80%;"></td> <td style="width:10%; text-align: right;">96.0</td> </tr> <tr> <td><b>Total</b></td> <td></td> <td style="text-align: right;">96.0</td> </tr> </table>		<b>Serie</b>		96.0	<b>Total</b>		96.0																								
<b>Serie</b>		96.0																													
<b>Total</b>		96.0																													

<p><b>20 Skud</b></p>	<table style="width:100%; border-collapse: collapse;"> <tr><td style="width:10%;">11:</td><td style="width:15%;">*10.9</td><td style="width:10%; text-align: right;">↖</td></tr> <tr><td>12:</td><td>10.4</td><td style="text-align: right;">↖</td></tr> <tr><td>13:</td><td>10.5</td><td style="text-align: right;">↘</td></tr> <tr><td>14:</td><td>10.2</td><td style="text-align: right;">↘</td></tr> <tr><td>15:</td><td>9.8</td><td style="text-align: right;">↘</td></tr> <tr><td>16:</td><td>10.5</td><td style="text-align: right;">↗</td></tr> <tr><td>17:</td><td>9.8</td><td style="text-align: right;">↖</td></tr> <tr><td>18:</td><td>9.6</td><td style="text-align: right;">↖</td></tr> <tr><td>19:</td><td>*10.6</td><td style="text-align: right;">↓</td></tr> <tr><td>20:</td><td>9.9</td><td style="text-align: right;">↖</td></tr> </table>	11:	*10.9	↖	12:	10.4	↖	13:	10.5	↘	14:	10.2	↘	15:	9.8	↘	16:	10.5	↗	17:	9.8	↖	18:	9.6	↖	19:	*10.6	↓	20:	9.9	↖
11:	*10.9	↖																													
12:	10.4	↖																													
13:	10.5	↘																													
14:	10.2	↘																													
15:	9.8	↘																													
16:	10.5	↗																													
17:	9.8	↖																													
18:	9.6	↖																													
19:	*10.6	↓																													
20:	9.9	↖																													
<table style="width:100%; border-collapse: collapse;"> <tr> <td style="width:10%;"><b>Serie</b></td> <td style="width:80%;"></td> <td style="width:10%; text-align: right;">96.0</td> </tr> <tr> <td><b>Total</b></td> <td></td> <td style="text-align: right;">192.0</td> </tr> </table>		<b>Serie</b>		96.0	<b>Total</b>		192.0																								
<b>Serie</b>		96.0																													
<b>Total</b>		192.0																													



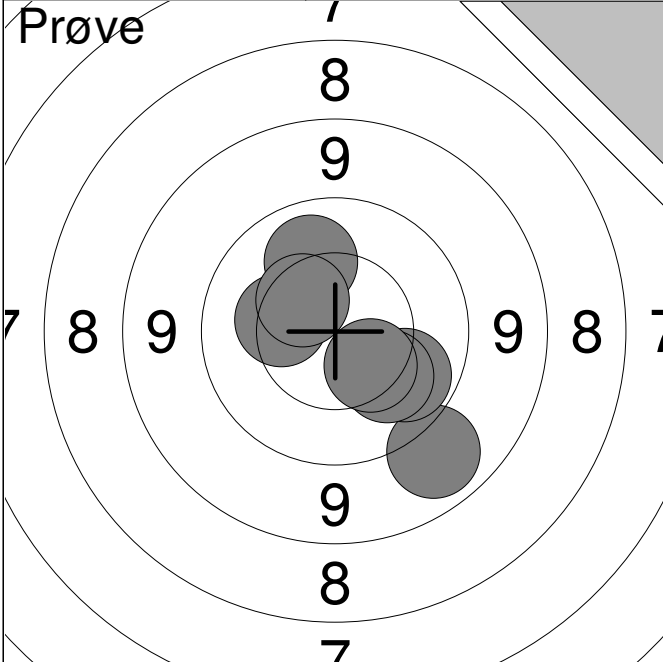
Hold  
**155**

Skive  
**9**

# Simon Brix

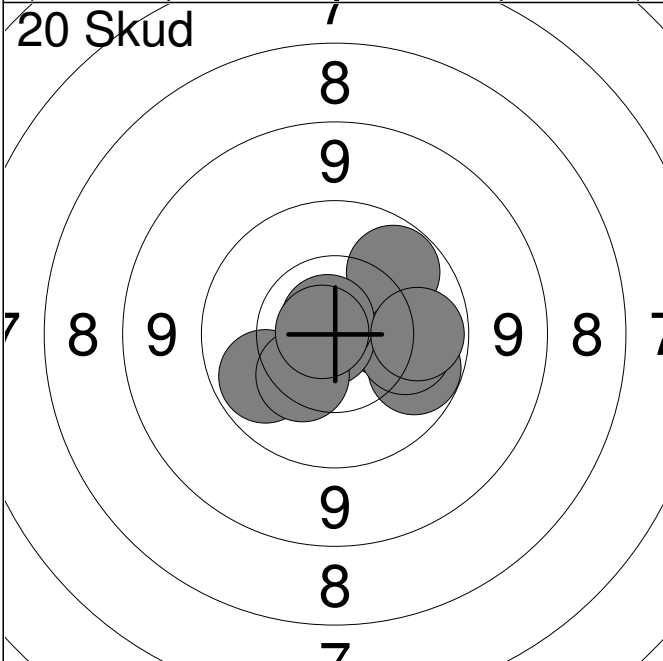
Aalborg Skyttekreds

J2



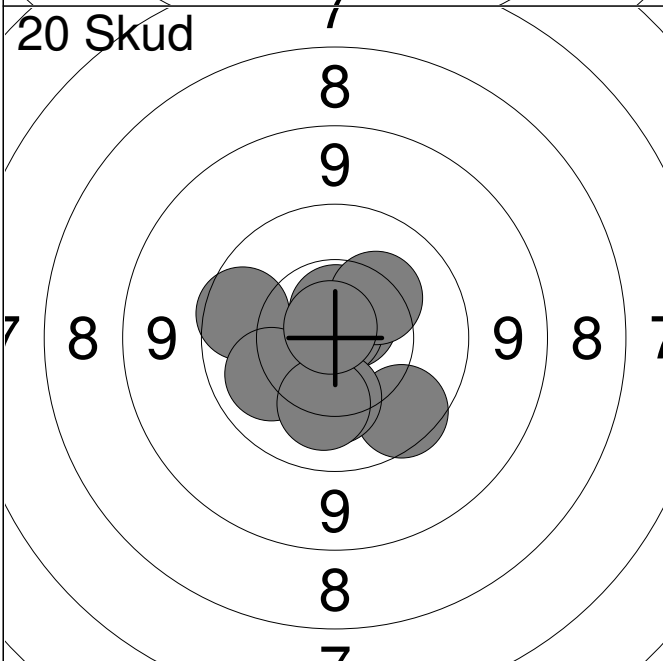
1:	9.1	↘
2:	10.0	↘
3:	10.2	↘
4:	10.1	↗
5:	10.3	↗
6:	10.4	↗
7:	10.4	↘

Serie	69.0
Total	0.0



1:	10.0	↘
2:	10.4	→
3:	10.0	↙
4:	10.0	↗
5:	10.1	→
6:	*10.8	↙
7:	*10.8	↗
8:	10.3	↙
9:	10.0	→
10:	*10.8	↙

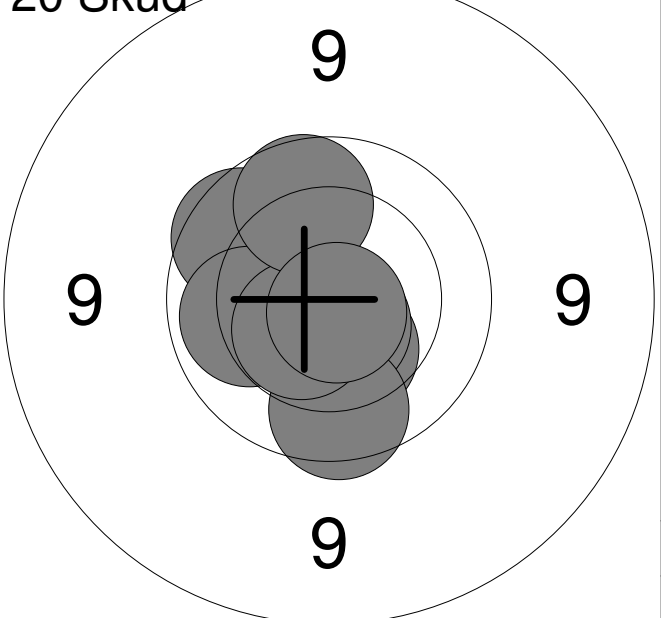
Serie	100.0
Total	100.0

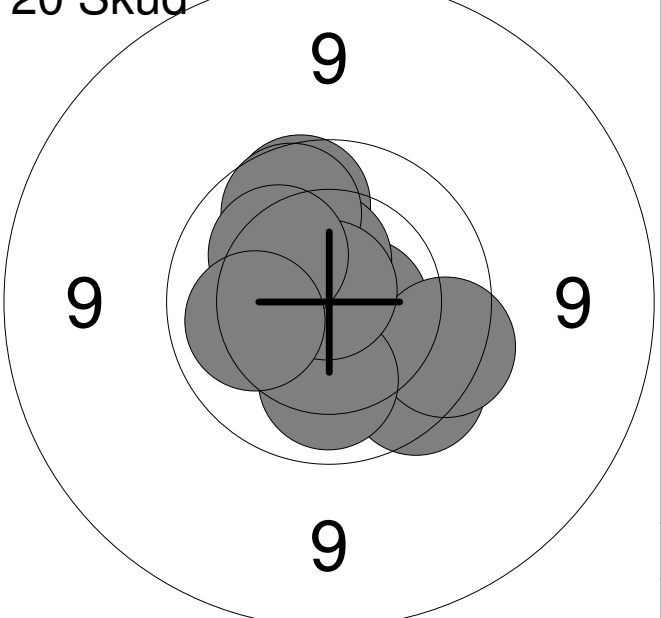


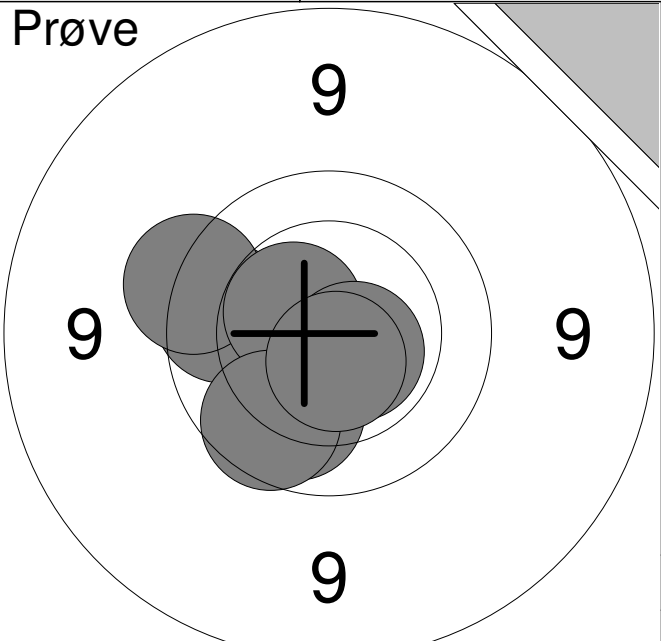
11:	9.8	↘
12:	*10.7	↗
13:	9.8	↙
14:	10.1	↙
15:	*10.8	↗
16:	10.3	↘
17:	*10.6	↗
18:	10.2	↘
19:	10.3	↗
20:	*10.8	↗

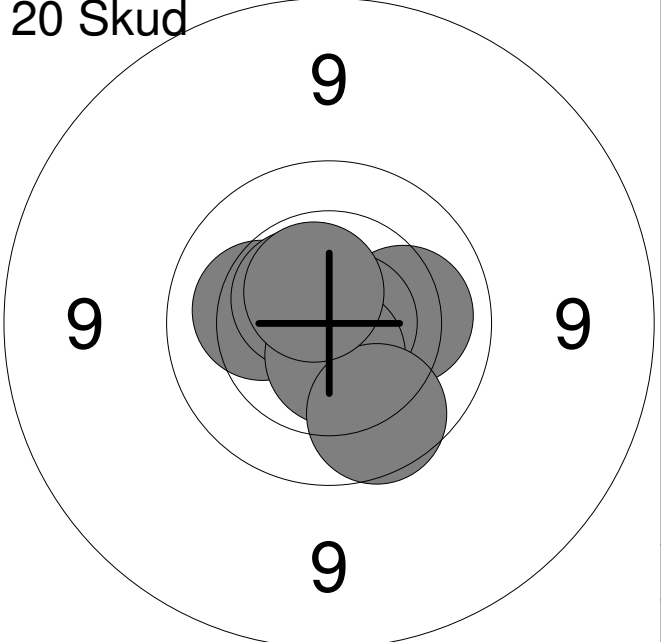
Serie	98.0
Total	198.0

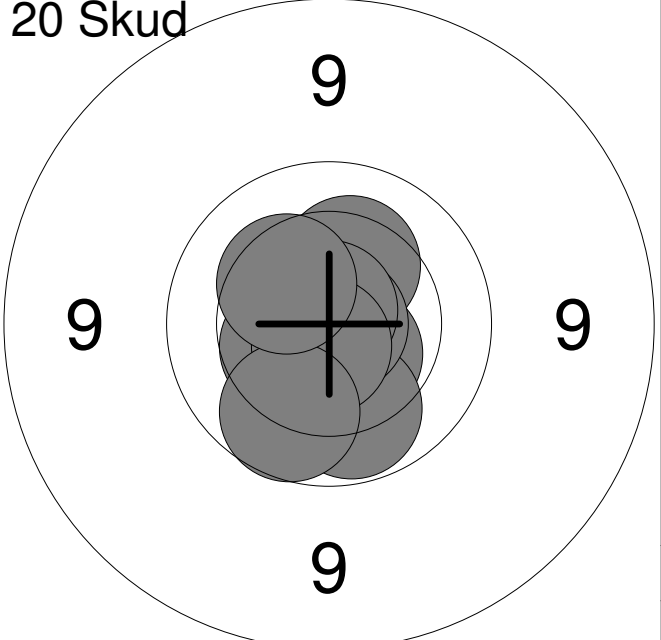
<p><b>Prøve</b></p> 	<table style="width:100%; border-collapse: collapse;"> <tr><td style="text-align: right;">1:</td><td style="text-align: right;">9.8</td><td style="text-align: right;">↘</td></tr> <tr><td style="text-align: right;">2:</td><td style="text-align: right;">9.9</td><td style="text-align: right;">↗</td></tr> <tr><td style="text-align: right;">3:</td><td style="text-align: right;">9.6</td><td style="text-align: right;">↗</td></tr> <tr><td style="text-align: right;">4:</td><td style="text-align: right;">9.9</td><td style="text-align: right;">↖</td></tr> <tr><td style="text-align: right;">5:</td><td style="text-align: right;">10.3</td><td style="text-align: right;">↗</td></tr> <tr><td style="text-align: right;">6:</td><td style="text-align: right;">9.9</td><td style="text-align: right;">↗</td></tr> <tr><td style="text-align: right;">7:</td><td style="text-align: right;">9.6</td><td style="text-align: right;">↗</td></tr> <tr><td style="text-align: right;">8:</td><td style="text-align: right;">*10.5</td><td style="text-align: right;">↗</td></tr> <tr><td style="text-align: right;">9:</td><td style="text-align: right;">10.4</td><td style="text-align: right;">↘</td></tr> <tr><td colspan="3"><hr/></td></tr> <tr><td style="text-align: right;">Serie</td><td></td><td style="text-align: right;">84.0</td></tr> <tr><td style="text-align: right;">Total</td><td></td><td style="text-align: right;">0.0</td></tr> </table>	1:	9.8	↘	2:	9.9	↗	3:	9.6	↗	4:	9.9	↖	5:	10.3	↗	6:	9.9	↗	7:	9.6	↗	8:	*10.5	↗	9:	10.4	↘	<hr/>			Serie		84.0	Total		0.0
1:	9.8	↘																																			
2:	9.9	↗																																			
3:	9.6	↗																																			
4:	9.9	↖																																			
5:	10.3	↗																																			
6:	9.9	↗																																			
7:	9.6	↗																																			
8:	*10.5	↗																																			
9:	10.4	↘																																			
<hr/>																																					
Serie		84.0																																			
Total		0.0																																			

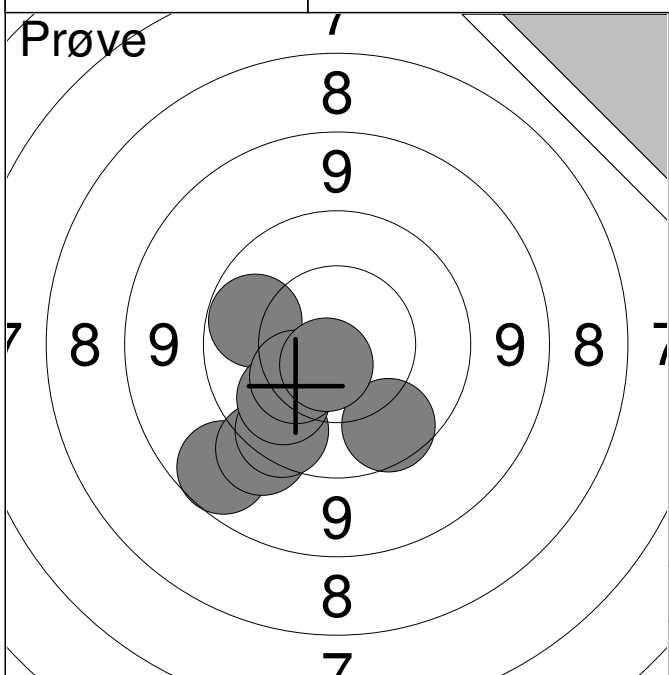
<p><b>20 Skud</b></p> 	<table style="width:100%; border-collapse: collapse;"> <tr><td style="text-align: right;">1:</td><td style="text-align: right;">10.4</td><td style="text-align: right;">↖</td></tr> <tr><td style="text-align: right;">2:</td><td style="text-align: right;">10.4</td><td style="text-align: right;">↘</td></tr> <tr><td style="text-align: right;">3:</td><td style="text-align: right;">*10.6</td><td style="text-align: right;">↖</td></tr> <tr><td style="text-align: right;">4:</td><td style="text-align: right;">9.9</td><td style="text-align: right;">↗</td></tr> <tr><td style="text-align: right;">5:</td><td style="text-align: right;">*10.6</td><td style="text-align: right;">↘</td></tr> <tr><td style="text-align: right;">6:</td><td style="text-align: right;">9.8</td><td style="text-align: right;">↘</td></tr> <tr><td style="text-align: right;">7:</td><td style="text-align: right;">10.1</td><td style="text-align: right;">↖</td></tr> <tr><td style="text-align: right;">8:</td><td style="text-align: right;">*10.5</td><td style="text-align: right;">↖</td></tr> <tr><td style="text-align: right;">9:</td><td style="text-align: right;">9.9</td><td style="text-align: right;">↗</td></tr> <tr><td style="text-align: right;">10:</td><td style="text-align: right;">*10.8</td><td style="text-align: right;">↘</td></tr> <tr><td colspan="3"><hr/></td></tr> <tr><td style="text-align: right;">Serie</td><td></td><td style="text-align: right;">97.0</td></tr> <tr><td style="text-align: right;">Total</td><td></td><td style="text-align: right;">97.0</td></tr> </table>	1:	10.4	↖	2:	10.4	↘	3:	*10.6	↖	4:	9.9	↗	5:	*10.6	↘	6:	9.8	↘	7:	10.1	↖	8:	*10.5	↖	9:	9.9	↗	10:	*10.8	↘	<hr/>			Serie		97.0	Total		97.0
1:	10.4	↖																																						
2:	10.4	↘																																						
3:	*10.6	↖																																						
4:	9.9	↗																																						
5:	*10.6	↘																																						
6:	9.8	↘																																						
7:	10.1	↖																																						
8:	*10.5	↖																																						
9:	9.9	↗																																						
10:	*10.8	↘																																						
<hr/>																																								
Serie		97.0																																						
Total		97.0																																						

<p><b>20 Skud</b></p> 	<table style="width:100%; border-collapse: collapse;"> <tr><td style="text-align: right;">11:</td><td style="text-align: right;">9.8</td><td style="text-align: right;">↘</td></tr> <tr><td style="text-align: right;">12:</td><td style="text-align: right;">*10.6</td><td style="text-align: right;">↗</td></tr> <tr><td style="text-align: right;">13:</td><td style="text-align: right;">9.9</td><td style="text-align: right;">↗</td></tr> <tr><td style="text-align: right;">14:</td><td style="text-align: right;">*10.5</td><td style="text-align: right;">↗</td></tr> <tr><td style="text-align: right;">15:</td><td style="text-align: right;">9.8</td><td style="text-align: right;">↘</td></tr> <tr><td style="text-align: right;">16:</td><td style="text-align: right;">10.1</td><td style="text-align: right;">↘</td></tr> <tr><td style="text-align: right;">17:</td><td style="text-align: right;">9.9</td><td style="text-align: right;">↗</td></tr> <tr><td style="text-align: right;">18:</td><td style="text-align: right;">*10.8</td><td style="text-align: right;">↗</td></tr> <tr><td style="text-align: right;">19:</td><td style="text-align: right;">10.2</td><td style="text-align: right;">↗</td></tr> <tr><td style="text-align: right;">20:</td><td style="text-align: right;">10.1</td><td style="text-align: right;">↖</td></tr> <tr><td colspan="3"><hr/></td></tr> <tr><td style="text-align: right;">Serie</td><td></td><td style="text-align: right;">96.0</td></tr> <tr><td style="text-align: right;">Total</td><td></td><td style="text-align: right;">193.0</td></tr> </table>	11:	9.8	↘	12:	*10.6	↗	13:	9.9	↗	14:	*10.5	↗	15:	9.8	↘	16:	10.1	↘	17:	9.9	↗	18:	*10.8	↗	19:	10.2	↗	20:	10.1	↖	<hr/>			Serie		96.0	Total		193.0
11:	9.8	↘																																						
12:	*10.6	↗																																						
13:	9.9	↗																																						
14:	*10.5	↗																																						
15:	9.8	↘																																						
16:	10.1	↘																																						
17:	9.9	↗																																						
18:	*10.8	↗																																						
19:	10.2	↗																																						
20:	10.1	↖																																						
<hr/>																																								
Serie		96.0																																						
Total		193.0																																						

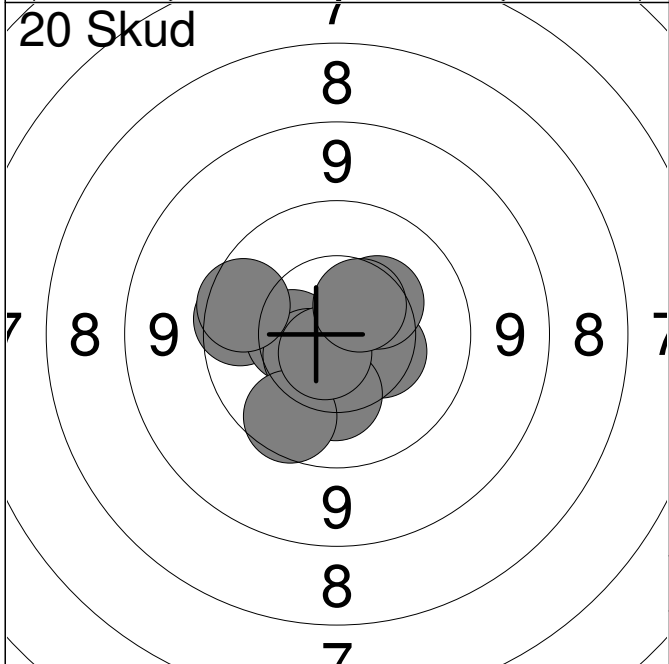
<p><b>Prøve</b></p> 	<table style="width:100%; border-collapse: collapse;"> <tr><td style="width:10%;">1:</td><td style="width:15%;">9.9</td><td style="width:10%; text-align: right;">←</td></tr> <tr><td>2:</td><td>10.0</td><td style="text-align: right;">↙</td></tr> <tr><td>3:</td><td>9.6</td><td style="text-align: right;">↑</td></tr> <tr><td>4:</td><td>*10.5</td><td style="text-align: right;">↗</td></tr> <tr><td>5:</td><td>9.9</td><td style="text-align: right;">↘</td></tr> <tr><td>6:</td><td>*10.6</td><td style="text-align: right;">↓</td></tr> <tr><td>7:</td><td>*10.6</td><td style="text-align: right;">↙</td></tr> </table> <table border="1" style="width:100%; border-collapse: collapse; margin-top: 5px;"> <tr> <td style="width:80%;">Serie</td> <td style="text-align: right;">67.0</td> </tr> <tr> <td>Total</td> <td style="text-align: right;">0.0</td> </tr> </table>	1:	9.9	←	2:	10.0	↙	3:	9.6	↑	4:	*10.5	↗	5:	9.9	↘	6:	*10.6	↓	7:	*10.6	↙	Serie	67.0	Total	0.0
1:	9.9	←																								
2:	10.0	↙																								
3:	9.6	↑																								
4:	*10.5	↗																								
5:	9.9	↘																								
6:	*10.6	↓																								
7:	*10.6	↙																								
Serie	67.0																									
Total	0.0																									

<p><b>20 Skud</b></p> 	<table style="width:100%; border-collapse: collapse;"> <tr><td style="width:10%;">1:</td><td style="width:15%;">*10.8</td><td style="width:10%; text-align: right;">←</td></tr> <tr><td>2:</td><td>*10.8</td><td style="text-align: right;">↗</td></tr> <tr><td>3:</td><td>10.2</td><td style="text-align: right;">←</td></tr> <tr><td>4:</td><td>*10.6</td><td style="text-align: right;">↘</td></tr> <tr><td>5:</td><td>*10.6</td><td style="text-align: right;">↗</td></tr> <tr><td>6:</td><td>10.1</td><td style="text-align: right;">→</td></tr> <tr><td>7:</td><td>*10.8</td><td style="text-align: right;">→</td></tr> <tr><td>8:</td><td>*10.6</td><td style="text-align: right;">↘</td></tr> <tr><td>9:</td><td>9.9</td><td style="text-align: right;">↘</td></tr> <tr><td>10:</td><td>*10.6</td><td style="text-align: right;">↗</td></tr> </table> <table border="1" style="width:100%; border-collapse: collapse; margin-top: 5px;"> <tr> <td style="width:80%;">Serie</td> <td style="text-align: right;">99.0</td> </tr> <tr> <td>Total</td> <td style="text-align: right;">99.0</td> </tr> </table>	1:	*10.8	←	2:	*10.8	↗	3:	10.2	←	4:	*10.6	↘	5:	*10.6	↗	6:	10.1	→	7:	*10.8	→	8:	*10.6	↘	9:	9.9	↘	10:	*10.6	↗	Serie	99.0	Total	99.0
1:	*10.8	←																																	
2:	*10.8	↗																																	
3:	10.2	←																																	
4:	*10.6	↘																																	
5:	*10.6	↗																																	
6:	10.1	→																																	
7:	*10.8	→																																	
8:	*10.6	↘																																	
9:	9.9	↘																																	
10:	*10.6	↗																																	
Serie	99.0																																		
Total	99.0																																		

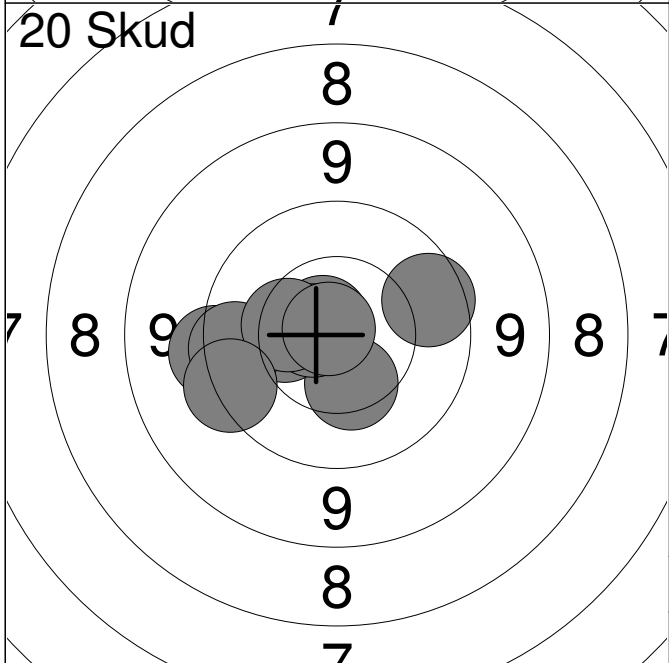
<p><b>20 Skud</b></p> 	<table style="width:100%; border-collapse: collapse;"> <tr><td style="width:10%;">11:</td><td style="width:15%;">10.3</td><td style="width:10%; text-align: right;">↗</td></tr> <tr><td>12:</td><td>*10.6</td><td style="text-align: right;">↘</td></tr> <tr><td>13:</td><td>*10.5</td><td style="text-align: right;">↘</td></tr> <tr><td>14:</td><td>10.0</td><td style="text-align: right;">↘</td></tr> <tr><td>15:</td><td>*10.9</td><td style="text-align: right;">→</td></tr> <tr><td>16:</td><td>*10.8</td><td style="text-align: right;">↑</td></tr> <tr><td>17:</td><td>10.5</td><td style="text-align: right;">↙</td></tr> <tr><td>18:</td><td>*10.7</td><td style="text-align: right;">↘</td></tr> <tr><td>19:</td><td>9.9</td><td style="text-align: right;">↘</td></tr> <tr><td>20:</td><td>10.3</td><td style="text-align: right;">↗</td></tr> </table> <table border="1" style="width:100%; border-collapse: collapse; margin-top: 5px;"> <tr> <td style="width:80%;">Serie</td> <td style="text-align: right;">99.0</td> </tr> <tr> <td>Total</td> <td style="text-align: right;">198.0</td> </tr> </table>	11:	10.3	↗	12:	*10.6	↘	13:	*10.5	↘	14:	10.0	↘	15:	*10.9	→	16:	*10.8	↑	17:	10.5	↙	18:	*10.7	↘	19:	9.9	↘	20:	10.3	↗	Serie	99.0	Total	198.0
11:	10.3	↗																																	
12:	*10.6	↘																																	
13:	*10.5	↘																																	
14:	10.0	↘																																	
15:	*10.9	→																																	
16:	*10.8	↑																																	
17:	10.5	↙																																	
18:	*10.7	↘																																	
19:	9.9	↘																																	
20:	10.3	↗																																	
Serie	99.0																																		
Total	198.0																																		



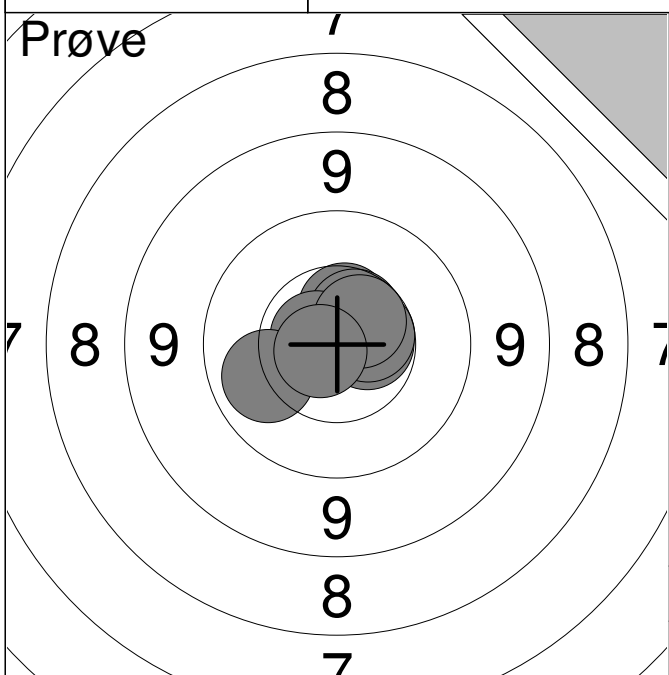
1:	8.9	↙
2:	9.4	↙
3:	9.8	↘
4:	9.7	↙
5:	10.0	↖
6:	10.1	↙
7:	10.3	↙
8:	*10.7	↘
Serie		75.0
Total		0.0



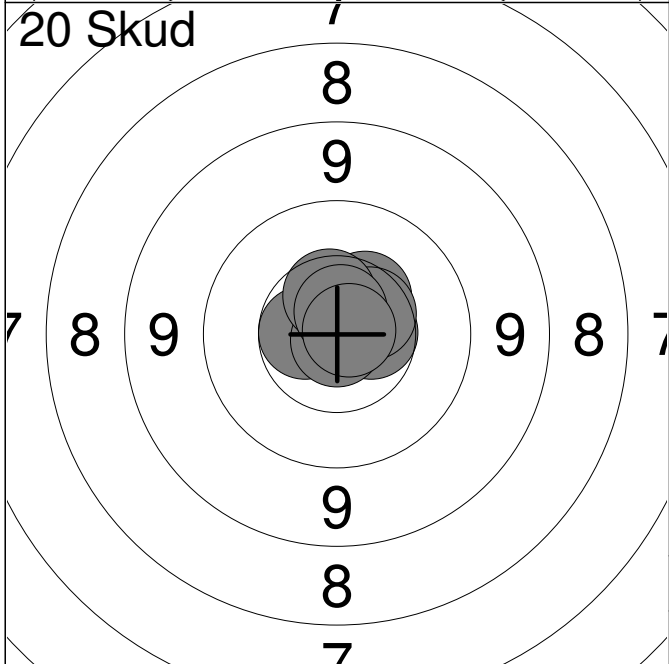
1:	9.8	↖
2:	10.4	↖
3:	10.4	↗
4:	10.3	↓
5:	10.4	↗
6:	10.6	↙
7:	9.8	↙
8:	9.8	↖
9:	*10.7	↘
10:	10.5	↗
Serie		97.0
Total		97.0



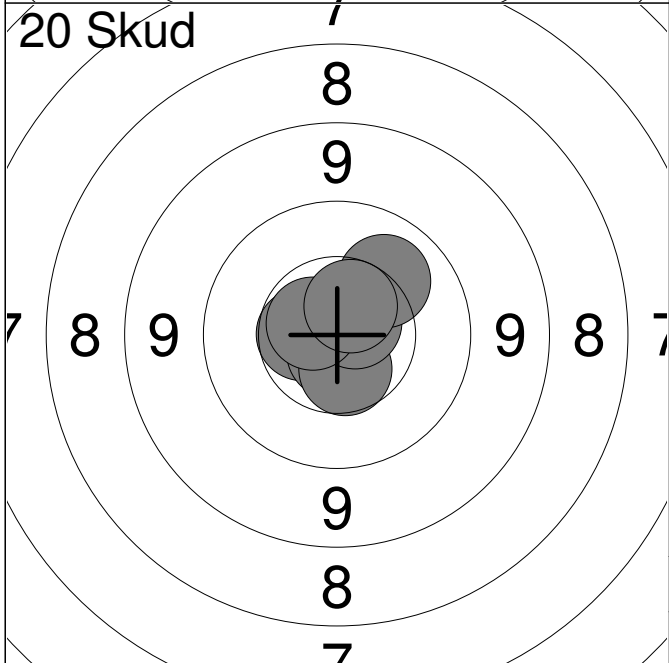
11:	*10.7	↗
12:	9.8	↗
13:	9.5	↖
14:	10.4	↘
15:	10.3	↖
16:	*10.7	↖
17:	9.7	↖
18:	10.4	↖
19:	*10.8	↗
20:	9.5	↖
Serie		96.0
Total		193.0



1:	*10.6	→
2:	10.5	↑
3:	10.6	↗
4:	10.6	→
5:	*10.7	←
6:	10.6	↗
7:	10.1	←
8:	*10.7	←
<b>Serie</b>		<b>80.0</b>
<b>Total</b>		<b>0.0</b>



1:	*10.8	↑
2:	10.6	→
3:	*10.8	↗
4:	10.4	↗
5:	10.5	↗
6:	10.6	←
7:	*10.9	↓
8:	10.5	↑
9:	*10.7	↑
10:	*10.8	→
<b>Serie</b>		<b>100.0</b>
<b>Total</b>		<b>100.0</b>



11:	*10.8	→
12:	*10.7	↗
13:	*10.8	↗
14:	10.6	←
15:	*10.7	↓
16:	10.5	↓
17:	*10.7	↗
18:	*10.6	↖
19:	10.1	↗
20:	10.6	↑
<b>Serie</b>		<b>100.0</b>
<b>Total</b>		<b>200.0</b>

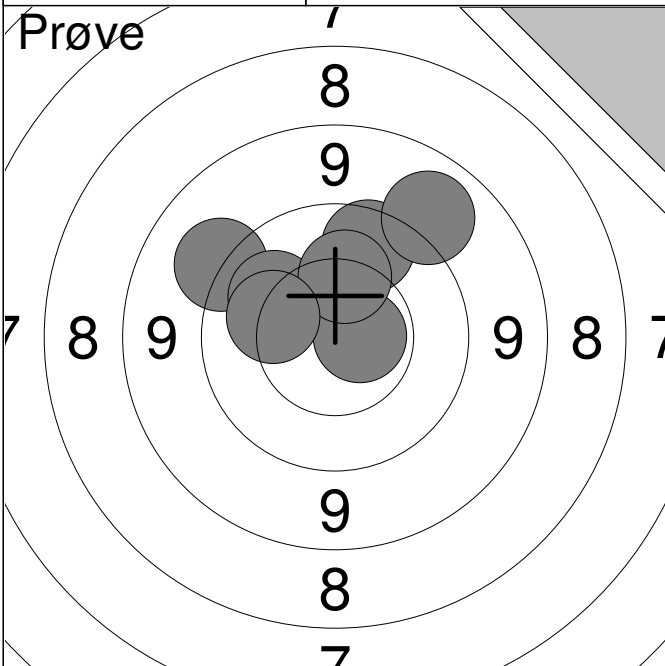
Hold  
**156**

Skive  
**2**

# Lars Ørum Pedersen

Aalborg Skyttekreds

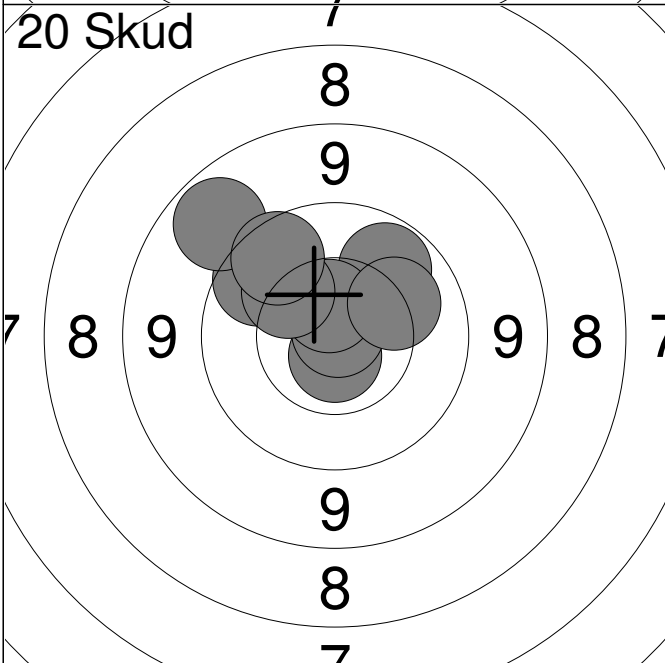
M1



1:	*10.7	→
2:	9.8	↑
3:	9.1	↗
4:	9.3	↗
5:	10.1	↗
6:	10.2	↑
7:	10.2	↖

Serie 67.0

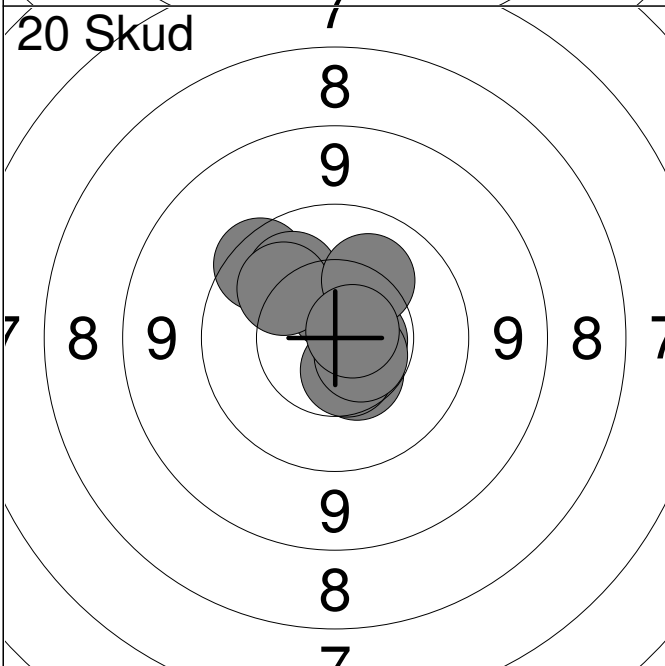
Total 0.0



1:	10.1	↗
2:	9.8	↗
3:	*10.7	↓
4:	10.0	↗
5:	9.0	↗
6:	*10.9	↗
7:	*10.6	↑
8:	10.2	↗
9:	10.2	↗
10:	9.8	↗

Serie 97.0

Total 97.0



11:	9.7	↗
12:	10.5	↓
13:	10.6	↑
14:	*10.6	→
15:	10.1	↗
16:	10.5	↓
17:	10.1	↗
18:	10.2	↗
19:	*10.6	↓
20:	*10.7	→

Serie 99.0

Total 196.0

Hold  
**156**

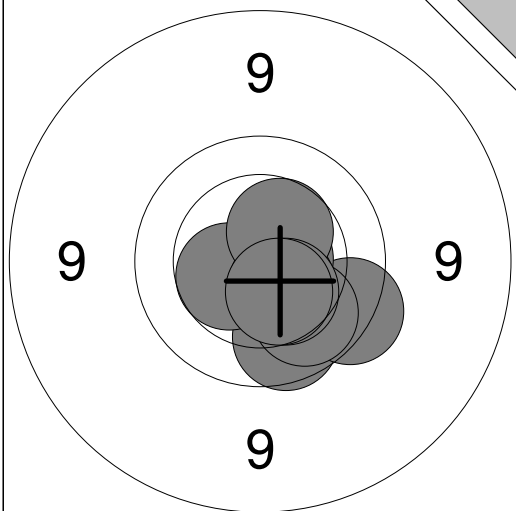
Skive  
**3**

# Tobias Engberg Hansen

Vilsted Skf.

MB1

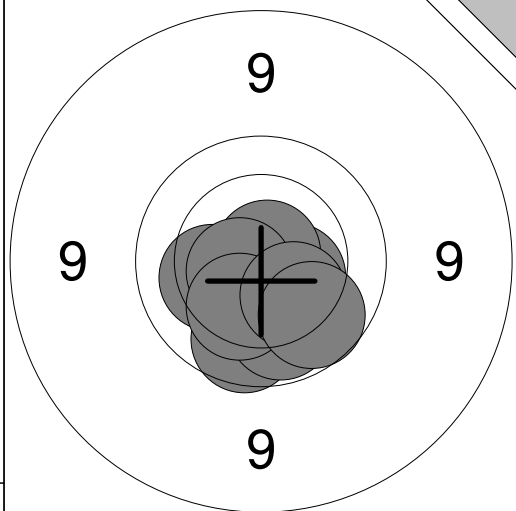
Prøve



- 1: 9.9 ↘
- 2: \*10.8 ↘
- 3: 9.7 ↘
- 4: \*10.7 →
- 5: 10.0 ↘
- 6: 10.5 ↙
- 7: \*10.5 ↘
- 8: 10.5 ↗
- 9: 10.4 ↘
- 10: 10.5 ↘

Serie	98.0
Total	0.0

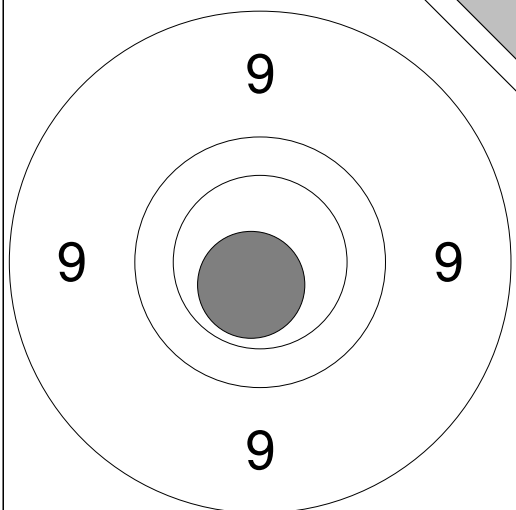
Prøve



- 11: 9.9 ↘
- 12: 10.5 →
- 13: 10.1 ↘
- 14: 10.2 ↙
- 15: \*10.8 ↗
- 16: \*10.6 ↙
- 17: 10.0 ↘
- 18: 10.2 ↘
- 19: 10.3 ↘
- 20: 9.9 ↘

Serie	98.0
Total	0.0

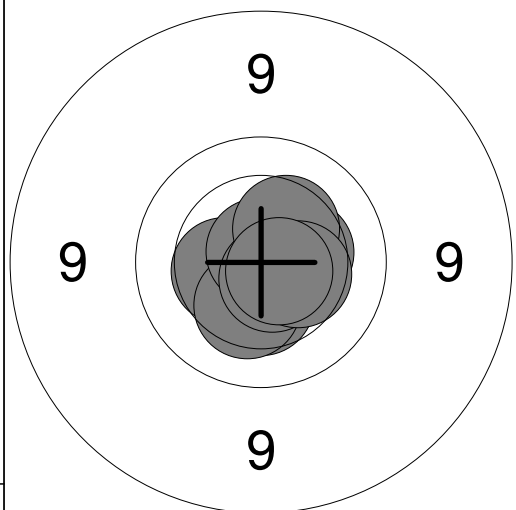
Prøve



- 21: \*10.6 ↘

Serie	10.0
Total	0.0

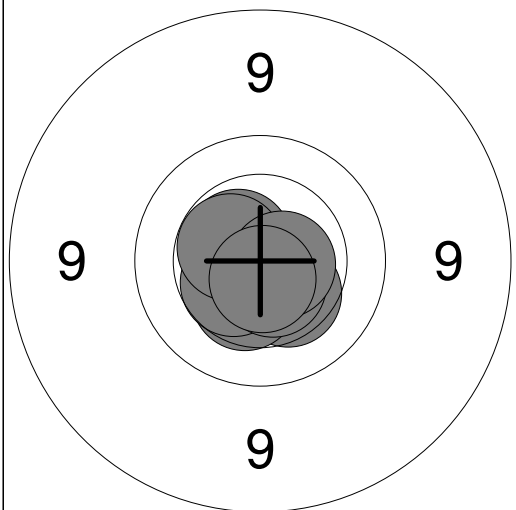
20 Skud



- 1: 10.4 ↙
- 2: 10.4 →
- 3: \*10.5 ↘
- 4: 10.4 ↘
- 5: 10.3 ↘
- 6: \*10.8 ↗
- 7: \*10.7 ↘
- 8: 10.4 ↗
- 9: 10.4 →
- 10: \*10.7 ↘

Serie	100.0
Total	100.0

20 Skud



- 11: 10.3 ↘
- 12: \*10.5 ↗
- 13: \*10.7 ↘
- 14: 10.4 ↘
- 15: \*10.8 ↘
- 16: 10.5 ↙
- 17: \*10.5 ↗
- 18: \*10.6 ↘
- 19: \*10.6 →
- 20: \*10.7 ↘

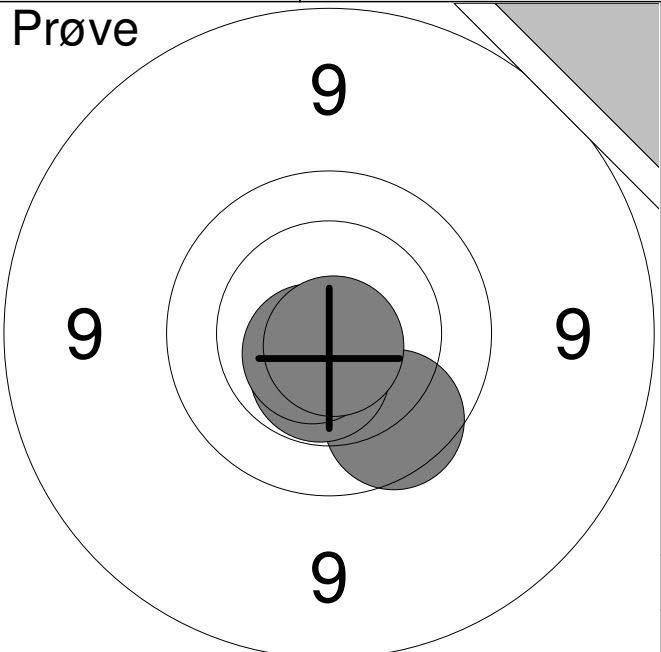
Serie	100.0
Total	200.0

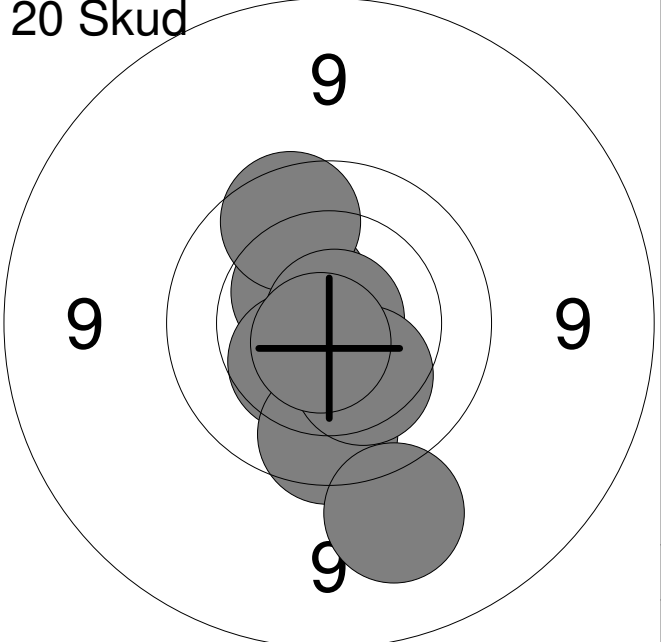
<p><b>Prøve</b></p>	<table style="width:100%; border-collapse: collapse;"> <tr><td style="text-align: right;">1:</td><td style="text-align: right;">9.9</td><td style="text-align: right;">↘</td></tr> <tr><td style="text-align: right;">2:</td><td style="text-align: right;">*10.8</td><td style="text-align: right;">↘</td></tr> <tr><td style="text-align: right;">3:</td><td style="text-align: right;">10.4</td><td style="text-align: right;">↘</td></tr> <tr><td style="text-align: right;">4:</td><td style="text-align: right;">*10.9</td><td style="text-align: right;">↘</td></tr> <tr><td style="text-align: right;">5:</td><td style="text-align: right;">9.9</td><td style="text-align: right;">↘</td></tr> <tr><td style="text-align: right;">6:</td><td style="text-align: right;">10.0</td><td style="text-align: right;">↘</td></tr> <tr><td style="text-align: right;">7:</td><td style="text-align: right;">10.2</td><td style="text-align: right;">↘</td></tr> <tr><td style="text-align: right;">8:</td><td style="text-align: right;">*10.5</td><td style="text-align: right;">→</td></tr> </table> <table border="1" style="width:100%; border-collapse: collapse; margin-top: 5px;"> <tr> <td style="width:80%;">Serie</td> <td style="text-align: right;">78.0</td> </tr> <tr> <td>Total</td> <td style="text-align: right;">0.0</td> </tr> </table>	1:	9.9	↘	2:	*10.8	↘	3:	10.4	↘	4:	*10.9	↘	5:	9.9	↘	6:	10.0	↘	7:	10.2	↘	8:	*10.5	→	Serie	78.0	Total	0.0
1:	9.9	↘																											
2:	*10.8	↘																											
3:	10.4	↘																											
4:	*10.9	↘																											
5:	9.9	↘																											
6:	10.0	↘																											
7:	10.2	↘																											
8:	*10.5	→																											
Serie	78.0																												
Total	0.0																												

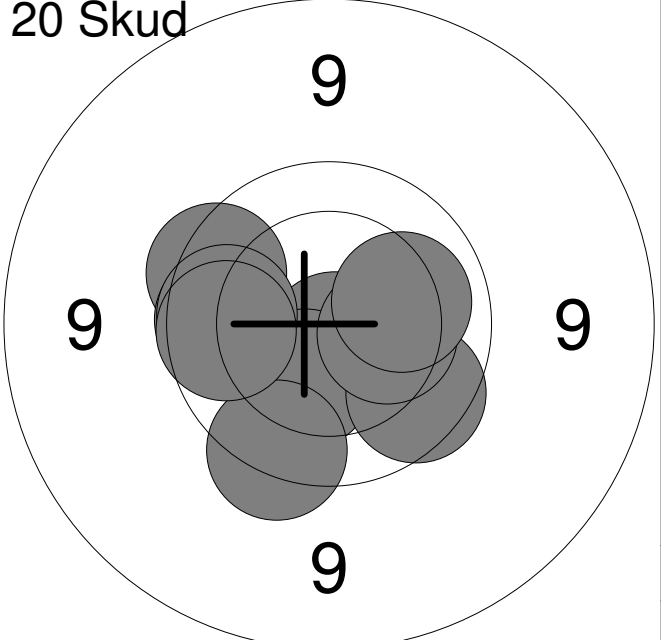
<p><b>20 Skud</b></p>	<table style="width:100%; border-collapse: collapse;"> <tr><td style="text-align: right;">1:</td><td style="text-align: right;">10.1</td><td style="text-align: right;">→</td></tr> <tr><td style="text-align: right;">2:</td><td style="text-align: right;">10.1</td><td style="text-align: right;">→</td></tr> <tr><td style="text-align: right;">3:</td><td style="text-align: right;">10.4</td><td style="text-align: right;">↘</td></tr> <tr><td style="text-align: right;">4:</td><td style="text-align: right;">10.4</td><td style="text-align: right;">↘</td></tr> <tr><td style="text-align: right;">5:</td><td style="text-align: right;">10.5</td><td style="text-align: right;">↘</td></tr> <tr><td style="text-align: right;">6:</td><td style="text-align: right;">10.4</td><td style="text-align: right;">↘</td></tr> <tr><td style="text-align: right;">7:</td><td style="text-align: right;">10.0</td><td style="text-align: right;">↘</td></tr> <tr><td style="text-align: right;">8:</td><td style="text-align: right;">10.5</td><td style="text-align: right;">↘</td></tr> <tr><td style="text-align: right;">9:</td><td style="text-align: right;">*10.5</td><td style="text-align: right;">↗</td></tr> <tr><td style="text-align: right;">10:</td><td style="text-align: right;">10.3</td><td style="text-align: right;">↗</td></tr> </table> <table border="1" style="width:100%; border-collapse: collapse; margin-top: 5px;"> <tr> <td style="width:80%;">Serie</td> <td style="text-align: right;">100.0</td> </tr> <tr> <td>Total</td> <td style="text-align: right;">100.0</td> </tr> </table>	1:	10.1	→	2:	10.1	→	3:	10.4	↘	4:	10.4	↘	5:	10.5	↘	6:	10.4	↘	7:	10.0	↘	8:	10.5	↘	9:	*10.5	↗	10:	10.3	↗	Serie	100.0	Total	100.0
1:	10.1	→																																	
2:	10.1	→																																	
3:	10.4	↘																																	
4:	10.4	↘																																	
5:	10.5	↘																																	
6:	10.4	↘																																	
7:	10.0	↘																																	
8:	10.5	↘																																	
9:	*10.5	↗																																	
10:	10.3	↗																																	
Serie	100.0																																		
Total	100.0																																		

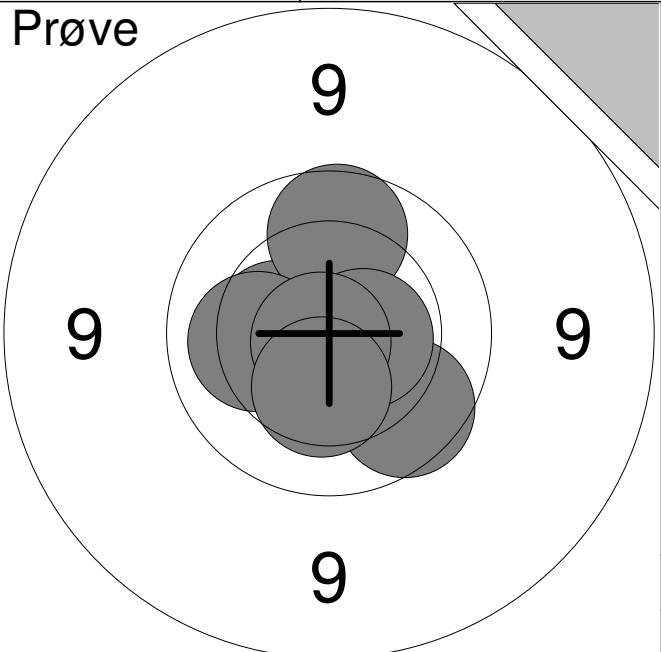
<p><b>20 Skud</b></p>	<table style="width:100%; border-collapse: collapse;"> <tr><td style="text-align: right;">11:</td><td style="text-align: right;">9.9</td><td style="text-align: right;">↗</td></tr> <tr><td style="text-align: right;">12:</td><td style="text-align: right;">9.6</td><td style="text-align: right;">↗</td></tr> <tr><td style="text-align: right;">13:</td><td style="text-align: right;">9.9</td><td style="text-align: right;">↗</td></tr> <tr><td style="text-align: right;">14:</td><td style="text-align: right;">10.3</td><td style="text-align: right;">↗</td></tr> <tr><td style="text-align: right;">15:</td><td style="text-align: right;">*10.5</td><td style="text-align: right;">↘</td></tr> <tr><td style="text-align: right;">16:</td><td style="text-align: right;">10.2</td><td style="text-align: right;">↘</td></tr> <tr><td style="text-align: right;">17:</td><td style="text-align: right;">10.5</td><td style="text-align: right;">↗</td></tr> <tr><td style="text-align: right;">18:</td><td style="text-align: right;">10.4</td><td style="text-align: right;">↗</td></tr> <tr><td style="text-align: right;">19:</td><td style="text-align: right;">10.0</td><td style="text-align: right;">↘</td></tr> <tr><td style="text-align: right;">20:</td><td style="text-align: right;">10.4</td><td style="text-align: right;">↘</td></tr> </table> <table border="1" style="width:100%; border-collapse: collapse; margin-top: 5px;"> <tr> <td style="width:80%;">Serie</td> <td style="text-align: right;">97.0</td> </tr> <tr> <td>Total</td> <td style="text-align: right;">197.0</td> </tr> </table>	11:	9.9	↗	12:	9.6	↗	13:	9.9	↗	14:	10.3	↗	15:	*10.5	↘	16:	10.2	↘	17:	10.5	↗	18:	10.4	↗	19:	10.0	↘	20:	10.4	↘	Serie	97.0	Total	197.0
11:	9.9	↗																																	
12:	9.6	↗																																	
13:	9.9	↗																																	
14:	10.3	↗																																	
15:	*10.5	↘																																	
16:	10.2	↘																																	
17:	10.5	↗																																	
18:	10.4	↗																																	
19:	10.0	↘																																	
20:	10.4	↘																																	
Serie	97.0																																		
Total	197.0																																		

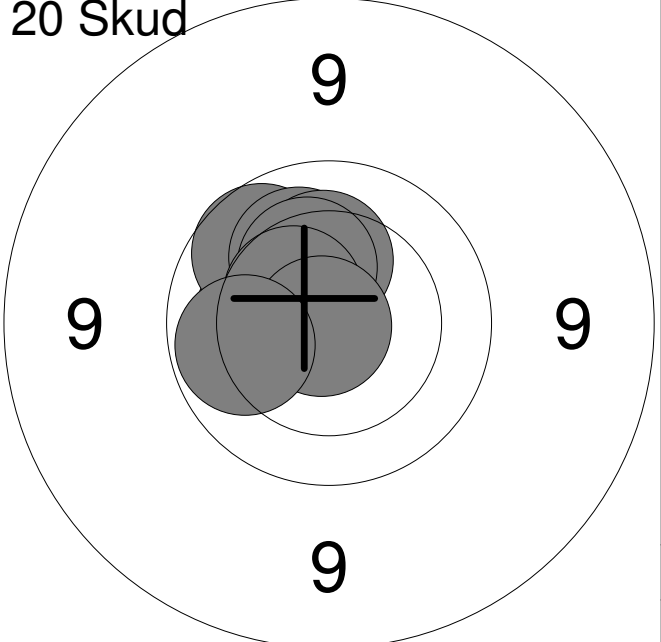


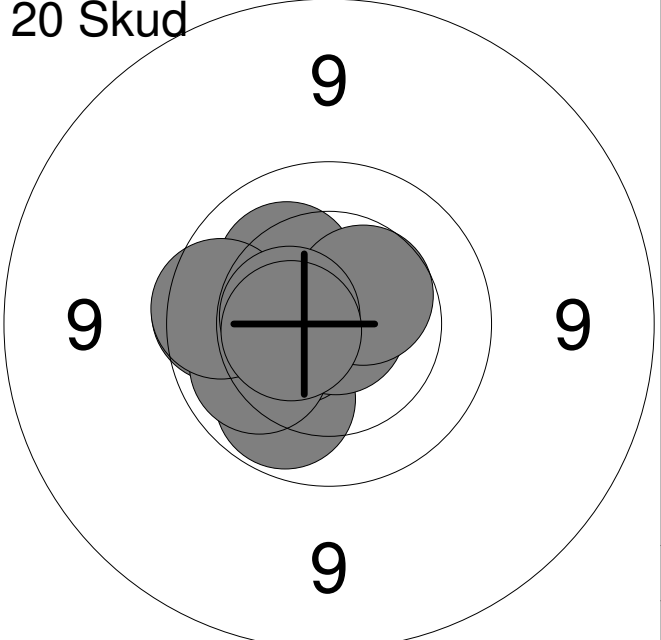
<p><b>Prøve</b></p> 	<table style="width:100%; border-collapse: collapse;"> <tr><td style="width:10%;">1:</td><td style="width:20%;">9.9</td><td style="width:10%; text-align: right;">↘</td></tr> <tr><td>2:</td><td>*10.5</td><td style="text-align: right;">↘</td></tr> <tr><td>3:</td><td>*10.7</td><td style="text-align: right;">↘</td></tr> <tr><td>4:</td><td>*10.8</td><td style="text-align: right;">↘</td></tr> </table>	1:	9.9	↘	2:	*10.5	↘	3:	*10.7	↘	4:	*10.8	↘
1:	9.9	↘											
2:	*10.5	↘											
3:	*10.7	↘											
4:	*10.8	↘											
<table style="width:100%; border-collapse: collapse;"> <tr> <td style="width:10%; text-align: right;">Serie</td> <td style="width:80%;"></td> <td style="width:10%; text-align: right;">39.0</td> </tr> <tr> <td style="text-align: right;">Total</td> <td></td> <td style="text-align: right;">0.0</td> </tr> </table>		Serie		39.0	Total		0.0						
Serie		39.0											
Total		0.0											

<p><b>20 Skud</b></p> 	<table style="width:100%; border-collapse: collapse;"> <tr><td style="width:10%;">1:</td><td style="width:20%;">*10.5</td><td style="width:10%; text-align: right;">↗</td></tr> <tr><td>2:</td><td>10.5</td><td style="text-align: right;">↘</td></tr> <tr><td>3:</td><td>9.9</td><td style="text-align: right;">↗</td></tr> <tr><td>4:</td><td>*10.9</td><td style="text-align: right;">↗</td></tr> <tr><td>5:</td><td>10.2</td><td style="text-align: right;">↘</td></tr> <tr><td>6:</td><td>10.4</td><td style="text-align: right;">↘</td></tr> <tr><td>7:</td><td>9.8</td><td style="text-align: right;">↘</td></tr> <tr><td>8:</td><td>10.3</td><td style="text-align: right;">↘</td></tr> <tr><td>9:</td><td>9.3</td><td style="text-align: right;">↘</td></tr> <tr><td>10:</td><td>*10.7</td><td style="text-align: right;">↘</td></tr> </table>	1:	*10.5	↗	2:	10.5	↘	3:	9.9	↗	4:	*10.9	↗	5:	10.2	↘	6:	10.4	↘	7:	9.8	↘	8:	10.3	↘	9:	9.3	↘	10:	*10.7	↘
1:	*10.5	↗																													
2:	10.5	↘																													
3:	9.9	↗																													
4:	*10.9	↗																													
5:	10.2	↘																													
6:	10.4	↘																													
7:	9.8	↘																													
8:	10.3	↘																													
9:	9.3	↘																													
10:	*10.7	↘																													
<table style="width:100%; border-collapse: collapse;"> <tr> <td style="width:10%; text-align: right;">Serie</td> <td style="width:80%;"></td> <td style="width:10%; text-align: right;">97.0</td> </tr> <tr> <td style="text-align: right;">Total</td> <td></td> <td style="text-align: right;">97.0</td> </tr> </table>		Serie		97.0	Total		97.0																								
Serie		97.0																													
Total		97.0																													

<p><b>20 Skud</b></p> 	<table style="width:100%; border-collapse: collapse;"> <tr><td style="width:10%;">11:</td><td style="width:20%;">*10.7</td><td style="width:10%; text-align: right;">↘</td></tr> <tr><td>12:</td><td>10.3</td><td style="text-align: right;">↘</td></tr> <tr><td>13:</td><td>9.8</td><td style="text-align: right;">↘</td></tr> <tr><td>14:</td><td>9.8</td><td style="text-align: right;">↗</td></tr> <tr><td>15:</td><td>10.3</td><td style="text-align: right;">↗</td></tr> <tr><td>16:</td><td>9.7</td><td style="text-align: right;">↘</td></tr> <tr><td>17:</td><td>9.9</td><td style="text-align: right;">←</td></tr> <tr><td>18:</td><td>9.9</td><td style="text-align: right;">←</td></tr> <tr><td>19:</td><td>9.9</td><td style="text-align: right;">←</td></tr> <tr><td>20:</td><td>10.1</td><td style="text-align: right;">→</td></tr> </table>	11:	*10.7	↘	12:	10.3	↘	13:	9.8	↘	14:	9.8	↗	15:	10.3	↗	16:	9.7	↘	17:	9.9	←	18:	9.9	←	19:	9.9	←	20:	10.1	→
11:	*10.7	↘																													
12:	10.3	↘																													
13:	9.8	↘																													
14:	9.8	↗																													
15:	10.3	↗																													
16:	9.7	↘																													
17:	9.9	←																													
18:	9.9	←																													
19:	9.9	←																													
20:	10.1	→																													
<table style="width:100%; border-collapse: collapse;"> <tr> <td style="width:10%; text-align: right;">Serie</td> <td style="width:80%;"></td> <td style="width:10%; text-align: right;">94.0</td> </tr> <tr> <td style="text-align: right;">Total</td> <td></td> <td style="text-align: right;">191.0</td> </tr> </table>		Serie		94.0	Total		191.0																								
Serie		94.0																													
Total		191.0																													

<p><b>Prøve</b></p> 	<table style="width:100%; border-collapse: collapse;"> <tr><td style="width:10%;">1:</td><td style="width:15%;">9.9</td><td style="width:10%; text-align: right;">↘</td></tr> <tr><td>2:</td><td>10.4</td><td style="text-align: right;">←</td></tr> <tr><td>3:</td><td>9.9</td><td style="text-align: right;">↑</td></tr> <tr><td>4:</td><td>*10.6</td><td style="text-align: right;">→</td></tr> <tr><td>5:</td><td>10.2</td><td style="text-align: right;">←</td></tr> <tr><td>6:</td><td>*10.8</td><td style="text-align: right;">↙</td></tr> <tr><td>7:</td><td>10.4</td><td style="text-align: right;">↓</td></tr> </table> <table border="1" style="width:100%; border-collapse: collapse; margin-top: 5px;"> <tr> <td style="width:80%;">Serie</td> <td style="text-align: right;">68.0</td> </tr> <tr> <td>Total</td> <td style="text-align: right;">0.0</td> </tr> </table>	1:	9.9	↘	2:	10.4	←	3:	9.9	↑	4:	*10.6	→	5:	10.2	←	6:	*10.8	↙	7:	10.4	↓	Serie	68.0	Total	0.0
1:	9.9	↘																								
2:	10.4	←																								
3:	9.9	↑																								
4:	*10.6	→																								
5:	10.2	←																								
6:	*10.8	↙																								
7:	10.4	↓																								
Serie	68.0																									
Total	0.0																									

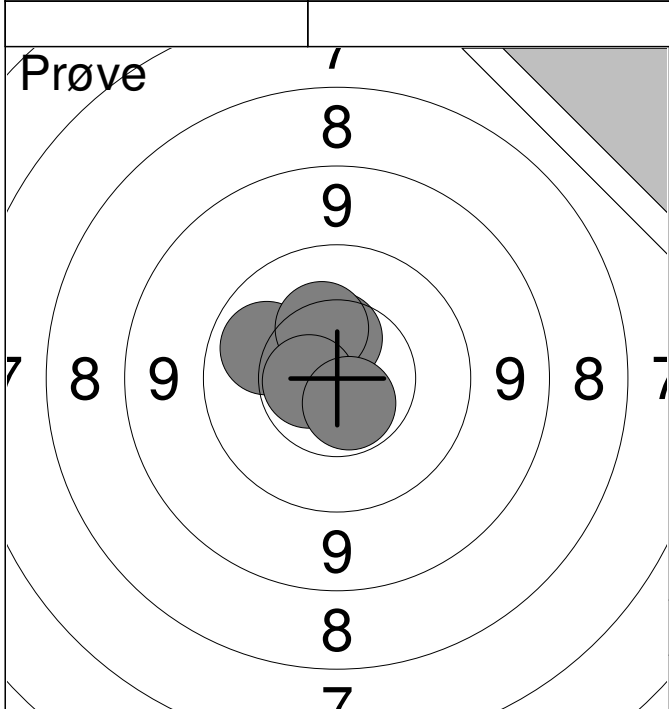
<p><b>20 Skud</b></p> 	<table style="width:100%; border-collapse: collapse;"> <tr><td style="width:10%;">1:</td><td style="width:15%;">10.2</td><td style="width:10%; text-align: right;">←</td></tr> <tr><td>2:</td><td>*10.5</td><td style="text-align: right;">↗</td></tr> <tr><td>3:</td><td>10.4</td><td style="text-align: right;">↗</td></tr> <tr><td>4:</td><td>9.9</td><td style="text-align: right;">↗</td></tr> <tr><td>5:</td><td>10.2</td><td style="text-align: right;">↗</td></tr> <tr><td>6:</td><td>10.3</td><td style="text-align: right;">↑</td></tr> <tr><td>7:</td><td>10.3</td><td style="text-align: right;">↗</td></tr> <tr><td>8:</td><td>10.5</td><td style="text-align: right;">↗</td></tr> <tr><td>9:</td><td>*10.9</td><td style="text-align: right;">←</td></tr> <tr><td>10:</td><td>10.0</td><td style="text-align: right;">←</td></tr> </table> <table border="1" style="width:100%; border-collapse: collapse; margin-top: 5px;"> <tr> <td style="width:80%;">Serie</td> <td style="text-align: right;">99.0</td> </tr> <tr> <td>Total</td> <td style="text-align: right;">99.0</td> </tr> </table>	1:	10.2	←	2:	*10.5	↗	3:	10.4	↗	4:	9.9	↗	5:	10.2	↗	6:	10.3	↑	7:	10.3	↗	8:	10.5	↗	9:	*10.9	←	10:	10.0	←	Serie	99.0	Total	99.0
1:	10.2	←																																	
2:	*10.5	↗																																	
3:	10.4	↗																																	
4:	9.9	↗																																	
5:	10.2	↗																																	
6:	10.3	↑																																	
7:	10.3	↗																																	
8:	10.5	↗																																	
9:	*10.9	←																																	
10:	10.0	←																																	
Serie	99.0																																		
Total	99.0																																		

<p><b>20 Skud</b></p> 	<table style="width:100%; border-collapse: collapse;"> <tr><td style="width:10%;">11:</td><td style="width:15%;">9.9</td><td style="width:10%; text-align: right;">←</td></tr> <tr><td>12:</td><td>10.0</td><td style="text-align: right;">↘</td></tr> <tr><td>13:</td><td>*10.6</td><td style="text-align: right;">←</td></tr> <tr><td>14:</td><td>10.2</td><td style="text-align: right;">↗</td></tr> <tr><td>15:</td><td>10.1</td><td style="text-align: right;">↙</td></tr> <tr><td>16:</td><td>9.8</td><td style="text-align: right;">←</td></tr> <tr><td>17:</td><td>*10.9</td><td style="text-align: right;">→</td></tr> <tr><td>18:</td><td>10.5</td><td style="text-align: right;">↗</td></tr> <tr><td>19:</td><td>*10.5</td><td style="text-align: right;">←</td></tr> <tr><td>20:</td><td>*10.5</td><td style="text-align: right;">←</td></tr> </table> <table border="1" style="width:100%; border-collapse: collapse; margin-top: 5px;"> <tr> <td style="width:80%;">Serie</td> <td style="text-align: right;">98.0</td> </tr> <tr> <td>Total</td> <td style="text-align: right;">197.0</td> </tr> </table>	11:	9.9	←	12:	10.0	↘	13:	*10.6	←	14:	10.2	↗	15:	10.1	↙	16:	9.8	←	17:	*10.9	→	18:	10.5	↗	19:	*10.5	←	20:	*10.5	←	Serie	98.0	Total	197.0
11:	9.9	←																																	
12:	10.0	↘																																	
13:	*10.6	←																																	
14:	10.2	↗																																	
15:	10.1	↙																																	
16:	9.8	←																																	
17:	*10.9	→																																	
18:	10.5	↗																																	
19:	*10.5	←																																	
20:	*10.5	←																																	
Serie	98.0																																		
Total	197.0																																		

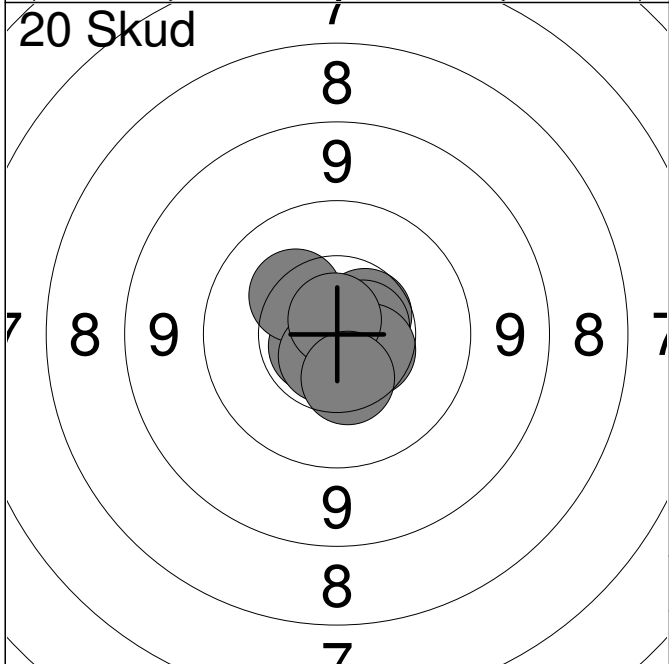
<p><b>Prøve</b></p>	<table style="width:100%; border-collapse: collapse;"> <tr><td style="text-align: right;">1:</td><td style="text-align: right;">10.5</td><td style="text-align: right;">→</td></tr> <tr><td style="text-align: right;">2:</td><td style="text-align: right;">9.9</td><td style="text-align: right;">→</td></tr> <tr><td style="text-align: right;">3:</td><td style="text-align: right;">*10.6</td><td style="text-align: right;">←</td></tr> <tr><td style="text-align: right;">4:</td><td style="text-align: right;">*10.6</td><td style="text-align: right;">↗</td></tr> <tr><td style="text-align: right;">5:</td><td style="text-align: right;">*10.7</td><td style="text-align: right;">↓</td></tr> </table>	1:	10.5	→	2:	9.9	→	3:	*10.6	←	4:	*10.6	↗	5:	*10.7	↓
1:	10.5	→														
2:	9.9	→														
3:	*10.6	←														
4:	*10.6	↗														
5:	*10.7	↓														
<table style="width:100%; border-collapse: collapse;"> <tr> <td style="width:80%;">Serie</td> <td style="text-align: right;">49.0</td> </tr> <tr> <td colspan="2" style="border-top: 1px solid black;">Total</td> <td style="text-align: right;">0.0</td> </tr> </table>		Serie	49.0	Total		0.0										
Serie	49.0															
Total		0.0														

<p><b>20 Skud</b></p>	<table style="width:100%; border-collapse: collapse;"> <tr><td style="text-align: right;">1:</td><td style="text-align: right;">9.9</td><td style="text-align: right;">↗</td></tr> <tr><td style="text-align: right;">2:</td><td style="text-align: right;">*10.6</td><td style="text-align: right;">←</td></tr> <tr><td style="text-align: right;">3:</td><td style="text-align: right;">9.9</td><td style="text-align: right;">↓</td></tr> <tr><td style="text-align: right;">4:</td><td style="text-align: right;">*10.7</td><td style="text-align: right;">←</td></tr> <tr><td style="text-align: right;">5:</td><td style="text-align: right;">9.9</td><td style="text-align: right;">↗</td></tr> <tr><td style="text-align: right;">6:</td><td style="text-align: right;">*10.5</td><td style="text-align: right;">↘</td></tr> <tr><td style="text-align: right;">7:</td><td style="text-align: right;">10.1</td><td style="text-align: right;">←</td></tr> <tr><td style="text-align: right;">8:</td><td style="text-align: right;">10.2</td><td style="text-align: right;">↗</td></tr> <tr><td style="text-align: right;">9:</td><td style="text-align: right;">9.7</td><td style="text-align: right;">→</td></tr> <tr><td style="text-align: right;">10:</td><td style="text-align: right;">*10.8</td><td style="text-align: right;">↓</td></tr> </table>	1:	9.9	↗	2:	*10.6	←	3:	9.9	↓	4:	*10.7	←	5:	9.9	↗	6:	*10.5	↘	7:	10.1	←	8:	10.2	↗	9:	9.7	→	10:	*10.8	↓
1:	9.9	↗																													
2:	*10.6	←																													
3:	9.9	↓																													
4:	*10.7	←																													
5:	9.9	↗																													
6:	*10.5	↘																													
7:	10.1	←																													
8:	10.2	↗																													
9:	9.7	→																													
10:	*10.8	↓																													
<table style="width:100%; border-collapse: collapse;"> <tr> <td style="width:80%;">Serie</td> <td style="text-align: right;">96.0</td> </tr> <tr> <td colspan="2" style="border-top: 1px solid black;">Total</td> <td style="text-align: right;">96.0</td> </tr> </table>		Serie	96.0	Total		96.0																									
Serie	96.0																														
Total		96.0																													

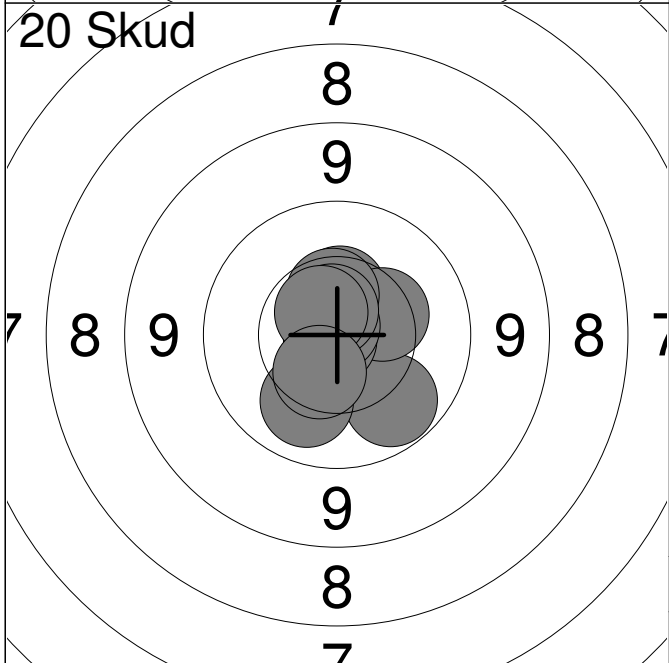
<p><b>20 Skud</b></p>	<table style="width:100%; border-collapse: collapse;"> <tr><td style="text-align: right;">11:</td><td style="text-align: right;">10.2</td><td style="text-align: right;">→</td></tr> <tr><td style="text-align: right;">12:</td><td style="text-align: right;">10.4</td><td style="text-align: right;">↓</td></tr> <tr><td style="text-align: right;">13:</td><td style="text-align: right;">*10.5</td><td style="text-align: right;">↗</td></tr> <tr><td style="text-align: right;">14:</td><td style="text-align: right;">10.0</td><td style="text-align: right;">↗</td></tr> <tr><td style="text-align: right;">15:</td><td style="text-align: right;">*10.8</td><td style="text-align: right;">↓</td></tr> <tr><td style="text-align: right;">16:</td><td style="text-align: right;">*10.6</td><td style="text-align: right;">↘</td></tr> <tr><td style="text-align: right;">17:</td><td style="text-align: right;">10.2</td><td style="text-align: right;">↓</td></tr> <tr><td style="text-align: right;">18:</td><td style="text-align: right;">10.2</td><td style="text-align: right;">↗</td></tr> <tr><td style="text-align: right;">19:</td><td style="text-align: right;">*10.9</td><td style="text-align: right;">↗</td></tr> <tr><td style="text-align: right;">20:</td><td style="text-align: right;">9.7</td><td style="text-align: right;">→</td></tr> </table>	11:	10.2	→	12:	10.4	↓	13:	*10.5	↗	14:	10.0	↗	15:	*10.8	↓	16:	*10.6	↘	17:	10.2	↓	18:	10.2	↗	19:	*10.9	↗	20:	9.7	→
11:	10.2	→																													
12:	10.4	↓																													
13:	*10.5	↗																													
14:	10.0	↗																													
15:	*10.8	↓																													
16:	*10.6	↘																													
17:	10.2	↓																													
18:	10.2	↗																													
19:	*10.9	↗																													
20:	9.7	→																													
<table style="width:100%; border-collapse: collapse;"> <tr> <td style="width:80%;">Serie</td> <td style="text-align: right;">99.0</td> </tr> <tr> <td colspan="2" style="border-top: 1px solid black;">Total</td> <td style="text-align: right;">195.0</td> </tr> </table>		Serie	99.0	Total		195.0																									
Serie	99.0																														
Total		195.0																													



1:	10.5	↑
2:	10.1	↖
3:	10.3	↑
4:	*10.6	↖
5:	*10.6	↘
Serie		50.0
Total		0.0



1:	10.6	↗
2:	*10.6	→
3:	*10.7	↘
4:	*10.7	↖
5:	*10.8	↑
6:	10.3	↗
7:	*10.7	↘
8:	10.5	↘
9:	*10.8	↑
10:	10.4	↘
Serie		100.0
Total		100.0



11:	10.0	↘
12:	10.5	↑
13:	10.4	↗
14:	10.5	↑
15:	*10.9	↖
16:	*10.8	↑
17:	*10.7	↑
18:	*10.6	↗
19:	10.1	↘
20:	10.5	↘
Serie		100.0
Total		200.0

<p style="font-size: 1.5em; font-weight: bold; margin:0;">Prøve</p>	<table style="width:100%; border-collapse: collapse;"> <tr><td style="width:10%;">1:</td><td style="width:40%;">10.1</td><td style="width:50%; text-align: right;">←</td></tr> <tr><td>2:</td><td>*10.6</td><td style="text-align: right;">→</td></tr> <tr><td>3:</td><td>10.1</td><td style="text-align: right;">↗</td></tr> <tr><td>4:</td><td>*10.8</td><td style="text-align: right;">↖</td></tr> </table> <hr/> <table style="width:100%; border-collapse: collapse;"> <tr> <td style="width:10%;">Serie</td> <td style="width:40%;"></td> <td style="width:50%; text-align: right;">40.0</td> </tr> <tr> <td>Total</td> <td></td> <td style="text-align: right;">0.0</td> </tr> </table>	1:	10.1	←	2:	*10.6	→	3:	10.1	↗	4:	*10.8	↖	Serie		40.0	Total		0.0
1:	10.1	←																	
2:	*10.6	→																	
3:	10.1	↗																	
4:	*10.8	↖																	
Serie		40.0																	
Total		0.0																	

<p style="font-size: 1.5em; font-weight: bold; margin:0;">20 Skud</p>	<table style="width:100%; border-collapse: collapse;"> <tr><td style="width:10%;">1:</td><td style="width:40%;">9.8</td><td style="width:50%; text-align: right;">↙</td></tr> <tr><td>2:</td><td>10.4</td><td style="text-align: right;">↘</td></tr> <tr><td>3:</td><td>9.5</td><td style="text-align: right;">↘</td></tr> <tr><td>4:</td><td>*10.7</td><td style="text-align: right;">↓</td></tr> <tr><td>5:</td><td>*10.8</td><td style="text-align: right;">←</td></tr> <tr><td>6:</td><td>*10.7</td><td style="text-align: right;">↘</td></tr> <tr><td>7:</td><td>*10.8</td><td style="text-align: right;">↖</td></tr> <tr><td>8:</td><td>10.4</td><td style="text-align: right;">↖</td></tr> <tr><td>9:</td><td>10.4</td><td style="text-align: right;">↓</td></tr> <tr><td>10:</td><td>9.3</td><td style="text-align: right;">→</td></tr> </table> <hr/> <table style="width:100%; border-collapse: collapse;"> <tr> <td style="width:10%;">Serie</td> <td style="width:40%;"></td> <td style="width:50%; text-align: right;">97.0</td> </tr> <tr> <td>Total</td> <td></td> <td style="text-align: right;">97.0</td> </tr> </table>	1:	9.8	↙	2:	10.4	↘	3:	9.5	↘	4:	*10.7	↓	5:	*10.8	←	6:	*10.7	↘	7:	*10.8	↖	8:	10.4	↖	9:	10.4	↓	10:	9.3	→	Serie		97.0	Total		97.0
1:	9.8	↙																																			
2:	10.4	↘																																			
3:	9.5	↘																																			
4:	*10.7	↓																																			
5:	*10.8	←																																			
6:	*10.7	↘																																			
7:	*10.8	↖																																			
8:	10.4	↖																																			
9:	10.4	↓																																			
10:	9.3	→																																			
Serie		97.0																																			
Total		97.0																																			

<p style="font-size: 1.5em; font-weight: bold; margin:0;">20 Skud</p>	<table style="width:100%; border-collapse: collapse;"> <tr><td style="width:10%;">11:</td><td style="width:40%;">9.7</td><td style="width:50%; text-align: right;">↘</td></tr> <tr><td>12:</td><td>*10.6</td><td style="text-align: right;">→</td></tr> <tr><td>13:</td><td>10.2</td><td style="text-align: right;">↗</td></tr> <tr><td>14:</td><td>10.2</td><td style="text-align: right;">→</td></tr> <tr><td>15:</td><td>10.1</td><td style="text-align: right;">↗</td></tr> <tr><td>16:</td><td>9.9</td><td style="text-align: right;">↖</td></tr> <tr><td>17:</td><td>10.2</td><td style="text-align: right;">←</td></tr> <tr><td>18:</td><td>*10.7</td><td style="text-align: right;">↗</td></tr> <tr><td>19:</td><td>10.5</td><td style="text-align: right;">↖</td></tr> <tr><td>20:</td><td>*10.7</td><td style="text-align: right;">↘</td></tr> </table> <hr/> <table style="width:100%; border-collapse: collapse;"> <tr> <td style="width:10%;">Serie</td> <td style="width:40%;"></td> <td style="width:50%; text-align: right;">98.0</td> </tr> <tr> <td>Total</td> <td></td> <td style="text-align: right;">195.0</td> </tr> </table>	11:	9.7	↘	12:	*10.6	→	13:	10.2	↗	14:	10.2	→	15:	10.1	↗	16:	9.9	↖	17:	10.2	←	18:	*10.7	↗	19:	10.5	↖	20:	*10.7	↘	Serie		98.0	Total		195.0
11:	9.7	↘																																			
12:	*10.6	→																																			
13:	10.2	↗																																			
14:	10.2	→																																			
15:	10.1	↗																																			
16:	9.9	↖																																			
17:	10.2	←																																			
18:	*10.7	↗																																			
19:	10.5	↖																																			
20:	*10.7	↘																																			
Serie		98.0																																			
Total		195.0																																			

<p><b>Prøve</b></p>	<table style="width:100%; border-collapse: collapse;"> <tr><td style="width:10%;">1:</td><td style="width:15%;">*10.7</td><td style="width:10%; text-align: right;">↗</td></tr> <tr><td>2:</td><td>*10.7</td><td style="text-align: right;">↓</td></tr> <tr><td>3:</td><td>9.9</td><td style="text-align: right;">↖</td></tr> <tr><td>4:</td><td>9.9</td><td style="text-align: right;">↗</td></tr> <tr><td>5:</td><td>*10.7</td><td style="text-align: right;">↗</td></tr> <tr><td>6:</td><td>9.8</td><td style="text-align: right;">↑</td></tr> <tr><td>7:</td><td>*10.5</td><td style="text-align: right;">↗</td></tr> </table>	1:	*10.7	↗	2:	*10.7	↓	3:	9.9	↖	4:	9.9	↗	5:	*10.7	↗	6:	9.8	↑	7:	*10.5	↗
1:	*10.7	↗																				
2:	*10.7	↓																				
3:	9.9	↖																				
4:	9.9	↗																				
5:	*10.7	↗																				
6:	9.8	↑																				
7:	*10.5	↗																				
<table style="width:100%; border-collapse: collapse;"> <tr> <td style="width:10%;"><b>Serie</b></td> <td style="width:80%;"></td> <td style="width:10%; text-align: right;">67.0</td> </tr> <tr> <td><b>Total</b></td> <td></td> <td style="text-align: right;">0.0</td> </tr> </table>		<b>Serie</b>		67.0	<b>Total</b>		0.0															
<b>Serie</b>		67.0																				
<b>Total</b>		0.0																				

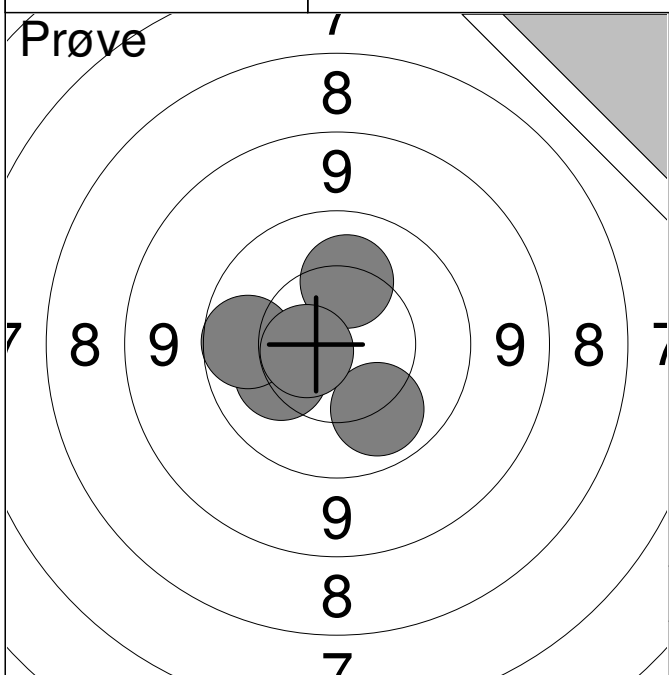
<p><b>20 Skud</b></p>	<table style="width:100%; border-collapse: collapse;"> <tr><td style="width:10%;">1:</td><td style="width:15%;">*10.8</td><td style="width:10%; text-align: right;">→</td></tr> <tr><td>2:</td><td>10.0</td><td style="text-align: right;">↖</td></tr> <tr><td>3:</td><td>9.7</td><td style="text-align: right;">↖</td></tr> <tr><td>4:</td><td>10.1</td><td style="text-align: right;">→</td></tr> <tr><td>5:</td><td>*10.8</td><td style="text-align: right;">↖</td></tr> <tr><td>6:</td><td>10.4</td><td style="text-align: right;">↖</td></tr> <tr><td>7:</td><td>9.7</td><td style="text-align: right;">↖</td></tr> <tr><td>8:</td><td>10.5</td><td style="text-align: right;">↑</td></tr> <tr><td>9:</td><td>10.1</td><td style="text-align: right;">↑</td></tr> <tr><td>10:</td><td>10.1</td><td style="text-align: right;">→</td></tr> </table>	1:	*10.8	→	2:	10.0	↖	3:	9.7	↖	4:	10.1	→	5:	*10.8	↖	6:	10.4	↖	7:	9.7	↖	8:	10.5	↑	9:	10.1	↑	10:	10.1	→
1:	*10.8	→																													
2:	10.0	↖																													
3:	9.7	↖																													
4:	10.1	→																													
5:	*10.8	↖																													
6:	10.4	↖																													
7:	9.7	↖																													
8:	10.5	↑																													
9:	10.1	↑																													
10:	10.1	→																													
<table style="width:100%; border-collapse: collapse;"> <tr> <td style="width:10%;"><b>Serie</b></td> <td style="width:80%;"></td> <td style="width:10%; text-align: right;">98.0</td> </tr> <tr> <td><b>Total</b></td> <td></td> <td style="text-align: right;">98.0</td> </tr> </table>		<b>Serie</b>		98.0	<b>Total</b>		98.0																								
<b>Serie</b>		98.0																													
<b>Total</b>		98.0																													

<p><b>20 Skud</b></p>	<table style="width:100%; border-collapse: collapse;"> <tr><td style="width:10%;">11:</td><td style="width:15%;">9.9</td><td style="width:10%; text-align: right;">↗</td></tr> <tr><td>12:</td><td>10.1</td><td style="text-align: right;">↑</td></tr> <tr><td>13:</td><td>9.5</td><td style="text-align: right;">↑</td></tr> <tr><td>14:</td><td>*10.7</td><td style="text-align: right;">↑</td></tr> <tr><td>15:</td><td>10.4</td><td style="text-align: right;">↑</td></tr> <tr><td>16:</td><td>*10.8</td><td style="text-align: right;">↓</td></tr> <tr><td>17:</td><td>10.1</td><td style="text-align: right;">↖</td></tr> <tr><td>18:</td><td>9.8</td><td style="text-align: right;">↖</td></tr> <tr><td>19:</td><td>*10.6</td><td style="text-align: right;">↓</td></tr> <tr><td>20:</td><td>9.6</td><td style="text-align: right;">↑</td></tr> </table>	11:	9.9	↗	12:	10.1	↑	13:	9.5	↑	14:	*10.7	↑	15:	10.4	↑	16:	*10.8	↓	17:	10.1	↖	18:	9.8	↖	19:	*10.6	↓	20:	9.6	↑
11:	9.9	↗																													
12:	10.1	↑																													
13:	9.5	↑																													
14:	*10.7	↑																													
15:	10.4	↑																													
16:	*10.8	↓																													
17:	10.1	↖																													
18:	9.8	↖																													
19:	*10.6	↓																													
20:	9.6	↑																													
<table style="width:100%; border-collapse: collapse;"> <tr> <td style="width:10%;"><b>Serie</b></td> <td style="width:80%;"></td> <td style="width:10%; text-align: right;">96.0</td> </tr> <tr> <td><b>Total</b></td> <td></td> <td style="text-align: right;">194.0</td> </tr> </table>		<b>Serie</b>		96.0	<b>Total</b>		194.0																								
<b>Serie</b>		96.0																													
<b>Total</b>		194.0																													

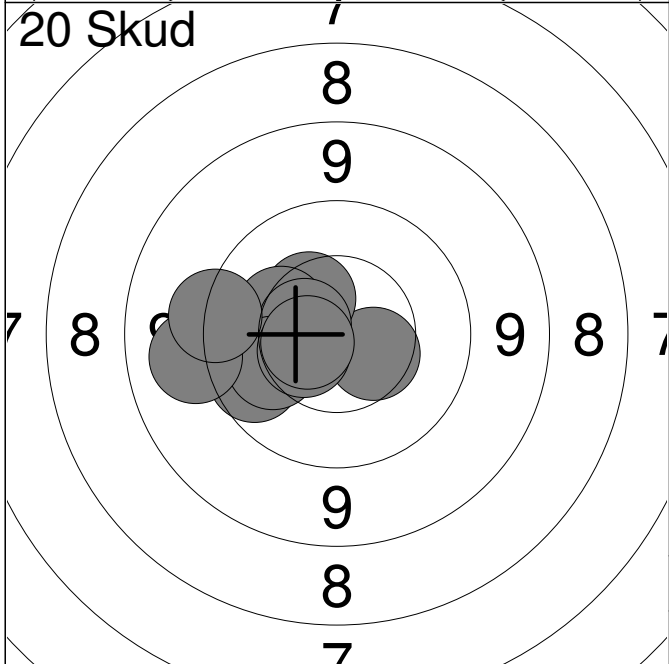
<p><b>Prøve</b></p>	<table style="width:100%; border-collapse: collapse;"> <tr><td style="width:10%;">1:</td><td style="width:15%;">10.4</td><td style="width:10%; text-align: right;">←</td></tr> <tr><td>2:</td><td>10.3</td><td style="text-align: right;">↗</td></tr> <tr><td>3:</td><td>10.4</td><td style="text-align: right;">←</td></tr> <tr><td>4:</td><td>9.8</td><td style="text-align: right;">↗</td></tr> <tr><td>5:</td><td>10.5</td><td style="text-align: right;">→</td></tr> <tr><td>6:</td><td>*10.8</td><td style="text-align: right;">↗</td></tr> </table> <table border="1" style="width:100%; border-collapse: collapse; margin-top: 5px;"> <tr> <td style="width:80%;">Serie</td> <td style="text-align: right;">59.0</td> </tr> <tr> <td>Total</td> <td style="text-align: right;">0.0</td> </tr> </table>	1:	10.4	←	2:	10.3	↗	3:	10.4	←	4:	9.8	↗	5:	10.5	→	6:	*10.8	↗	Serie	59.0	Total	0.0
1:	10.4	←																					
2:	10.3	↗																					
3:	10.4	←																					
4:	9.8	↗																					
5:	10.5	→																					
6:	*10.8	↗																					
Serie	59.0																						
Total	0.0																						

<p><b>20 Skud</b></p>	<table style="width:100%; border-collapse: collapse;"> <tr><td style="width:10%;">1:</td><td style="width:15%;">10.2</td><td style="width:10%; text-align: right;">→</td></tr> <tr><td>2:</td><td>*10.7</td><td style="text-align: right;">↘</td></tr> <tr><td>3:</td><td>*10.6</td><td style="text-align: right;">↘</td></tr> <tr><td>4:</td><td>9.5</td><td style="text-align: right;">→</td></tr> <tr><td>5:</td><td>10.5</td><td style="text-align: right;">→</td></tr> <tr><td>6:</td><td>*10.5</td><td style="text-align: right;">→</td></tr> <tr><td>7:</td><td>*10.5</td><td style="text-align: right;">←</td></tr> <tr><td>8:</td><td>10.2</td><td style="text-align: right;">↗</td></tr> <tr><td>9:</td><td>10.2</td><td style="text-align: right;">↗</td></tr> <tr><td>10:</td><td>*10.8</td><td style="text-align: right;">↗</td></tr> </table> <table border="1" style="width:100%; border-collapse: collapse; margin-top: 5px;"> <tr> <td style="width:80%;">Serie</td> <td style="text-align: right;">99.0</td> </tr> <tr> <td>Total</td> <td style="text-align: right;">99.0</td> </tr> </table>	1:	10.2	→	2:	*10.7	↘	3:	*10.6	↘	4:	9.5	→	5:	10.5	→	6:	*10.5	→	7:	*10.5	←	8:	10.2	↗	9:	10.2	↗	10:	*10.8	↗	Serie	99.0	Total	99.0
1:	10.2	→																																	
2:	*10.7	↘																																	
3:	*10.6	↘																																	
4:	9.5	→																																	
5:	10.5	→																																	
6:	*10.5	→																																	
7:	*10.5	←																																	
8:	10.2	↗																																	
9:	10.2	↗																																	
10:	*10.8	↗																																	
Serie	99.0																																		
Total	99.0																																		

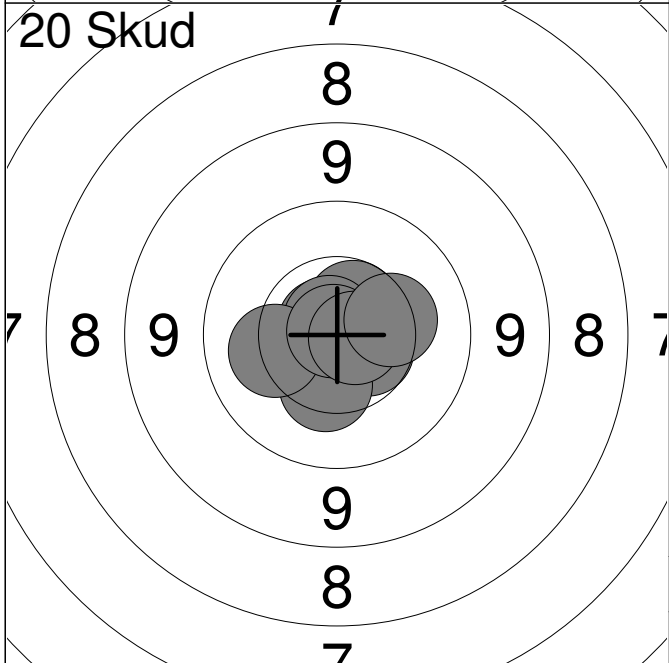
<p><b>20 Skud</b></p>	<table style="width:100%; border-collapse: collapse;"> <tr><td style="width:10%;">11:</td><td style="width:15%;">9.6</td><td style="width:10%; text-align: right;">←</td></tr> <tr><td>12:</td><td>10.4</td><td style="text-align: right;">↗</td></tr> <tr><td>13:</td><td>10.4</td><td style="text-align: right;">→</td></tr> <tr><td>14:</td><td>*10.5</td><td style="text-align: right;">↘</td></tr> <tr><td>15:</td><td>10.1</td><td style="text-align: right;">↘</td></tr> <tr><td>16:</td><td>10.1</td><td style="text-align: right;">↘</td></tr> <tr><td>17:</td><td>10.1</td><td style="text-align: right;">↘</td></tr> <tr><td>18:</td><td>10.3</td><td style="text-align: right;">↘</td></tr> <tr><td>19:</td><td>*10.7</td><td style="text-align: right;">↘</td></tr> <tr><td>20:</td><td>*10.9</td><td style="text-align: right;">↘</td></tr> </table> <table border="1" style="width:100%; border-collapse: collapse; margin-top: 5px;"> <tr> <td style="width:80%;">Serie</td> <td style="text-align: right;">99.0</td> </tr> <tr> <td>Total</td> <td style="text-align: right;">198.0</td> </tr> </table>	11:	9.6	←	12:	10.4	↗	13:	10.4	→	14:	*10.5	↘	15:	10.1	↘	16:	10.1	↘	17:	10.1	↘	18:	10.3	↘	19:	*10.7	↘	20:	*10.9	↘	Serie	99.0	Total	198.0
11:	9.6	←																																	
12:	10.4	↗																																	
13:	10.4	→																																	
14:	*10.5	↘																																	
15:	10.1	↘																																	
16:	10.1	↘																																	
17:	10.1	↘																																	
18:	10.3	↘																																	
19:	*10.7	↘																																	
20:	*10.9	↘																																	
Serie	99.0																																		
Total	198.0																																		



	1:	10.1	↘
	2:	10.2	↙
	3:	10.2	↑
	4:	9.9	←
	5:	*10.6	←
Serie			49.0
Total			0.0



	1:	10.5	↘
	2:	10.4	↗
	3:	9.9	↙
	4:	10.3	↖
	5:	10.6	↖
	6:	10.1	←
	7:	9.2	←
	8:	9.5	←
	9:	10.5	↙
	10:	*10.6	←
Serie			97.0
Total			97.0



	11:	10.6	↘
	12:	*10.6	↗
	13:	*10.8	↗
	14:	10.4	↘
	15:	10.6	↗
	16:	*10.8	↗
	17:	10.2	←
	18:	*10.9	↗
	19:	*10.7	→
	20:	10.3	→
Serie			100.0
Total			197.0